

“Sustaining Growth”



Annual Report **2003**



“ Development of the people is as important as development of the Nation.
If we do not strive to improve the well - being, education and occupation of our people,
they will not have the capacity to develop the country. By developing the people, we develop our Kingdom. ”

(An unofficial translation of an address by Her Majesty the Queen)


The bond of the relationship between Her Majesty the Queen and her people
can never be fully expressed. It is a close tie of the heart that binds them as with
a fine supporting thread as it extends right across the Kingdom.

By being close to her people, Her Majesty hears first-hand about the hardship and trouble they endure.
And she takes it upon herself as her personal undertaking to find ways and means to relieve their suffering.

Her Majesty has therefore initiated countless projects to help her people.
Due to her charisma, kindness, creative and managerial talents, these constructive endeavors have helped to
develop the country and have enhanced and assisted the lives of all living creatures,
enabling them to live happily together with mutual care and support.



From the first start until today, over the past nearly 60 years, Bangkok Bank supports and grows along with the Thai society ; takes part in the sustainable development of the economy ; upholds partnership and care - the values so deeply rooted in the Thai way of life ; weaves relationships from generation to generation ; strives to support members of the society toward the common goals in the future.







Contents

5	Financial Performance Indicators
6	Message from the Chairman
8	Message from the Executive Chairman
11	Sustaining Growth
17	Management Report
24	Management Discussion and Analysis
36	Community Services
40	Ten-year Statistical Summary
42	Organization Chart
44	Board of Directors & Top Executives
50	Names and Experiences of Top Executives
53	Board of Directors and Executive Officers
58	Investment in Companies at 10% or More of Paid-up Capital
62	Remuneration and Benefits for the Board of Directors and Top Executives
63	Change in Shareholdings of the Board of Directors
65	Report of the Independent Certified Public Accountants
156	Report of the Audit Committee
157	Report of the Nomination and Remuneration Committee
158	List of Branches
185	General Information

Financial Performance Indicators

	2003	2002	2001	Percentage change	
				2003/2002	2002/2001
Consolidated financial performance					
(million baht)					
Assets	1,363,339	1,250,956	1,252,505	+ 9.0	- 0.1
Loans and advances (net of loan loss provisions) ¹	715,964	686,492	654,526	+ 4.3	+ 4.9
Deposits ¹	1,123,294	1,070,694	1,079,618	+ 4.9	- 0.8
Liabilities	1,260,849	1,195,261	1,209,174	+ 5.5	- 1.2
Shareholders' equity - net	102,490	55,695	43,331	+ 84.0	+ 28.5
Interest and dividend income	48,195	52,505	60,520	- 8.2	- 13.2
Total income	70,241	67,598	72,811	+ 3.9	- 7.2
Profit (loss) before tax ²	11,514	6,287	6,487	+ 83.1	- 3.1
Net profit (loss) ³	11,355	6,271	6,484	+ 81.1	- 3.3
Per share (baht)					
Profit (loss) before tax ²	7.79	4.29	4.42	+ 81.6	- 2.9
Net profit (loss) ³	7.69	4.28	4.42	+ 79.7	- 3.2
Par value	10.00	10.00	10.00	-	-
Book value ²	53.70	37.98	29.55	+ 41.4	+ 28.5
Share prices - range	113.00 - 48.75	66.50 - 36.25	44.25 - 25.25	-	-
- year-end	109.00	49.50	36.50	+ 120.2	+ 35.6
Financial ratio (%)					
Rate of return on average assets ²	0.87	0.50	0.52	+ 0.37	- 0.02
Rate of return on average equity ²	14.45	12.68	16.77	+ 1.77	- 4.09
Net profit (loss) to total income ³	16.17	9.28	8.90	+ 6.89	+ 0.38
Capital to risk assets (excluding subsidiaries)	15.90	11.54	11.28	+ 4.36	+ 0.26

Remarks 1. Not including interbank and money market items

2. Including minority interests

3. Not including minority interests



Message from the Chairman

The Thai economy has steadily risen over the past three to four years with GDP growth rate estimated to be 6.6 percent in 2003 and expected to rise to even higher levels in 2004.

This has clearly been positive for Bangkok Bank as business customers expanded their investment intentions and a confident consumer market meant growing demand for personal finance, housing loans and other financial services.

However, the economic recovery also led to intensifying competition among business operators in the face of an expanded world market. This has stimulated them to continuously raise productivity and quality standards in order to maintain their competitive position.

Bangkok Bank anticipated these trends, and has been putting in place an effective framework to enable us to take advantage of the changing needs of customers and the more competitive market environment. The improvements have focused on the following key areas:

- The Bank has streamlined and developed its organizational structure to maximize flexibility, market responsiveness and efficiency across all business units and at all levels. There have also been improvements in technology such as the development of a new core banking system for the management of information with regard to loans, deposits, and other services. This will further enhance the secure and efficient financial services the Bank provides to new and existing customers.

- The Bank has improved its branch network by separating back-office systems from customer service work to enable branches to focus on sales and customer service in an efficient manner. The Bank has also introduced new financial services and increased the number of sales outlets, such as the expansion of its micro branch network in popular locations, while at the same time, improving electronic banking, internet banking, and phone banking services.

- The Bank has also been building up service levels through training and skill development.

The most important development in 2003 was the raising of additional capital by the Bank with a new share offering in December. This was well received by shareholders and the final price of Baht 88 per share for international investors and Baht 79 per share for the Thai market was at the top end of expectations. The placement was five times oversubscribed by international investors while the interest expressed by domestic investors was three times higher than the available shares.

Given the high level of demand for the share offering, the green-shoe option was exercised, increasing the total number of shares issued to 442 million shares to raise Baht 36.8 billion in new capital. After the share issue Bangkok Bank's capital adequacy ratio rose to 15.9 percent from 11.5 in the previous year, while Tier 1 capital stood at 12 percent. This increased Bangkok Bank's capital base to a solid level comparable to that of leading regional banks. The expanded capital base provided Bangkok Bank with increased lending capability to meet stronger demand as economic growth trended upwards

I am confident that Bangkok Bank's proactive approach in continuously improving its operational systems, customer service and financial strength will reinforce its position as a leading Thai bank providing international levels of service.

I would like to take this opportunity to thank our customers, members of the Board of Directors, and our shareholders for their support during the past year. I also would like to thank management and staff for their concerted efforts and contribution to the continued success of Bangkok Bank.



(Chatri Sophonpanich)



Message from the Executive Chairman

World economic conditions improved significantly during 2003 while at the same time important economic structural changes were taking place. China in particular has become one of the largest production bases in the world, while the prices of commodity goods on the world market have increased significantly. This contributed to a 17 percent rise in Thai exports while at the same time domestic consumption continued to increase. These factors stimulated a growth rate for the Thai economy of over six percent in 2003, exceeding the economic growth rate of the previous year.

Bangkok Bank achieved a positive financial performance in line with the economic recovery, and a number of major projects initiated after the economic crisis started to yield tangible benefits. These projects included organizational restructuring, the improvement of technology systems, personnel development, risk management, and improvements to internal operations. All of these were intended to improve the Bank's competitive position. Meanwhile, the Bank worked together with customers and business groups on activities aimed at developing the competitiveness of industries which are the backbone of economic growth including those in the agricultural sector and small and medium-sized enterprises (SMEs).

In 2003, the Bank introduced the concept of building a quality network for SMEs based on clusters. This will help to integrate the collective strength of SMEs in the same or related industries and enable them to improve their competitiveness so that they can have strong and sustainable growth. The Bank also launched a new publication entitled '*Pathways to Success for SMEs*' which featured the experiences of entrepreneurs who not only successfully steered their ventures out of the economic crisis but also managed to grow their businesses and generate profits. The Bank hopes that the publication will inspire entrepreneurs to improve their businesses and achieve their goals. The Bank will continue to build on the success of this initiative in 2004. Meanwhile, the Bank remains committed to support the '*Modern Agriculture*' project, which aims to strengthen the country's agricultural sector as part of an overall platform for sustainable economic growth.

At the end of the year Bangkok Bank successfully raised Baht 36.8 billion in additional capital through the issuance of new shares which were offered to investors in Thailand and internationally. The issue received strong support, reflecting *investors' confidence in Bangkok Bank as a leading bank in the region.*

The world economy is expected to continue to grow by 4.1 percent in 2004, up from 3.2 percent in 2003. Despite a number of structural problems, such as the trade and fiscal deficit in the US, economies in Asia are expected to continue to grow in line with the recovery in the world's economy.

Thailand's economy is forecast to grow by 6.5-7.5 percent. The export sector will continue to grow despite the bird flu outbreak in the beginning of the year, which affected Thailand's poultry exports. Domestic spending, particularly on consumption goods, will continue to increase, while investments by the private sector are expected to go up as industrial capacity utilization, which now stands at 70 percent, continues to rise.

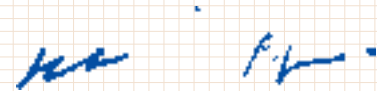
The country's current account balance and balance of payments are expected to remain in surplus. Liquidity in the financial system is likely to remain high, keeping interest rates low. Competition in the financial sector is expected to intensify further as the economy improves and the Government implements a new Financial Master Plan. The Financial Master Plan is aimed at enhancing the competitive efficiency of financial institutions and widening the distribution of financial services to support the development of the country. It has also set out a framework for financial institutions to become larger through mergers to strengthen the financial sector as a whole.

Under these circumstances, Bangkok Bank is committed to strengthening relationships and taking proactive marketing approach to its four major customer groups, namely large corporations, medium-sized businesses, small businesses, and individual customers. The Bank will continue to develop financial products and services to meet the specific needs of each customer group. It

has categorized its products and services into those with high growth potential, those already well received by all customer groups, and new products, and has allocated product specialists to take care of customers. These activities reflect Bangkok Bank's commitment to providing fast, convenient services and reaching out to its customers.

To support efficiency improvements, Bangkok Bank will continue to build on the development of its information technology systems. The Bank will also improve risk management, while strengthening relationships with customers and expanding its loan portfolios in parallel with the growing economy. Meanwhile the Bank will take advantage of the economic growth and opportunities in Asia by increasing its lending at its overseas branches in these countries.

In growing its business Bangkok Bank follows three vital factors for success - anticipating opportunities and potential in the business environment, developing the capability of staff, and making the most of its branch network. These three factors have been the key to Bangkok Bank's business success since inception and are fundamental for maintaining the Bank's leadership position.



(Kosit Panpiemras)

Sustaining Growth

"Among all the banks, Bangkok Bank reigned supreme... For over two decades it was uniquely successful at promoting ventures at the frontiers of opportunity..."

(Thailand Economy and Politics, Pasuk Phongpaichit and Chris Baker)

The emergence of Thailand as a thriving modern economy has taken place in little more than half a century. Despite occasional setbacks, during the past 50 years average incomes have risen by 6.6 percent per year and in 2003 Thailand rose to become the fourth strongest performing economy in the world.

Strong financial institutions sustain economic growth through nourishing small and medium - sized enterprises as well as through providing backing and strength to larger corporations. As the country's leading commercial bank, Bangkok Bank is proud to have been able to play this supporting role in the economic development of the country.

Bangkok Bank has always been one of the leaders in the introduction of new technology and the provision of new types of financial services. In the 1950s the Bank introduced foreign currency exchange services as well as trade finance services for exporters and importers. From this starting point, the Bank went on to encourage companies to expand their businesses to foreign markets. This helped stimulate the growth of the import – export sector and international trade has now become one of the driving forces in the Thai economy.

If Bangkok Bank's role was pivotal during the rapid expansion of trade in the 1950s – it was no less important during the next major wave of growth – the industrialization era from the 1960s to the 1980s. The Bank helped mobilize capital through its nationwide branch network, which provided the population with a reliable outlet for savings. At the same time it supported the entry of foreign capital into the country – by linking together foreign investors with local partners. These connections between business partners were pivotal in the emergence of Thailand as a newly industrialized nation.


Thailand is now embarking on a new growth phase – this time driven by productivity and international competitiveness. Once again Bangkok Bank is helping its customers to compete in the global marketplace – by being a financial partner and adviser, by supporting business networks and introducing its customers to new opportunities.

Bangkok Bank's role of sustaining growth is a natural consequence of its longstanding commitment to being a supportive partner working together with its customers. This role has not diminished over time, but instead has gained in importance from the founding of Bangkok Bank in 1944 up until today.



Bangkok Bank builds and sustains fruitful relationships with customers ; encourages and supports you as your partners ; helps develop and nurture the Thai society, side by side, to prosper just as golden sunrise, reflecting the glowing growth of the Thai economy.





Suwanna Anuwongnukroh (mother)

Managing Director

Pairat Anuwongnukroh

General Manager

DSG International (Thailand) Ltd.

Thailand's first producer of adult diapers and the second leading producer of children's diapers



“

My parents first established contact with Bangkok Bank's Phlaphlachai branch some 40 years ago after being introduced by a friend, Khun Suchart Limpodom. In the early days we were producing rubber bed sheets and importing instant diapers and then we set up our own factory producing diapers for both adults and children, in partnership with a foreign company. We have our own brand and export 35 percent of our production.

Now we are moving to a new factory at Saraburi, naturally supported by Bangkok Bank, and this will enable us to enhance our manufacturing capabilities, improve our organization systems and expand our export business.

We're impressed with the professionalism of Bangkok Bank – these days the approach is becoming more systematic and the service is fast and convenient. The Bank's staff take good care of us and are very supportive of our requirements. Our relationship with the Bank has been close and satisfactory.

”



Supapan Pichaironarongsongkram

President

Chao Phraya Express Boat Co., Ltd.

Operator of the Chao Phraya express boat, tourist boat, shipbuilding, apartments, resorts and restaurants

“

My grandmother founded the ferry business 80 years ago. Then my mother ran it and I joined her in 1971.

We don't have much competition in the ferry business since it's a low margin business. Nonetheless we compete with ourselves because in business you can't stand still.

The business is now run by the third generation. We have expanded to provide a tourist service, shipbuilding, apartments, resorts and restaurants, and are now planning to list on the stock exchange. We always use Bangkok Bank's Bangkok Noi branch, and have always received valued advice from Khunying Chinda Charungcharoenvejji, a former executive of the Bank. After my mother passed away, the Bank organized an exhibition of her ornaments to raise funds for her foundation. *We relate to Bangkok Bank as if we are family and friends, and are pleased to hear about new services when we receive visits from the branch manager. We find Bangkok Bank's service to be friendly, convenient, fast and easy to understand and that's helped to strengthen our relationship.*

”

Sutticume Taesopapong

Managing Director

Somboon Taesopapong

General Manager / Director

Lohakij Rung Chareon Sub Co., Ltd.

Large-scale producer of quality cans for the food and beverage industry



“

My father established our company 50 years ago. Initially it was a cottage operation with everything done by hand but over time we developed a production line, automated processes and eventually built a plant at Samut Sakhon in 1986. Luckily we didn't get into difficulty during the financial crisis – on the contrary it was an opportunity to jump from being a small business to become one of the leading producers of food cans in Thailand with ISO 9000 and ISO 18000 accreditation.

We have always upheld our mother's advice to grow the company carefully and look after the staff and their families as if they were members of our own family.

We have been using Bangkok Bank for more than 10 years and are impressed by the Bank's hard working and smart team. They treat us like friends and always give suggestions, advice and additional information. That's why we are still with Bangkok Bank.

”



Cherdsak Thawornsate

Managing Director

Amporn Thawornsate

Director

Multi-media Technology Co., Ltd.

Computer engineering, design and installation of transmission cables and computer network

“

Our relationship with Bangkok Bank began when we established the company in 1993. We are a certified business partner of Microsoft and our business is computer engineering, creating and setting up network systems and providing training to users. We produce server products such as electronic mail, video streaming, e-messaging systems and e-learning systems including a "desktop video" for videoconferencing. Our customers are mainly large and medium – sized organizations and companies listed on the stock exchange.

Along with the investment in ideas, strategies and products, our people are the most important resource for our company.

We were unaffected by the financial crisis, in fact we have continually expanded with high sales and profits. Whenever we need a trusted adviser we call Bangkok Bank, which provides us with good information and financial services. The Bank gives us the comfort we would expect from 'a thinking partner and trusted friend'.

”

Present



Thailand's most eminent commercial bank and one of the leading banks in South East Asia...

Bangkok Bank takes pride in its vital role in sustaining Thailand.

It stands to support the development of the enterprises and communities, which form the economic and social fabric of the nation.

1982



The opening of Bangkok Bank's Head Office on Silom Road...

It has now become a well-known landmark symbolizing sustainable growth, economic stability, and hope for the future.

1944



Bangkok Bank's first office on Ratchawong Road...

Bangkok Bank grew out of the dream to build a strong bank, which would support Thai trade and business.

Management Report



In 2003 Bangkok Bank further strengthened our business fundamentals and our competitiveness in readiness for future economic and industrial growth. Our major branch restructuring project, which began four years ago, was completed as planned. We extended the geographic distribution of our electronic channel network in support of all customer groups. We made major progress in terms of the development of our technology infrastructure and introduced new human resources systems, while putting in place additional initiatives to further enhance our customer service.

It is particularly pleasing that we have been able to achieve these milestones while our business also yielded satisfactory results. Bangkok Bank's net profit for the year rose by 81.1 percent to Baht 11.4 billion. While this was a satisfactory result, there is still a great deal of hard work ahead of us in order to improve further on this performance and grow our business.

The year culminated with the successful raising of Baht 36.8 billion in additional capital. The strengthened capital base will enable us to reduce our funding costs and help us to expand our lending capacity to meet demand in a strongly growing economy.

Financial performance

The increase in net profit resulted in an increase in earnings per share from Baht 4.3 in 2002 to Baht 7.7 in 2003, a rise of 79.7 percent.

The improved net profit was mainly due to an increase in gain on investments and increased net interest and dividend income. The Bank recorded a net gain on investments of Baht 5.5 billion in 2003, compared with Baht 184 million in 2002. Net interest and dividend income increased by Baht 2.2 billion to Baht 24.6 billion.



Net loan growth exceeded target and grew year-on-year by Baht 18.2 billion or 2.2 percent. The Bank restructured loans amounting to Baht 95.6 billion partly because companies took advantage of the buoyant business conditions to agree on loan repayments. Non-performing loans decreased to Baht 210.8 billion from Baht 215.9 billion in 2002. Non-performing loans fell to 24.7 percent of total loans before provisioning for doubtful-of-loss loan.

Shareholders' equity increased by 84.2 percent, to Baht 102.2 billion from Baht 55.5 billion at the end of 2002. The increase was partly due to the raising of new capital of Baht 36.8 billion in December 2003.

The total capital adequacy ratio at the end of 2003 increased to 15.9 percent from 11.5 percent in the previous year, while Tier 1 capital was approximately 12.0 percent.

Business Banking

The growing economy, increasing consumer confidence, and rising demand for investment led to increased demand for finance from our corporate customers. Bangkok Bank anticipated these changes and prepared itself to meet the demand for loans and other financial services as customers expand their businesses in this favorable environment.

The import-export business showed a significant growth rate in 2003. Building on our existing strength of providing expert advice we established a specialist trade services unit in order to provide marketing support and add value to this group of customers.

In 2003, there was significant growth in the volume of debt instrument issuance and Bangkok Bank was able to capitalize on its strengths in this area. In addition to the Bank's expert Investment Banking personnel, the Bank was able to draw on its large team of marketing and customer service officers based in Thailand's largest branch network and its effective back-office systems for the efficient distribution of the instruments. In 2003, the Bank was appointed financial adviser, selling agent, and underwriter for the distribution of debt instruments by a number of large companies, including PTT Public Company Limited and TelecomAsia Corporation Public Company Limited. The distribution of the debentures of these companies was very successful.

Bangkok Bank recognizes the importance of small and medium-sized enterprises (SMEs), and has therefore set up a Business Center network to serve this customer group. The Bank has completed the expansion of its nationwide Business Center network, which is made up of 142 business desks in the provincial regions in addition to 82 business centers all over the country. Relationship Officers and Managers based at the Centers are responsible for serving and maintaining relationship with SME customers. They visit SMEs at their place of work and get to know their business and specific financial needs first-hand, enabling the Bank to provide quality service



and expert advice to these customers. The Bank recognises that competition is not just about only pricing but consistency of service, reliability and relationships and our Business Centers play a key role in achieving these goals.

Bangkok Bank also provides technical support to SME customers by sharing our knowledge, skills and helping them to develop a network. Survey results indicate that entrepreneurs are in need of higher skills for business planning and performance measurement, and in recognition of this we organized 65 courses on business planning and strategy as well as workshops on financial and cost management. The courses were designed by the Bank together with one of Thailand's leading universities.

Bangkok Bank also cooperated with the Stock Exchange of Thailand and the Market for Alternative Investments to organize a special seminar for companies considering listing on the stock exchange. The seminar helped prepare companies for future expansion.

Branch and e-banking network

Bangkok Bank's distribution network is a major element in the Bank's competitive strategy and 2003 was a significant year in terms of expanding and developing that network.

We completed our branch reorganization project in provincial areas – after concluding the program in our metropolitan branches two years previously. This project involved centralizing back office work to reduce documentation and administrative work for branch staff so that they have more time for sales and customer service. At the same time, roles in the branches were redefined so that they focus on providing service excellence with quality to the customers and taking a proactive marketing approach. In addition, frontline staff were provided with improved support systems and further training to help them adjust to their new roles and encouraged to be more proactive in seeking new customers.

During the year we opened 35 new micro branches, maintaining our leadership position as the Bank with the largest micro branch network. Micro branches now make up approximately 15 percent of Bangkok Bank's branch network and have been extremely successful in attracting new customers and enhancing our franchise. The locations and banking hours of micro branches are in tune with the lifestyle of today's customer, enabling them to do their banking in convenient locations such as shopping malls, campuses, industrial parks and office blocks during extended opening hours.

Opening hours for the bank's full-service branches were also extended by half an hour to 8.30 a.m. The Bank also opened one new, full service branch, Abdulrahim, on March 21, 2003, to service the surrounding office buildings in Bangkok's busy Rama IV Road district.

In March, we completed the renovation of our main Banking Hall at the Head Office. The banking hall serves around 7,000 customers every day or about two million customers over the course of a year. There are 58 counter windows making it one of the largest banking halls in East Asia.

In order to improve our productive efficiency, Bangkok Bank has an ongoing objective of migrating transactions from over-the-counter at the branches to other channels such as express banking (Bualuang Express), internet banking (Bualuang iBanking), and phone banking (Bualuang Phone). This helps us to reduce queues in the branches, increase fee-based income, and frees staff from routine transactions giving them more time to provide sophisticated services and build relationships with customers.

Expansion of the micro branch network is part of our policy for migrating customers to electronic channels. Micro branches have fewer staff than regular branches and focus on providing services through electronic channels. The officers in the micro branches are mainly responsible for helping and giving advice to customers as well as offering products and services.

Bangkok Bank has the largest market share in express banking in Thailand, with more than 2,600 units in the Bangkok Metropolitan Area. More than 70 percent of the bank's customers now use express banking machines for their day-to-day transactions.

We also maximized the benefit of having the country's largest ATM network, with 1,729 machines. The volume of transactions at the Bank's ATM machines increased by 25 percent – helping to alleviate the volume of transactions at the Bank's counters.



There was a strong increase in the use of internet banking by Bangkok Bank customers. The value of on-line fund transfers through Bangkok Bank's Bualuang iBanking service more than tripled while the volume of bill payment transactions more than doubled.

To help customers to familiarize themselves with internet banking, we installed 41 high-tech Bualuang iBanking kiosks in our branches in the Bangkok Metropolitan region. The kiosks are the first of their kind in Thailand and are designed to give customers greater access to Bualuang iBanking services.

Products and services

In 2003 Bangkok Bank became the first bank in Thailand with two million debit cards on issue. The Bank's Be 1st card is the most popular debit card in Thailand with a market share of over 40 percent.

We also made a major push into the home loans market, resulting in an overall increase in lending of around 20 percent. This was achieved through a broad-based campaign including the establishment of outbound sales teams, the training of specialist home loan officers in the branches, the launch of innovative new mortgage products and services, reductions in lending rates and a stronger marketing push.

Bangkok Bank established an outbound telemarketing team at the Bank's phone banking center. This leveraged off the skill, trustworthiness and experience of staff and achieved significant success in initial campaigns to increase the use of credit cards and to sell insurance to home loan customers. More than 50 percent of non-active customers, who were called by the outbound telemarketing team, started spending again using their Bangkok Bank credit cards as a result of the contact made with them.



Human Resources

As part of our long-term human resources program, Bangkok Bank has identified a number of competencies or desired attributes, skills and behaviors of employees that we believe will help to boost performance of the individual, the team and the overall organization.

Since January, we have organized continuous workshops for senior management about the benefits of competencies; how to apply them for personal development and guidance on how to work effectively with staff to achieve their group goals. The Bank is now preparing to extend this program to staff at other levels of the organization.



Technology

The Bank is well underway towards the introduction of a new core banking system in 2004. Core banking is the computer system for deposit, credit, and customer information management, and the new system will improve the competitiveness and efficiency of the overall operations of the Bank. This major initiative will integrate all customer information under one umbrella, assisting staff to manage relationships. It will also provide customers with an improved and more efficient service and enable the Bank's staff to offer products and services that better suit the needs of customers. The new core banking system will be a platform which can easily be built upon with other systems, further enhancing our competitiveness.

In conjunction with this, the Bank is introducing a centralized general ledger that will speed up the processing of the Bank's financial information. It will streamline and standardize the Bank's financial reporting enabling the Bank to consolidate its financial figures across the Bank on a timely basis. This means financial data will be able to be easily accessed and analyzed, improving our effectiveness and financial planning.

Service quality

At Bangkok Bank, we recognise that customer service excellence is the key to ongoing market leadership. As a result we established a set of benchmarks for quality customer service in our branches. This included a manual for service excellence, which outlined detailed methods and the steps which branches need to follow in order to achieve quality service.


After initially introducing these quality benchmarks to a small group of pilot branches and achieving satisfactory results, the process was expanded to other branches. The benchmarks have now been put in place at all branches in the Bangkok Metropolitan area.

We also moved staff into a variety of positions at the branches in order to improve their knowledge, skills and cross-selling techniques. The improved workflow in the branches meant that senior members of staff were able to spend more time building relationships with their customers.

Although this initiative is still in its early days, we are already noticing positive results such as an increase in the opening of new accounts and a rise in transaction volumes.

Awards

Bangkok Bank was delighted to continue to receive strong independent endorsement for its management and service during 2003.



- Best Bank in Thailand by *Euromoney magazine* for the third consecutive year.
- Best Bank in Thailand by *Global Finance magazine* for the third consecutive year.
- Most improved bank in Asia by *Emerging Markets magazine*.
- Top rating for securities services, by *Global Custodian journal*.
- The Best Debt House in Thailand by *Asiamoney magazine*.
- The Best Foreign Exchange Bank in Thailand 2003 by the *Global Finance magazine*.

Looking forward

2003 was a successful year for Bangkok Bank with regard to performance results, progress and development and external recognition of the Bank's excellence in a range of areas. The challenge for everyone at Bangkok Bank is to build on these achievements.

In the year to come we anticipate increased competition in the market but also recognize that the positive economic conditions will provide further opportunities for growth. With the support of the sound organizational and technology platform we have built, and by continuing to develop our strong customer relationships through a disciplined approach we will continue to make significant progress.



Performance Results

Overall picture

Bangkok Bank and its subsidiary companies recorded a net profit of Baht 11.4 billion in 2003, an increase of Baht 5.1 billion or 81.1 percent compared with its net profit of Baht 6.3 billion in 2002. Non-interest income rose by Baht 7.0 billion, or 46.1 percent, together with an increase in net interest and dividend income of Baht 2.1 billion, or 9.2 percent. Meanwhile, non-interest expenses also increased by Baht 3.3 billion, or 12.2 percent.

The Bank and its subsidiaries recorded net provisions for bad debt and provisions for loss on debt restructuring totaling Baht 4.8 billion, an increase of Baht 509 million. Provisions for loss on debt restructuring amounted to Baht 5.9 billion, and was partially offset by provisions for bad debt of Baht 1.1 billion.

In December 2003, the Bank increased its capital base and issued 442 million ordinary shares, bringing the total number of issued ordinary shares to 1,908.5 million shares, up from 1,466.5 million shares in 2002. The weighted average number of ordinary shares in 2003 was 1,477.2 million shares.

The net profit per share of Bangkok Bank and its subsidiary companies stood at Baht 7.69, an increase of Baht 3.41 or 79.7 percent compared with Baht 4.28 in 2002.

Operating profit

In 2003, the Bank and its subsidiaries recorded a pre-tax operating profit before provisions for bad debt and provisions for loss on debt restructuring of Baht 16.3 billion. This is an increase of Baht 5.7 billion or 54.3 percent compared with Baht 10.6 billion in 2002. The rise in operating

profit is attributable to an increase in net interest and dividend income, and the increase in non-interest income, which exceeded the increase in non-interest expenses.

Operating expenses and income

Interest and dividend income

Interest and dividend income for the year was Baht 48.2 billion, down by Baht 4.3 billion or 8.2 percent compared with the previous year. This was largely due to a decline in interest income from interbank and money market facilities of Baht 2.9 billion or 51.3 percent, as the Bank reallocated funds from the interbank and money markets to investments in government bonds and corporate bonds yielding a higher rate of return. Meanwhile, interest income from loans fell by Baht 1.8 billion or 5.1 percent, primarily as the result of a decline in lending interest rates in Thailand ranging from 1.00-1.25 percentage points. During the year, the Minimum Lending Rate (MLR) stood at between 5.75-6.75 percent, the Minimum Overdraft Rate (MOR) at between 6.00-7.00 percent, and the Minimum Retail Rate (MRR) at between 6.25-7.00 percent. Average total loans increased by 2.8 percent, offsetting to some extent the decline in interest income due to lower interest rates. In addition, earnings from investments rose by Baht 385 million or 3.2 percent. This was because the total level of investments in government bonds and corporate bonds increased by more than the decline in their rates of return.

Interest expenses

Interest expenses amounted to Baht 23.7 billion, a fall of Baht 6.4 billion or 21.3 percent. A major item contributing to the decrease was deposit interest payments, which fell by Baht 8.2 billion or 32 percent due to declining deposit interest rates in the domestic market. The interest rates on savings deposits dropped from a range of 1.75-1.50 percent in 2002 to 1.50-0.75 percent in 2003, while the interest rates for fixed deposits fell from a range of 3.00-1.75 percent in 2002 to 2.75-1.00 percent in 2003. Interest expenses incurred from interbank and money market facilities fell by Baht 262 million or 44.6 percent due to a decline in interbank interest rates. However, interest expenses on the Bank's borrowings increased by Baht 119 million, or 1.2 percent as a result of higher interest rates in offshore markets.

Net interest and dividend income

Net interest and dividend income totaled Baht 24.5 billion, an increase of Baht 2.1 billion from that in 2002. The increase was attributable to the growth in loan volumes resulting in an increase of Baht 1.4 billion, while the decline in interest rates in the market resulted in an increase of Baht 667 million in net interest income.

The average yield on earning assets in 2003 stood at 3.61 percent, a decrease of 0.40 percentage points compared with 2002, with yield declining for every asset category. Meanwhile, the average cost of interest bearing liabilities stood at 1.95 percent, a decrease of 0.56 percentage points compared with that in 2002. The average cost of deposits, in particular, fell by 0.59 percentage points, partly due to the decline in deposit interest rates and partly due to a shift from fixed deposit accounts to savings accounts. As a result, average net interest margins rose to 1.84 percent in 2003 compared with 1.71 percent in 2002.

Net interest and dividend income after provisions for bad debt and provisions for loss on debt restructuring

Net interest and dividend income after provisions for bad debt and provisions for loss on debt restructuring totaled Baht 19.8 billion, an increase of Baht 1.6 billion or 8.6 percent. This is accounted for by the increase in net interest and dividend income of Baht 2.1 billion and by provisions increasing by Baht 509 million.

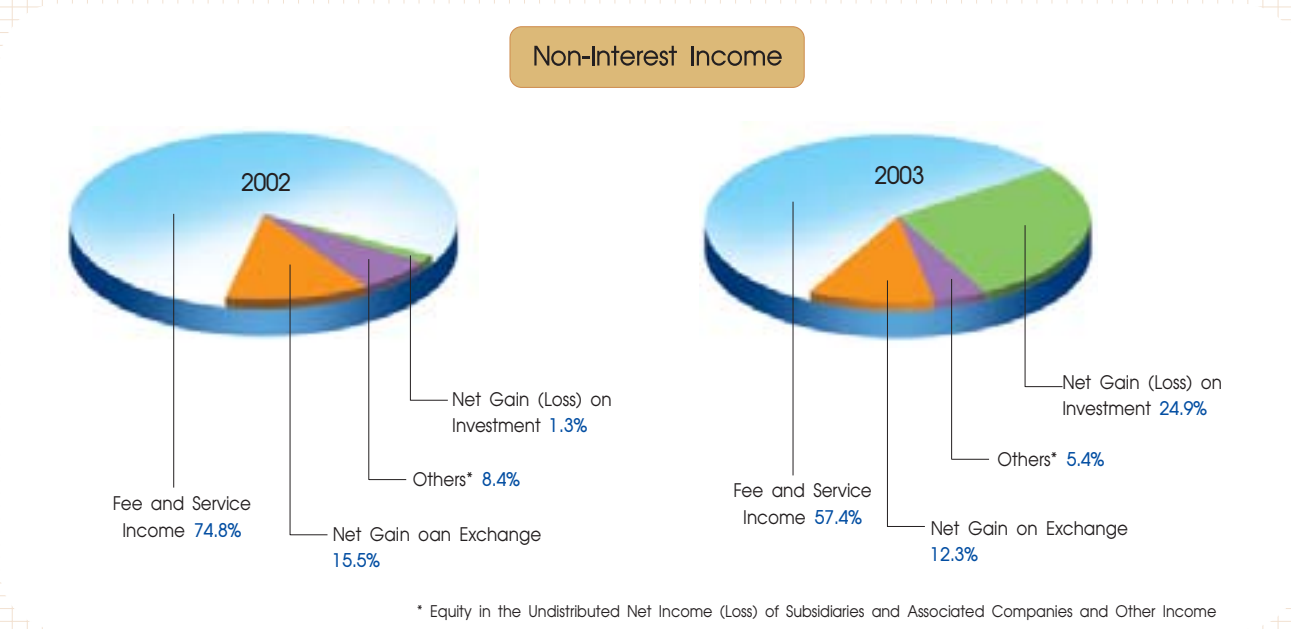
Non-interest income

Non-interest income of the Bank and its subsidiaries amounted to Baht 22.0 billion, an increase of Baht 7.0 billion or 46.1 percent. Significant items included net profits from investments, which amounted to Baht 5.5 billion, an increase of Baht 5.3 billion or 27.5 times. The increase largely resulted from profits from the sale of investments in debt instruments and equities. Fees and service income amounted to Baht 12.6 billion, an increase of Baht 1.4 billion or 12.0 percent, due to increases in the business volume of credit cards, debit cards, and ATM card services as well as other fee-based services.

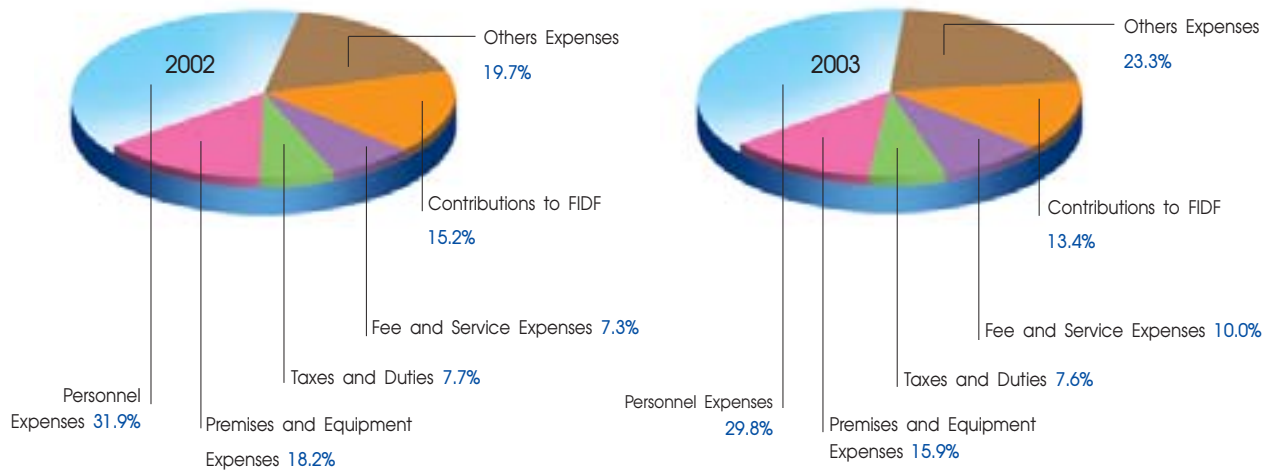
The equity in the undistributed profits of subsidiaries and associated companies registered a gain of Baht 269 million in 2003 compared with a loss of Baht 436 million the previous year, resulting in an overall increase of Baht 706 million. Net gain on currency exchange amounted to Baht 2.7 billion, an increase of Baht 383 million or 16.4 percent, while other income fell by Baht 737 million or 54.5 percent to Baht 615 million. Included in other income are items such as the investment banking fees for advisory services and securities distribution services.

Non-interest expenses

Non-interest expenses of the Bank and its subsidiaries increased by Baht 3.3 billion or 12.2 percent to Baht 30.3 billion. Significant items included other expenses of Baht 7.0 billion, an increase of Baht 1.7 billion or 32.8 percent due to an increase in provisions for impairment of



Non-Interest Expenses



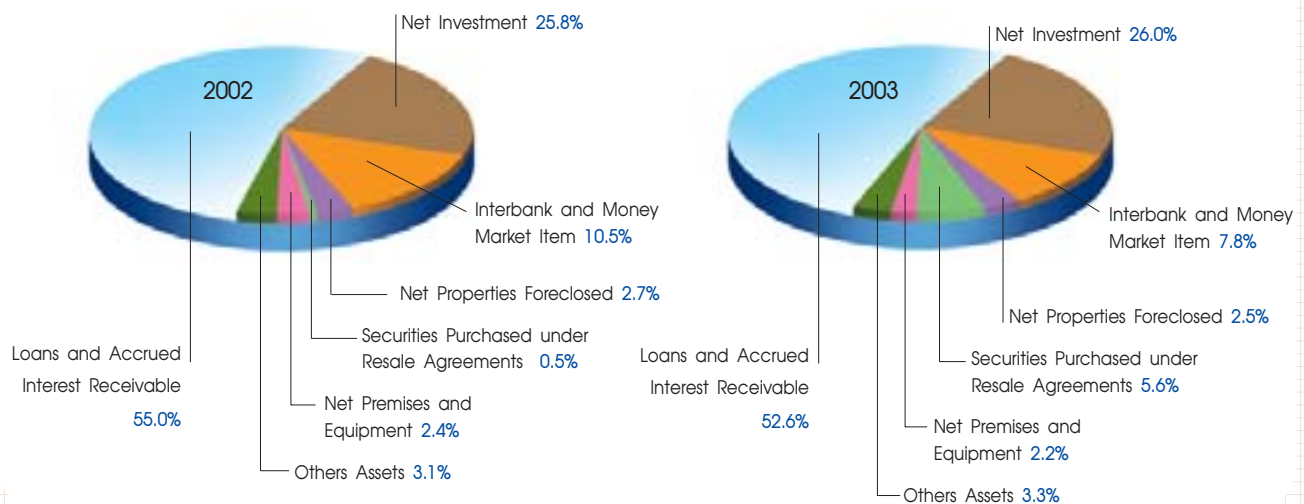
foreclosed assets of Baht 1.1 billion or 109.7 percent. Fee and service expenses rose by Baht 1.1 billion or 54.4 percent to Baht 3.0 billion as the Bank incurred expenses related to the capital raising exercise in 2003. In addition, personnel expenses rose by Baht 417 million or 4.8 percent to Baht 9.0 billion due to provisions for early retirement.

Financial position

Assets

The total assets of the Bank and its subsidiary companies as of the end of 2003 amounted to Baht 1,363.3 billion, an increase of Baht 112.4 billion or 9.0 percent year-on-year. Details of the major assets of the Bank are as follows:

Assets



Total lending by the Bank and its subsidiaries rose by 1.7 percent or Baht 14.0 billion to Baht 851.9 billion. The Bank's loan-to-total asset ratio decreased from 67.0 percent to 62.5 percent as a result of the Bank's continuing strong liquidity position coupled with its prudent lending policy leading to less aggressive loan growth. The surplus liquidity was thus invested in the repurchase market. Net total loans and accrued interest receivable at the end of 2003 amounted to Baht 717.0 billion, an increase of Baht 29.0 billion, partly due to increasing loans and partly due to a decline in allowance for doubtful accounts and debt restructuring.

Net investments in securities by the Bank and its subsidiaries at the end of 2003 stood at Baht 354.3 billion, an increase of Baht 31.0 billion or 9.6 percent compared with the end of 2002 as a result of a shift from the interbank and the money market to the investment portfolio which yielded a higher rate of return. The ratio of investments to total assets increased from 25.8 percent to 26.0 percent.

The value of interbank and money market assets as of the end of 2003 amounted to Baht 106.3 billion, declining by Baht 24.3 billion or 18.6 percent from 2002. This accounted for 7.8 percent of total assets compared to 10.4 percent in the preceding year.

The net value of foreclosed assets of the Bank and its subsidiaries at the end of 2003 totaled Baht 33.7 billion, a decrease of Baht 46 million or 0.1 percent due to an increase in provision for impairment of the foreclosed assets.

Liabilities

Key sources of funds for the Bank and its subsidiaries included deposits, interbank and money market facilities, and capital market borrowings.

Despite the continuous decline in deposit interest rates, deposits in the Bank and its subsidiaries continued to increase to total Baht 1,123.3 billion at the end of 2003, an increase of Baht 52.6 billion or 4.9 percent compared with the previous year.

The ratio of deposits to total liabilities and shareholders' equity decreased from 85.6 percent to 82.4 percent as a result of the capital raising exercise. The ratio of loans to deposits of the Bank and its subsidiaries at the end of 2003 dropped to 75.8 percent from 78.3 percent at the end of 2002, reflecting the rise in deposits.

Borrowings by the Bank and its subsidiaries include the issuance of subordinated and senior debentures, both in the foreign and domestic markets. Total borrowings totaled Baht 77.6 billion at the end of 2003, a decrease of Baht 1.2 billion or 1.5 percent from the previous year. With regard to the structure of the borrowings, long-term borrowings amounted to Baht 29.2 billion or 37.6 percent of total borrowings, a decrease of Baht 10.7 billion or 26.9 percent. Short-term borrowings totaled Baht 13.9 billion or 17.9 percent of total borrowings, an increase of Baht 9.6 billion or 2.2 fold. The subordinated debentures cum preferred shares of Baht 34.5 billion make up the remaining 44.4 percent of the total borrowings.

In 2004, the Bank will be retiring maturing debentures of US\$ 386.4 million or about Baht 9.8 billion (the exchange rate for which had been fixed at Baht 25.28 to the US dollar). This will be funded through normal working capital and will not have an impact on the business operations.

For the Capital Augmented Preferred Securities (CAPS) totaling Baht 46.0 billion, the Bank has the option of redeeming the securities before maturity as from April 2, 2004. Unit holders have

been informed that the Bank intends to redeem the CAPS and that the Bank had proposed revised terms for those who wish to retain their investment in CAPS. A majority of the unit holders had voted in favor of the revision of the terms. As a result, about Baht 17.5 billion of CAPS will be retained under revised terms at the request of the unit holders. The Bank will be redeeming the rest of the CAPS issue amounting to Baht 28.4 billion in April.

The value of interbank and money market liabilities of the Bank and its subsidiaries totaled Baht 31.6 billion, an increase of Baht 10.3 billion or 48.3 percent compared with that at the end of 2002.

Shareholders' equity

Net shareholders' equity in the Bank and its subsidiaries at the end of 2003 rose to Baht 102.5 billion, increasing by Baht 46.8 billion or 84.0 percent compared with the preceding year. The increase was due in part to the Bank's net profit of Baht 11.4 billion in 2003 and to the new capital raising of Baht 36.8 billion in December 2003.

Contingent liabilities

The contingent liabilities of the Bank and its subsidiaries comprise currency exchange contracts, loan guarantees, letters of credit, currency and interest rate swaps, overdraft credit lines, and other unutilized obligations. At the end of 2003, the Bank had Baht 633.0 billion in contingent liabilities. These liabilities included avals to bills and guarantees of loans, which declined by 31.9 percent or Baht 6.7 billion to Baht 14.3 billion. Liabilities under unmatured import bills increased by 5.1 percent or Baht 459 million to Baht 9.4 billion. Liabilities under letters of credit increased by 10.1 percent or Baht 2.6 billion to Baht 28.8 billion. The Bank also had other contingencies of Baht 580.6 billion, an increase of Baht 58.4 billion or 11.2 percent.

Quality of assets

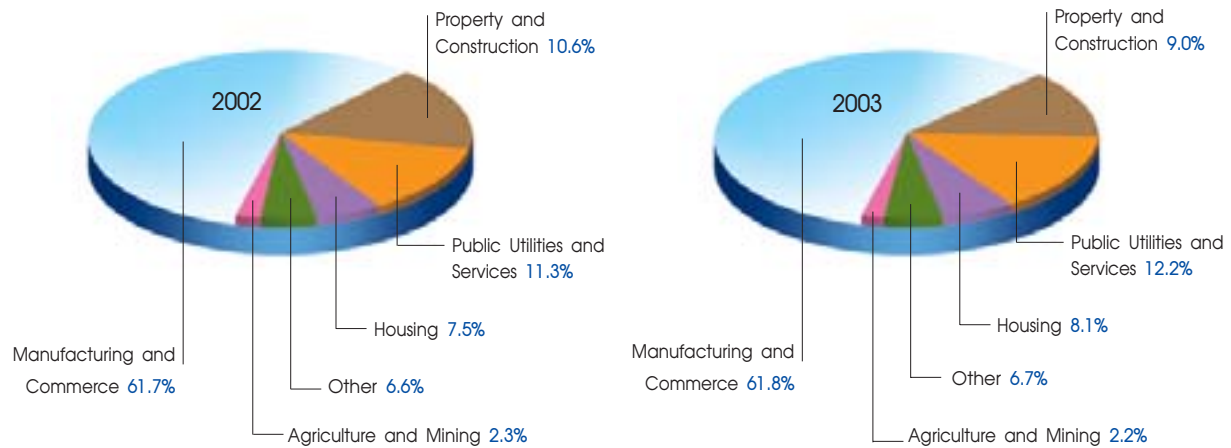
At the end of 2003, the quarterly average for total assets of the Bank and its subsidiaries was Baht 1,289.7 billion. Of this 92.1 percent are performing assets net of provisions for doubtful accounts. The performing assets comprise loans, which are core assets and account for 63.2 percent of the total performing assets; investments in securities 25.5 percent, and interbank and money market items, 11.3 percent. Non-performing assets however account for 7.6 percent of performing assets and 7.9 percent of total assets.

Loans

Bangkok Bank's overall strategy for many years has been to maintain and take advantage of its position as *Thailand's leading commercial bank*. It has focused on its strengths in the corporate banking sector, while leveraging its extensive branch network as a means of growing the loan portfolio, deposit base and range of products. As at December 31, 2003, the Bank allocated 61.8 percent of its loans to the manufacturing and commercial sectors, 12.2 percent to public utilities and services, 9.0 percent to the property and construction sectors, 8.1 percent to housing loans, and 2.2 percent to the agricultural and mining sectors.

At the end of 2003, the Bank and its subsidiaries had Baht 852.9 billion in outstanding loans (inclusive of interest receivables), an increase of Baht 13.6 billion or 1.6 percent compared with the end of 2002. The overall quality of the portfolio has improved with doubtful-of-loss loans

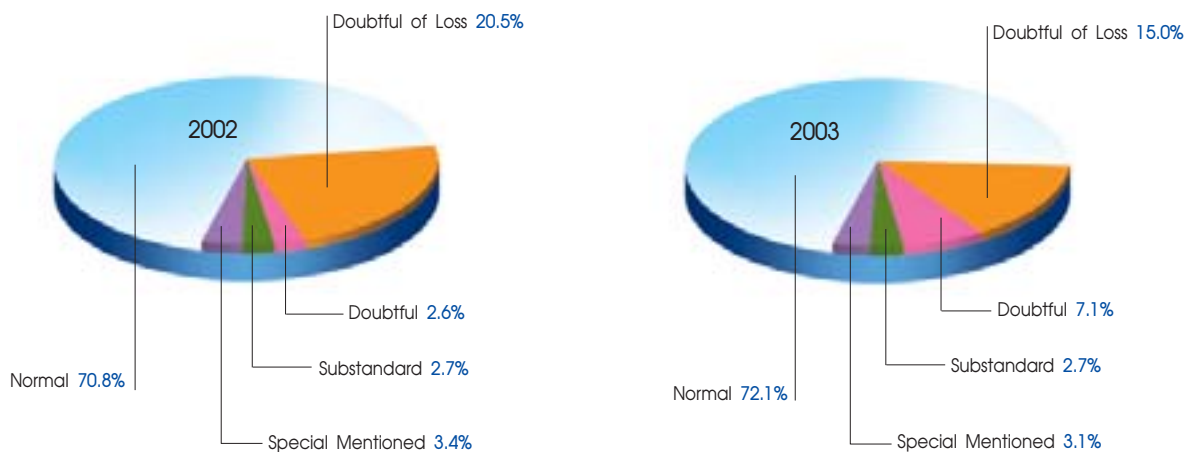
Loans Portfolio by Industry



amounting to Baht 128.1 billion, a decrease of Baht 43.6 billion or 25.4 percent, and representing 15.0 percent of total loans, compared with 20.5 percent in the previous year. Meanwhile, doubtful loans amounted to Baht 60.3 billion, an increase of Baht 38.0 billion or 171.1 percent; and representing 7.1 percent of total loans, compared with 2.6 percent in 2002. Normal loans increased by 3.4 percent or Baht 20.4 billion to Baht 615.2 billion and represented 72.1 percent of total loans, increasing from 70.8 percent in 2002.

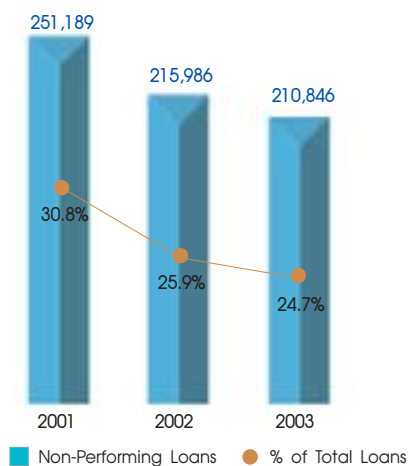
Since 2002, the Bank of Thailand had relaxed the regulation for loan classification that previously required classification to be considered on a customer basis, to allow banks to classify loans on either a customer or an account basis. However, the Bank has continued to classify loans on a customer basis, in line with prudent banking practices.

Classified Loans



Non-Performing Loans : Total Loans

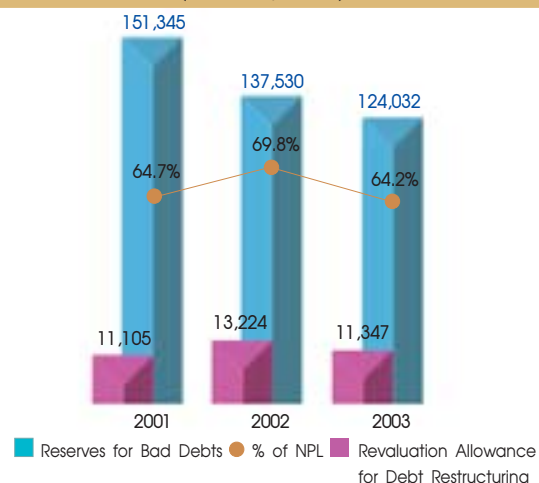
(Million Baht, Percent)



Bangkok Bank (Excluding Subsidiaries)

Reserves for Bad Debts including Revaluation Allowance for Debt Restructuring : Non-Performing Loans

(Million Baht, Percent)



Bangkok Bank (Excluding Subsidiaries)

In 2003, the Bank of Thailand replaced the definition of non-performing loans with impaired loans, which are defined as loans classified as substandard, doubtful, doubtful-of-loss, and loss.

At the end of 2003, the Bank's impaired loans totaled Baht 210.8 billion, a decrease of Baht 5.1 billion or 2.4 percent from 2002. The ratio of impaired loans to total loans before deduction of allowance for doubtful accounts and debt restructuring at the end of 2003 decreased to 24.7 percent from 25.9 percent at the end of 2002. In 2003, the Bank restructured loans to the value of Baht 95.6 billion.

The allowance for doubtful accounts and debt restructuring at the end of 2003 for the Bank and its subsidiaries totaled Baht 135.9 billion, a decrease of Baht 15.4 billion or 10.2 percent from that at the end of 2002, primarily due to write-offs of Baht 10.6 billion. The ratio of the allowance for doubtful accounts and debt restructuring to total loans at the end of 2003 was 16.0 percent compared to 18.1 percent at the end of 2002.

The allowance for doubtful accounts and debt restructuring of Baht 135.9 billion exceeded the minimum provisioning of Baht 98.4 billion required by the Bank of Thailand by Baht 37.5 billion or is equivalent to 138.2 percent of the minimum required provisioning. The coverage ratio of the allowance for doubtful accounts and debt restructuring to impaired loans at the end of 2003 stood at 64.5 percent compared with 70.1 percent at the end of 2002.

The Bank generally recognized interest income from loans on an accrual basis. However, for loans that are more than 3 months in arrears, the Bank will reverse the interest accrued and will recognize the interest income on a cash basis when received. At the end of 2003 the Bank and its subsidiaries had Baht 1.0 billion in accrued interest receivable, a decline of Baht 427 million or 29.0 percent from the end of 2002. The accrued interest receivable accounted for 0.12 percent of the total loans, declining from 0.18 percent in 2002.

Investments in Securities

Historically government and state enterprise securities have represented the largest share of the Bank's investment portfolio. Other investments include investments in equity securities listed on the Stock Exchange of Thailand, securities issued by foreign governments, corporate bonds and equity investments in unlisted companies.

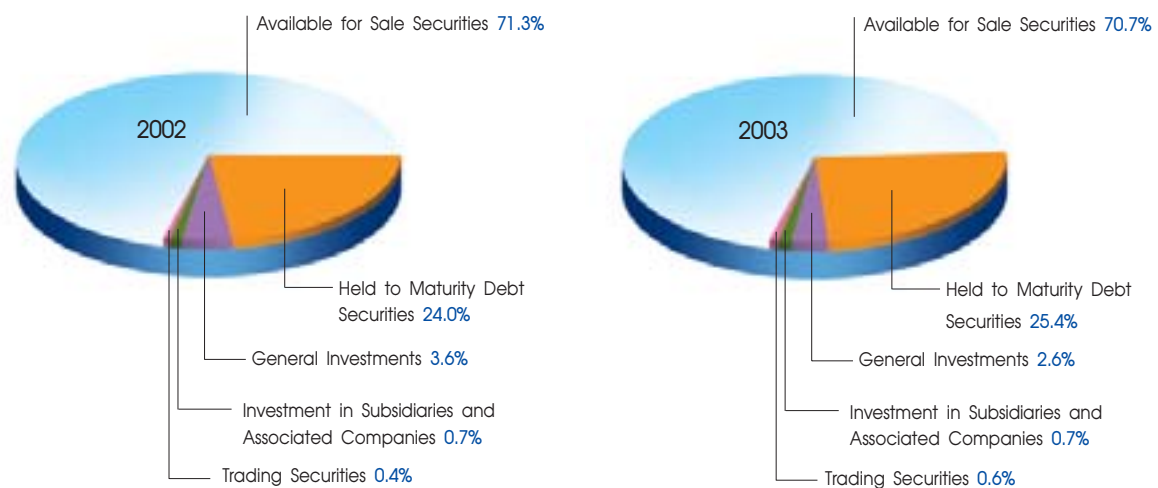
At the end of 2003, the investment portfolio of the Bank and its subsidiaries amounted to Baht 354.3 billion, an increase of Baht 31.0 billion or 9.6 percent from the end of 2002. The Bank's investments in securities are mostly allocated to government and state enterprise securities and debt instruments, in accordance with the Bank's policy of investing in securities with both an attractive rate of investment return and an acceptable risk level.

The characteristics of the Bank's investment portfolio as at the end of 2003, before taking into account allowance for revaluation and allowance for impairments, are as follows:

Investments in government and state enterprise securities rose by Baht 12.1 billion, or 5.6 percent, to Baht 226.2 billion. Holdings in foreign-currency debentures rose by Baht 19.6 billion, or 30.6 percent, to Baht 83.6 billion. Holdings in corporate bonds increased by Baht 3.4 billion, or 24.7 percent, to Baht 17.2 billion. Investments in equities rose by Baht 97 million, or 0.8 percent, to Baht 11.7 billion. Investments in other securities fell by Baht 2.2 billion, or 24.8 percent, to Baht 6.6 billion.

In considering the term of investments, there is a shift towards shorter-term investments with investments in short-term securities rising by Baht 28.9 billion or 43.9 percent to Baht 94.8 billion and accounting for 26.8 percent of the Bank's securities portfolio. Investments in long-term securities rose by Baht 1.8 billion or 0.7 percent to Baht 256.9 billion, and accounted for 72.5 percent of the portfolio. Investments in subsidiaries and associated companies increased by Baht 272 million or 11.7 percent to Baht 2.6 billion, and accounted for 0.7 percent of the portfolio.

Investment



When classified by investment type, the largest allocation is in the available-for-sale portfolio, which grew by Baht 19.9 billion or 8.6 percent to Baht 250.4 billion accounting for 70.7 percent of the portfolio. Investments in held-to-maturity securities amounted to Baht 90.1 billion, an increase of Baht 12.4 billion or 15.9 percent, accounting for 25.4 percent of the portfolio. General investments totaled Baht 9.1 billion, a decrease of Baht 2.5 billion or 21.8 percent, accounting for 2.6 percent of the portfolio. This is net of the allowance for impairment and revaluation resulting from transfer between portfolios, which decreased by Baht 3.0 million. Net investments in associated companies totaled Baht 2.6 billion, an increase of Baht 272 million or 11.7 percent, and accounted for 0.7 percent of the portfolio. Investments in the trading portfolio totaled Baht 2.2 billion, an increase of Baht 1.1 billion or 92.3 percent, and accounted for 0.6 percent of the portfolio. This included provision for impairment of Baht 75 million.

The remaining terms of available-for-sale and held-to-maturity securities at the end of 2003 are as follows:

Those with less than one-year to maturity amounted to Baht 92.5 billion, an increase of Baht 27.9 billion or 43.1 percent. Securities with between one and five years to maturity amounted to Baht 137.0 billion, the largest amount. This is an increase of Baht 5.6 billion or 4.2 percent. Securities with a maturity profile of more than five-years totaled Baht 96.3 billion, a decrease of Baht 9.3 billion or 8.8 percent.

Investment in subsidiaries and affiliates

Investments in subsidiaries and affiliated companies in 2003, using the equity accounting method, stood at Baht 9.7 billion compared with Baht 7.9 billion in 2002, an increase of Baht 1.8 billion or 22.1 percent.

Sources and utilization of funds

The primary source of funds for the Bank and its subsidiaries at the end of 2003 comprised Baht 1,123.3 billion in deposits, Baht 31.6 billion in interbank and money market items, Baht 43.1 billion in borrowings and Baht 34.5 billion in subordinated debentures cum preferred shares.

Most of these funds, totaling Baht 851.9 billion, were used to extend loans. The other major use of funds is in the investment portfolio of 354.3 billion, which saw an increase of Baht 31.0 billion from the previous year.

Changes in cash flow

Cash and cash-equivalent items as indicated in the cash flow statement of the Bank and its subsidiaries at the end of 2003 totaled Baht 28.4 billion, an increase of Baht 4.5 billion. Details of the changes are as follows:

Net cash generated from business operations in 2003 totaled Baht 3.7 billion. A major item was operating profit before changes in operating assets and liabilities, of Baht 24.5 billion, which is inclusive of the Baht 11.4 billion net profit. The remaining Baht 13.1 billion resulted from adjustments to the income statement for non-cash items, including depreciation and amortization expenses, and losses on debt restructuring. Operating assets for the year rose by Baht 86.8 billion due to increases in investments in securities with re-sale agreements and lending, while operating liabilities increased by Baht 66.0 billion due to increases in deposits, interbank and money market items.

Net cash used in investment activities totaled Baht 31.0 billion. Investments in available-for-sale securities and held-to-maturity debt instruments increased, while income from sales of available-for-sale securities and held-to-maturity debt instruments also rose.

Net cash generated from financing activities totaled Baht 31.7 billion, most of which came from the capital raising exercise. The impact of changes in exchange rates resulted in a decrease of Baht 22 million in cash.

Reserve Ratio

Capital Adequacy Ratio

The Bank's capital at the end of 2003 totaled Baht 136.1 billion, which translates into a capital adequacy ratio of 15.9 percent, higher than the minimum level of 8.5 percent as required by the Bank of Thailand. The Bank's ratio at the end of 2002 stood at 11.5 per cent. The increase is due primarily to the capital raising exercise and also due to retained earnings. After the partial redemption of CAPS in April 2004 of Baht 28.4 billion the Bank's total capital adequacy ratio would stand at around 13.4 percent.

Tier 1 capital amounted to Baht 102.9 billion, an increase of Baht 45.3 billion or 78.6 percent from the end of 2002. The ratio of Tier 1 capital to risk assets stood at 12.0 percent, up from 7.2 percent at the end of 2002. After the partial redemption of CAPS, the pro forma Tier 1 capital ratio would be about 9.5 percent. Tier 2 capital amounted to Baht 33.2 billion, a decrease of Baht 1.5 billion or 4.2 percent from the end of 2002. The decline was due to the amortization of the long-term subordinated debentures, which are classified as part of Tier 2 capital, and which declined by Baht 5.1 billion to Baht 17.0 billion. The ratio of Tier 2 capital to risk assets decreased from 4.3 percent at the end of 2002 to 3.9 percent at the end of 2003.

Liquid assets

The ratio of liquid assets to deposits and short-term liabilities at the end of 2003 stood at 41.2 percent compared with 36.9 percent at the end of 2002. The main reason for the increase in liquid assets was the capital raising exercise. The Bank of Thailand's requirement is for a ratio of six percent but it is the Bank's policy to maintain liquid assets well in excess of this level.

Liquid assets at the end of 2003 including cash, interbank and money market items, securities purchased with re-sale agreements, trading securities, and available-for-sale securities totaled Baht 467.4 billion, an increase of Baht 71.8 billion from Baht 395.7 billion at the end of 2003. The increase occurred mainly in securities purchased with re-sale agreements.

The following table sets forth information with respect to our liquidity position as of the dates indicated.

	2003	2002	2001
Liquid Assets (Billion Baht)	467.4	395.6	429.6
Loans/Deposits (%)	76.1	78.2	75.8
Liquid Assets/Assets (%)	34.4	31.8	34.4
Liquid Assets/Deposits (%)	41.9	37.2	40.1
Liquid Assets/Deposits and Short-Term Debt (%)	41.2	36.9	39.8

Funding sources

Historically the Bank has raised a substantial proportion of its domestic funding requirements from deposit-taking activities, with Baht deposits accounting for approximately 92.5 percent of total deposits as of December 31, 2003, and foreign currency deposits representing 7.5 percent of total deposits. The Bank also raises funds from foreign markets, mainly US dollar funds in offshore borrowings. Major sources of foreign currency funding include offshore borrowings, and money markets in countries where the Bank operates.

The following table sets forth a breakdown of sources of our funding and our liability profile.

Percentage of deposits:	2003	2002	2001
Baht	92.5	91.8	91.8
Foreign Currency	7.5	8.2	8.2
Percentage of interbank and money market:			
Domestic	27.1	17.5	27.0
Foreign	72.9	82.5	73.0
Liabilities as a percentage of total liabilities:			
Deposits	88.7	89.3	88.9
Interbank and money market	3.0	2.0	2.4
Borrowings	3.4	3.7	3.7
Repurchase agreements	-	-	-
Subordinated debentures cum preferred shares	2.7	2.9	2.9

Taxation

Under the Thai Revenue Code, the statutory corporate income tax rate applicable to the Bank's income for normal banking activities, except for BIBF activity, is 30 percent, and the statutory corporate income tax rate for BIBF activities is 10 percent. However, for five accounting years starting from 2002 to 2006, the corporate income tax rate applicable to the normal banking activities is 25 percent on the portion of taxable profits which does not exceed Baht 300 million and 30 percent on the remaining amount of taxable profits.

As a result of the losses carried forward, the Bank had no income tax expenses for the fiscal years ending December 31, 2003, 2002, 2001 or 2000. Under the Thai Revenue Code, the Bank is permitted to carry forward any tax losses for up to five years, in the case of the Bank until 2005.

Community Services



For almost 60 years Bangkok Bank has continuously strived to support the development of society and the preservation of Thai arts and culture. We have done this through our patronage of youth education and sports, our support for community development initiatives and our contributions to the arts.

Respecting the monarchy

Bangkok Bank's culture and tradition has always been to respect and express loyalty to the monarchy. The Bank is delighted that in 2003 we were able to help bring to fruition one of Her Majesty the Queen's initiatives by developing the Bank's Saphan Phan Fa branch building into the Queen Sirikit Art Gallery. The art gallery was built and is managed with the support of a grant from Her Majesty. The grant was based on a contribution from seven faithful donors including Bangkok Bank. *Her Majesty the Queen officially opened the art gallery on August 9, 2003.*



The inaugural exhibition at the Queen Sirikit Art Gallery was a collection of paintings and sculptures by His Majesty the King, His Royal Highness Crown Prince Maha Vajiralongkorn, Her Royal Highness Princess Maha Chakri Sirindhorn, Her Royal Highness Princess Siribha Chudhabhorn, and Princess Siriwanwaree Mahidol.

Bangkok Bank also provided support to other charitable activities of various foundations and charitable organizations under the royal patronage such as, the Rajprachanukroh Foundation, Bangsai Arts and Crafts Center, the Sai Jai Thai Foundation and the Thai Red Cross Society. Besides, the Bank last year supported the renovation of a building of the epilepsy treatment center of Chulalongkorn Comprehensive Epilepsy Program, the King Chulalongkorn Memorial Hospital, under the patronage of Her Royal Highness Princess Chulabhorn.

Upholding religions

The teachings of all religions encourage people to do good deeds and uphold moral standards. Bangkok Bank respects this and has therefore been a long time supporter of religions in Thailand.

In support of Buddhism, Bangkok Bank invited customers and the general public from all over the country to participate in the annual royal kathin. On November 2, 2003, the Bank took the royal kathin to Wat Phai Lom in the eastern province of Chanthaburi. The Bank also arranges a lecture by leading Buddhist monks for the staff and general public every quarter at its head office.

Bangkok Bank also supported charitable activities of the Christian and Islamic religions regularly.

Fostering knowledge

Bangkok Bank has helped many thousands of young Thai people to pursue their academic dreams. The Bank recognizes that these Thai youngsters are a vital human resource and by enabling them to achieve a satisfying and successful career we are also supporting the development of the country.

For many years Bangkok Bank, in collaboration with the Chin Sophonpanich Foundation has offered over 1,370 scholarships to students at high school and university levels. The Bank also organizes a Student Internship Program (SIP) twice a year for Thai students from local and overseas universities. This is designed to offer them an insight into the financial services industry and enhance their knowledge in marketing, society and the economy. The students are also given training in leadership and teamwork. The program has been continued for 20 years, and is highly regarded and much sought after by students.



In addition Bangkok Bank provides advice and seminars on furthering education abroad and welcomes visits by students to learn about banking work from speakers with hands-on experiences.

Building society

The *Chin Sophonpanich Memorial Lecture* was organized for the fifth time on December 22, 2003 at the Bank's headquarters. H.E. Prime Minister Thaksin Shinawatra spoke on the 'Future of the Thai Economy in the World of Modern Trade'. The Prime Minister also used the occasion to announce the government's plans for investment in education, technology research, public sector reform, mass transit and other new infrastructure. The Prime Minister praised Mr. Chin Sophonpanich, the late Chairman, as a role model who was not only a successful businessman, but also a good example of an individual who made a great contribution to the country.

The Bangkok Bank Foundation in collaboration with the Ministry of Science, Technology and Environment organizes an annual competition on the theme of 'Innovation for Agriculture'. The competition is aimed at encouraging entrepreneurs in the agricultural sector to develop tools and machinery that can be used to increase efficiency and productivity in agriculture. Entries that win the competition receive prizes from the prime minister and are placed on display at an exhibition in the annual 'Kaset Fair' at Kasetsart University.

The Bank is a committed supporter of the Project for Research and Exhibition of Pandas in Thailand in co-operation with the Zoo Organization of Thailand, which is under royal patronage. The project is one of the activities for celebrating Her Majesty the Queen's 72nd birthday on August 12, 2004.





Bangkok Bank supports operations of the Thai Red Cross Society's National Blood Service Center by organizing blood donation campaigns and encouraging staff to join every quarter at the head office. The Bank also supported the third "Charity Walk Rally for Health" by selling tickets to the rally.

Preserving and developing Thai arts and culture

The Bangkok Bank Sports Club continued to play an active role in the development of sports in Thailand. The football team of the Club is one of the leading teams in Thailand, with a number of players showing great potential to be star players in the future. Thirty-one athletes sponsored by Bangkok Bank Sports Club joined the national team in 5 sport categories at the 22nd SEA Games in Vietnam where they brought honor to the nation and the Bank. Four players earned gold medals from football, volleyball and sepak takraw and three received bronze medals in basketball and badminton. The Bank also contributed to other sports including kite flying, a Thai traditional sport, which gives pleasure to spectators and helps to promote family values and teamwork.

Other activities supported by Bangkok Bank during 2003 included organizing a series of lectures, concerts and performances featuring Thai performing arts. The Bank is also a major sponsor of the SEA Write Award, ASEAN's most prestigious literature award.

Award

Bangkok Bank's active community support has earned itself the Asian Corporate Social Responsibility Award 2003 from the Asian Institute of Management Center in September 2003. The award signifies high regard for the Bank's continued role in community building and development, the role that the Bank intends to sustain going forward.

Ten - Year Statistical Summary

(Excluding Subsidiaries)

	2003	2002	2001	2000
For the year (million baht)				
Operating Income	68,898	66,715	72,837	84,579
Operating Expenses	57,543	60,444	66,353	103,266
Profit (loss) before tax	11,355	6,271	6,484	(18,687)
Income tax	-	-	-	-
Net profit (loss)	11,355	6,271	6,484	(18,687)
At year-end (million baht)				
Total assets	1,358,849	1,245,098	1,248,748	1,236,145
Cash ¹	28,240	23,784	16,018	16,125
Securities	355,751	318,162	263,291	173,939
Bills receivable ¹	176,410	153,336	125,599	148,597
Loans and overdrafts ¹ (Net of provision for possible loan losses)	537,070	526,532	524,003	579,104
Premises and equipment	29,879	29,846	30,130	30,811
Deposits ¹	1,114,910	1,062,665	1,071,931	1,033,511
Shareholders equity - net	102,229	55,502	43,197	33,957
Per share (baht)				
Operating income	46.64	45.49	49.67	57.67
Profit (loss) before tax	7.69	4.28	4.42	(12.74)
Net profit (loss)	7.69	4.28	4.42	(12.74)
Dividends ²	-	-	-	-
Book value	53.57	37.85	29.46	23.16
Number of staff	18,531	18,416	18,705	19,883
Number of shareholders	16,545	16,989	17,410	17,555
Number of branches	645	609	587	566

Remarks * From 1999, restated in accordance with Bank of Thailand announcement.

1. From 1997, not including interbank and money market items.

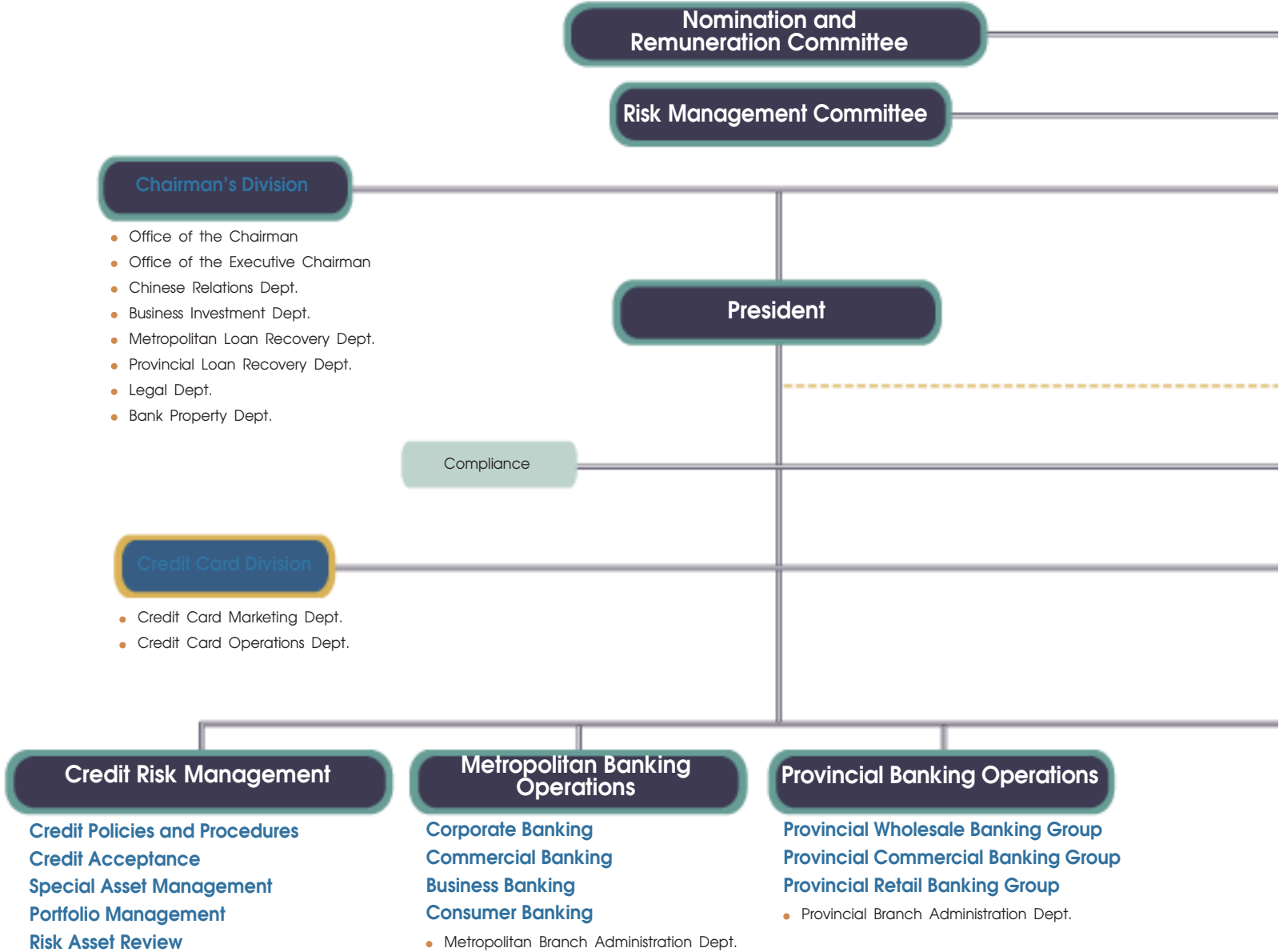
2. Dividends paid for the whole year. Those for 1994 excluded a special interim dividend of Baht 2.00 per share.

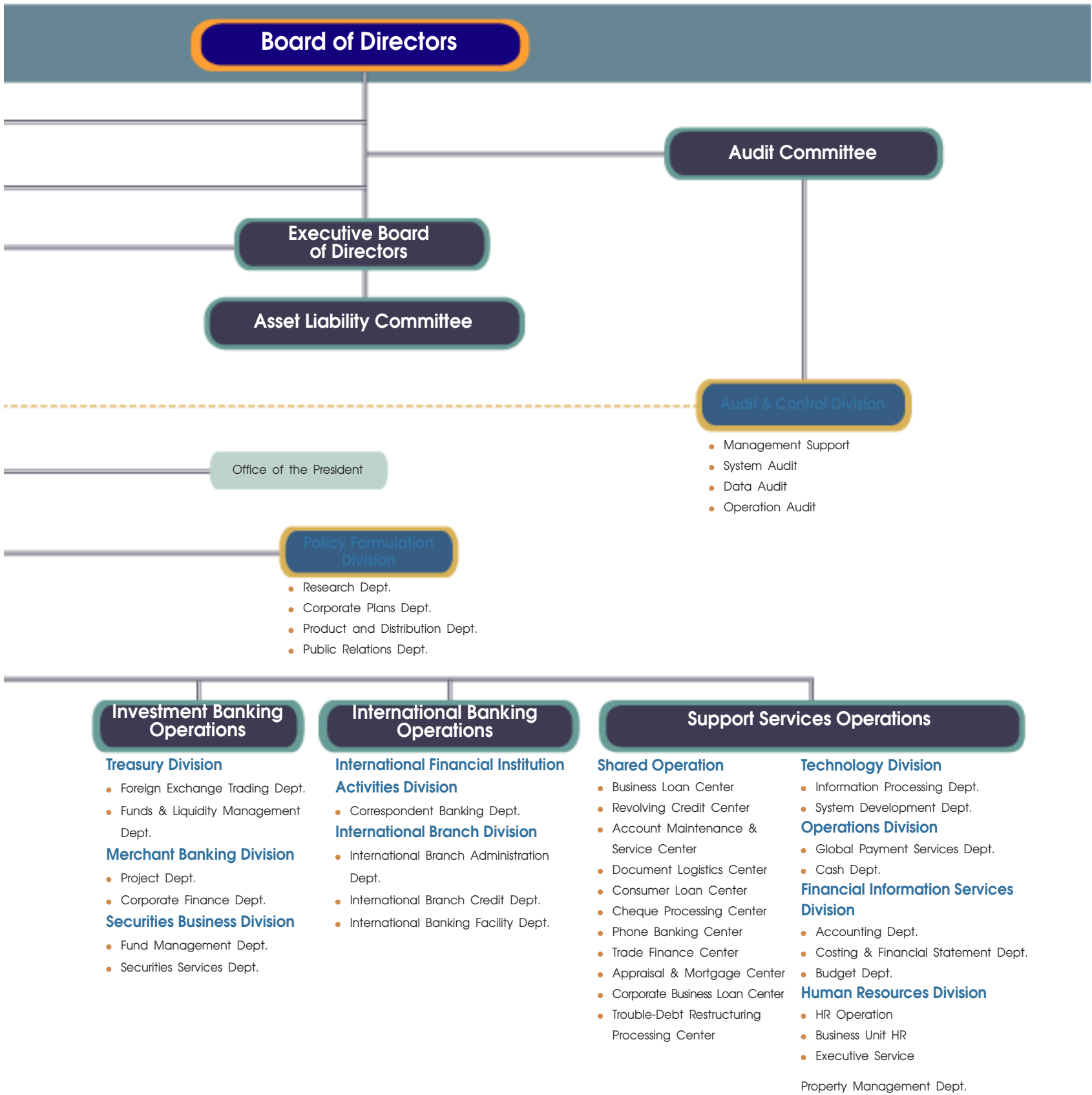
	1999*	1998	1997	1996	1995	1994
	92,078	132,984	154,583	132,202	118,206	91,697
	149,651	185,299	146,076	101,135	89,544	65,657
	(57,573)	(52,314)	8,507	31,067	28,662	26,040
	-	-	4,450	10,320	8,960	8,680
	(57,573)	(52,314)	4,057	20,747	19,702	17,360
	1,183,248	1,264,230	1,408,619	1,155,109	1,035,448	898,373
	28,599	13,003	16,377	59,115	63,618	55,096
	145,260	108,533	68,649	79,384	65,115	55,226
	186,976	219,849	290,986	296,716	266,542	222,543
	567,923	630,619	725,484	650,236	587,017	519,135
	29,399	29,444	31,090	26,880	24,207	22,791
	957,172	969,780	946,548	843,682	770,423	657,282
	45,348	98,369	103,294	107,536	92,954	78,173
	62.79	101.14	154.36	132.03	118.10	91.69
	(39.26)	(39.79)	8.49	31.03	28.63	26.04
	(39.26)	(39.79)	4.05	20.72	19.68	17.36
	-	-	2.00	6.00	5.50	4.50
	30.92	67.08	103.14	107.40	92.84	78.16
	20,434	21,659	25,000	26,218	26,310	25,355
	17,556	17,970	17,826	17,830	18,646	19,502
	545	543	541	521	478	453

Organization Chart

Bangkok Bank Public Company Limited

➔ As at December 31, 2003





Board of Directors

Audit Committee

Executive Board of Directors

Asset Liability Committee

Office of the President

Audit & Control Division

- Management Support
- System Audit
- Data Audit
- Operation Audit

Policy Formulation Division

- Research Dept.
- Corporate Plans Dept.
- Product and Distribution Dept.
- Public Relations Dept.

Investment Banking Operations

Treasury Division

- Foreign Exchange Trading Dept.
- Funds & Liquidity Management Dept.

Merchant Banking Division

- Project Dept.
- Corporate Finance Dept.

Securities Business Division

- Fund Management Dept.
- Securities Services Dept.

International Banking Operations

International Financial Institution Activities Division

- Correspondent Banking Dept.

International Branch Division

- International Branch Administration Dept.
- International Branch Credit Dept.
- International Banking Facility Dept.

Support Services Operations

Shared Operation

- Business Loan Center
- Revolving Credit Center
- Account Maintenance & Service Center
- Document Logistics Center
- Consumer Loan Center
- Cheque Processing Center
- Phone Banking Center
- Trade Finance Center
- Appraisal & Mortgage Center
- Corporate Business Loan Center
- Trouble-Debt Restructuring Processing Center

Technology Division

- Information Processing Dept.
- System Development Dept.

Operations Division

- Global Payment Services Dept.
- Cash Dept.

Financial Information Services Division

- Accounting Dept.
- Costing & Financial Statement Dept.
- Budget Dept.

Human Resources Division

- HR Operation
- Business Unit HR
- Executive Service

Property Management Dept.

Board of Directors

And Top Executives



1. Chatri Sophonpanich

Chairman
Executive Board Adviser

2. Kosit Panpiemras

Director
Executive Chairman

3. Admiral Prachet Siridej

Independent Director
Chairman of the Audit Committee

4. Damrong Krishnamara

Independent Director
Chairman of the Nomination and
Remuneration Committee

5. Chatsiri Sophonpanich

Director
President
Chairman of the Asset Liability Committee

6. Piti Sithi-Amnuai

Director
Executive Vice Chairman
Chairman of the Risk Management Committee

5	4	3
2	1	6



5	4	1
6	2	3

1. **Staporn Kavitanon**
Vice Chairman
Executive Board Adviser
Nomination and Remuneration Committee Member
2. **Vira Ramyarupa**
Director
Secretary to the Board
3. **Kanueng Luchai**
Independent Director
Audit Committee Member
4. **Joti Bhokavanij**
Director
Nomination and Remuneration Committee Member
5. **Kovit Poshyananda**
Independent Director
6. **M.C. Mongkolchaleam Yugala**
Independent Director
Audit Committee Member



6	5	2
3	4	1

1. **Charn Sophonpanich**
Director
Executive Director
Risk Management Committee Member
2. **Amorn Chandarasomboon**
Director
Executive Director
Risk Management Committee Member
3. **Thamnoon Laukaikul**
Director
Senior Executive Vice President
4. **Deja Tulananda**
Director
Senior Executive Vice President
5. **Teera Aphaiwongse**
Director
Senior Executive Vice President
Vice Chairman of the Asset Liability Committee
6. **Prasong Uthaisangchai**
Director
Senior Executive Vice President

1. **Suvarn Thansathit**
Senior Executive Vice President
2. **Chansak Fuangfu**
Senior Executive Vice President
3. **Sathit Uthaisri**
Group Executive Vice President
4. **Chana Kanchanawat**
Group Executive Vice President
5. **Ruangchai Siriworakul**
Executive Vice President



3	5	4
2	1	

1. **Sangsawang Mallikamas (Mrs.)**
Executive Vice President
2. **Ladavan Tanatanit (Mrs.)**
Executive Vice President
3. **Apichart Ramyarupa**
Executive Vice President
4. **Boonsong Bunyasanand**
Executive Vice President
5. **Banlue Chantadisai**
Executive Vice President
6. **Bunyaraks Ninsananda**
Executive Vice President



4	5	3
1	2	6



4	5
1	2 3

1. Thira Tayanganon
Executive Vice President
2. Kulathida Sivayathorn (Mrs.)
Executive Vice President
3. Piyada Sucharitkul (Miss)
Executive Vice President
4. Ayuth Krishnamara
Executive Vice President
5. Piyapan Tayanithi
Executive Vice President



4	5	6
1	2	3

1. Chartchai Srirussamee
Executive Vice President
2. Rushda Theeratharathorn (Miss)
Executive Vice President
3. Panit Dunnvatanachit
Executive Vice President
4. Khanit Khongtanarat
Executive Vice President
5. Yaowadee Nakhata (Mrs.)
Executive Vice President
6. Ruchanee Nopmuang (Mrs.)
Executive Vice President

1. Suteera Sripaibulya (Miss)

Executive Vice President

2. Krip Rojanastien

Executive Vice President

3. Khemaphat Visudharomn

Executive Vice President

4. Virasak Sutanthavibul

Executive Vice President

5. Taweechai Amornprasertsri

Executive Vice President

6. Kajornvut Tayanukorn

Executive Vice President



5	3	6
2	4	1

1. Chooporn Chantaravichai (Mrs.)

Executive Vice President

2. Bordin Unakul

Executive Vice President

3. Nitayaporn Thansathit (Mrs.)

Executive Vice President

4. Saowanee Siripat (Mrs.)

Executive Vice President

5. Songkram Sakulphramana

Executive Vice President

6. Hitoshi Ozawa

Executive Vice President



5	2	6
1	4	3



1. Pricha Sethapakai
Executive Vice President
2. Wallapa Klinpratoom (Mrs.)
Executive Vice President
3. Manusiri Kanchanachaya
Executive Vice President
4. Jitwatana Jaruwatanachai (Mrs.)
Executive Vice President
5. Surapong Winyawonk
Executive Vice President
6. Thaweesak Thanadsang
Executive Vice President

1	6	5
3	2	4

Names and Experiences of Top Executives

Kosit Panpiemras

Director

Executive Chairman

- Deputy Secretary - General, National Economic and Social Development Board
- Minister of Agriculture and Cooperatives
- Minister of Industry
- Minister of Finance

Piti Sithi-Amnuai

Director

Executive Vice Chairman

Chairman of the Risk Management committee

- Director for the Head Office and Metropolitan Branch Activities
- Senior Executive Vice President

Chartsiri Sophonpanich

Director

President

Chairman of the Asset Liability Committee

- President of the Thai Bankers' Association
- Member of the Board, Airports Authority of Thailand
- Member of the Board, Thai Airways International Public Company Limited
- Chairman of the Fund Raising Sub - Committee of the Thai Red-Cross Society
- A Committee Member with Expertise in Money and Banking, Faculty of Commerce and Accounting, Thammasat University
- Member of the Board, International Foundation for Human Resource Development

Charn Sophonpanich

Director

Executive Director

Risk Management Committee Member

- Senior Vice President & Manager, Planning Systems and Research Department
- Chairman of the Board of Director, Compunet Corporation Ltd.

Amorn Chandarasomboon

Director

Executive Director

Risk Management Committee Member

- Secretary-General, Office of the Council of State
- Senator

Deja Tulananda

Director

Senior Executive Vice President

Chairman, Metropolitan Banking Operations

- Executive Vice President in charge, Head Office and Metropolitan Branch Activities
- Chairman of the Metropolitan Branch Group

Thamnoon Laukaikul

Director

Senior Executive Vice President

Chairman, Provincial Banking Operations

- Executive Vice President in Charge, Provincial Branch Activities
- Chairman of the Provincial Branch Group

Teera Aphaiwongse

Director

Senior Executive Vice President, Support Services Operations

Vice Chairman of the Asset Liability Committee

- Executive Vice President in Charge, Technology, Credit Card and Financial Information Service Divisions

Prasong Uthaisangchai

Director

Senior Executive Vice President, International Banking Operations

- Executive Vice President, International Banking Group
- Group Executive Vice President

Suvarn Thansathit

Senior Executive Vice President

Director for Special Asset Management

Asset Liability Committee Member

- Director for Provincial Branch Group
- Director for Metropolitan Branch Group
- Group Executive Vice President

Chansak Fuangfu

Senior Executive Vice President

Director for Metropolitan Corporate Banking

Asset Liability Committee Member

- Executive Vice President in Charge, Agro-Industries Lending Group and Multinational Corporate Banking Group

Sathit Uthaisri

Group Executive Vice President, Chairman's Division

- Executive Vice President, Administration Division
- Executive Vice President, Executive Chairman's Division

Chana Kanchanawat

Group Executive Vice President, Director for Special Asset Management

- Senior Vice President, Corporate Lending Group I
- Executive Vice President, Light Industries Lending Group

Ruangchai Siriworakul

Executive Vice President, Chairman's Division

- Senior Vice President, Executive Chairman's Division

Sangsawang Mallikamas (Mrs.)

Executive Vice President, Light Industries Group

- Senior Vice President, Corporate Lending Group I
- Executive Vice President, Domestic Conglomerate Lending Group I

Ladavan Tanatanit (Mrs.)

Executive Vice President, Real Estate Group

- Senior Vice President, Corporate Lending Group II

Apichart Ramyarupa

Executive Vice President, Director for Provincial Wholesale Banking Group

- Senior Vice President & Manager, Office of the President
- Executive Vice President, Assistant Director for Provincial Wholesale Banking Group

Boonsong Bunyasaranand

Executive Vice President

Treasury Division and Foreign Exchange Trading Department

Asset Liability Committee Member

- Senior Vice President & Manager, Foreign Exchange Trading Department

Banlue Chantadisai

Executive Vice President, Investment Banking Operations

Asset Liability Committee Member

- General Manager, Singapore Branch
- Managing Director, Asia Credit Limited

Bunyaraks Ninsananda

Executive Vice President & Manager, Research Department

- Executive Vice President, Director for Metropolitan Retail Banking Group

Thira Tayanganon

Executive Vice President, Domestic Conglomerate Group I and Trading Group

- Manager, London Branch
- Senior Vice President, Services and Domestic Trading Lending Group and Trading Lending Group

Kulathida Sivayathorn (Mrs.)

Executive Vice President, Financial Information Services Division

Asset Liability Committee Member

- Senior Vice President & Manager, Marketing Policy Department
- Senior Vice President & Manager, Office of the President

Piyada Sucharitkul (Miss)

Executive Vice President, International Legal Group,

Office of the President

- Senior Vice President, Office of the President

Ayuth Krishnamara

Executive Vice President, Risk Asset Review

Asset Liability Committee Member

- Senior Vice President & General Manager, H.O. Office
- Senior Vice President, Risk Asset Review

Chartchai Srirussamee

Executive Vice President, Director for Provincial Retail Banking Group

Asset Liability Committee Member

- Senior Vice President & Manager, Information Processing Department
- Senior Vice President & Manager, Financial Information Services Division

Piyapan Tayanithi

Executive Vice President, Audit & Control Division

- MIS project Manager
- Senior Vice President & Manager, Audit & Control Division

Rushda Theeratharathorn (Miss)

Executive Vice President, Credit Acceptance

- Executive Vice President & General Manager, Singapore Branch
- Executive Vice President, Office of the Chairman, Metropolitan Banking

Panit Dunnvatanachit

Executive Vice President, Heavy Industries Group

- Senior Vice President, Heavy Industries Lending Group

Khanit Khongtanarat

Executive Vice President, Chemical Industries Group

- Senior Vice President, Investment Banking Operations
- Senior Vice President, Chemical Industries Lending Group

Yaowadee Nakhata (Mrs.)

Executive Vice President

Domestic Conglomerate Group II and Services and Financial Institutions Group

- Senior Vice President, Investment Banking Operations
- Executive Vice President, Special Asset Management

Ruchanee Nopmuang (Mrs.)

Executive Vice President, Director for Metropolitan Consumer Banking

Asset Liability Committee Member

- Senior Vice President, Office of the Chairman, Metropolitan Banking
- Senior Vice President, Metropolitan Retail Banking

Suteera Sripaibulya (Miss)

Executive Vice President, Technology Division

- Senior Vice President & Manager, System Development Department

Krip Rojanastien

Executive Vice President, Office of the President

- Senior Vice President, Branch Banking Project
- Executive Vice President, Credit Card Division

Khemaphat Visudharomn

Executive Vice President & Manager, Metropolitan Branch Administration Department

- Senior Vice President & Manager, Metropolitan Branch Administration Department

Virasak Suthanthavibul

Executive Vice President, Director for Metropolitan Commercial Banking

- Senior Vice President, Office of the President
- Senior Vice President, Special Asset Management

Taweechai Amornprasertsri

Executive Vice President, Director for Metropolitan Business Banking

- Senior Vice President, Metropolitan Commercial Banking Group
- Senior Vice President, Special Asset Management

Kajornvut Tayanukorn

Executive Vice President, Technology Division

- Senior Vice President & Manager, System Development Department

Chooporn Chantaravichai (Mrs.)

Executive Vice President, Cash Management, Office of the President

- Vice President, Cash Management, Citibank N.A.
- Senior Vice President, Cash Management, ABN Amro / Bank of Asia

Bordin Unakul

Executive Vice President, Securities Business Division

- Senior Vice President, Securities Business Division

Nitayaporn Thansathit (Mrs.)

Executive Vice President, Provincial Retail Banking Group

- Senior Vice President, Provincial Commercial Banking Group
- Senior Vice President, Provincial Retail Banking Group

Saowanee Siripat (Mrs.)

Executive Vice President, Human Resources Division

- Senior Vice President & Manager, Sixth Regional - Metropolitan Area
- Senior Vice President, Human Resources Division

Songkram Sakulphramana

Executive Vice President and Manager, Legal Department

- Senior Vice President and Manager, Legal Department

Hitoshi Ozawa

Executive Vice President, Metropolitan Corporate Banking

- Managing Director, Bangkok UFJ Co., Ltd.

Pricha Sethapakdi

Executive Vice President, Credit Risk Management

- Assistant Professor of Finance, University of Houston, USA.
- Senior Researcher-Commodity Trading Adviser/Managed Futures, USA.

Wallapa Klinpratooon (Mrs.)

Executive Vice President & Manager, Correspondence Banking Department

- Senior Vice President & Manager, Correspondence Banking Department.

Manusiri Kanchanachaya

Executive Vice President, Construction group

- Senior Vice President, Domestic Conglomerate Group II
- Senior Vice President, Construction group

Jitwatana Jaruwatanachai (Mrs.)

Executive Vice President, Multinational Corporate Banking Group

- Senior Vice President, Special Asset Management
- Senior Vice President, Multinational Corporate Banking Group

Surapong Winyawonk

Executive Vice President, Director for Special Asset Management

- Senior Vice President, Metropolitan Commercial Banking
- Senior Vice President, Director for Special Asset Management

Thaweesak Thanadsang

Executive Vice President, SAM-Corporate-Metropolitan

- Senior Vice President, Provincial Wholesale Banking Group
- Senior Vice President, SAM-Corporate-Metropolitan

Board of Directors And Executive Officers

Board of Directors

Chairman :

Chatri Sophonpanich

Vice Chairman :

Staporn Kavitanon

Directors :

Damrong Krishnamara

Kosit Panpiemras

Piti Sithi-Amnuai

Chartsiri Sophonpanich

Charn Sophonpanich

Amorn Chandarasomboon

Deja Tulananda

Thamnoon Laukaikul

Teera Aphaiwongse

Admiral Prachet Siridej

Prasong Uthaisangchai

Kanueng Luchai

Joti Bhokavanij

M.C. Mongkolchaleam Yugala

Kovit Poshyananda

Director and Secretary :

Vira Ramyarupa

Executive Board

Advisers :

Chatri Sophonpanich

Staporn Kavitanon

Chairman :

Kosit Panpiemras

Vice Chairman :

Piti Sithi-Amnuai

Directors :

Chartsiri Sophonpanich

Charn Sophonpanich

Amorn Chandarasomboon

Deja Tulananda

Thamnoon Laukaikul

Teera Aphaiwongse

Prasong Uthaisangchai

Audit Committee

Chairman :

Admiral Prachet Siridej

Members :

Kanueng Luchai

M.C. Mongkolchaleam Yugala

Nomination and Remuneration Committee

Chairman :

Damrong Krishnamara

Members :

Joti Bhokavanij

Staporn Kavitanon

Risk Management Committee

Chairman :

Piti Sithi-Amnuai

Members :

Amorn Chandarasomboon

Charn Sophonpanich

Asset Liability Committee

Chairman :

Chartsiri Sophonpanich

Vice Chairman :

Teera Aphaiwongse

Members :

Ayuth Krishnamara

Banlue Chantadisai

Boonsong Bunyasararnand

Chansak Fuangfu

Chartchai Srirussamee

Kulathida Sivayathorn (Mrs.)

Lindsay Pyne

Ruchanee Nopmuang (Mrs.)

Suvarn Thansathit

Weerakit Daraphong

President

Chartsiri Sophonpanich

Office of the President

Executive Vice President-Cash

Management :

Chooporn Chantaravichai (Mrs.)

Executive Vice President :

Krip Rojanastien

Executive Vice President -

International Legal Group :

Piyada Sucharitkul (Miss)

Senior Vice Presidents :

Ian Guy Gillard

Karun Asawachatroj

Nakin Wongvasu

Vichai Trepetch

Weerakit Daraphong

Vice President & Manager :

Chaiyarit Anuchitworawong

Vice Presidents :

Nuanjira Vishienchan (Miss)

Pattamavadee Virangkur (Mrs.)

Thaweelap Rittapirom

Vetit Assawamangla

Compliance

Senior Vice President in Charge :

Winai Chennititham

Senior Vice President :

Kriangsak Swasdiphanich

Chairman's Division

Group Executive Vice President :

Sathit Uthaisri

Executive Vice President :

Ruangchai Siriworakul

Senior Vice President :

Sorasakdi Simanontaprianya

Office of the Chairman

Senior Vice President & Manager :

Supatta Sangsit (Mrs.)

Office of the Executive Chairman

Senior Vice President & Manager :

Thanin Sengadichavit

Business Investment Department

-

Chinese Relations Department

Vice President & Manager :

Pichai Komolvitayathorn

Metropolitan Loan Recovery Department

Senior Vice President & Manager :

Udom Sakullertphasuk

Provincial Loan Recovery Department

Senior Vice President & Manager :
Wutichai Chalittanon

Legal Department

Executive Vice President & Manager :
Songkram Sakulphramana
Senior Vice President :
Dhajjai Subhapholsiri
Vice President :
Watchara Karnchanawirote

Bank Property Department

Vice President & Manager :
Krongthong Karunyanaratorn (Miss)

Audit and Control Division

Executive Vice President & Manager :
Piyapan Tayanithi

Management Support

Vice President in Charge :
Malinee Siriyothin (Mrs.)

System Audit

Executive Vice President in Charge
(Acting) :
Piyapan Tayanithi

Data Audit

Senior Vice president in Charge :
Pornthep Kisanayotin

Operation Audit

Senior Vice President in Charge :
Soempong Pitakwatchara

Credit Card Division

Senior Vice President in Charge :
Shoke Na Ranong
Senior Vice President :
Boonrat Kositanurit (Mrs.)

Credit Card Marketing Department

-

Credit Card Operations Department

Senior Vice President & Manager :
Sumeth Thipayarat

Policy Formulation Division

Research Department

Executive Vice President & Manager :
Bunyaraks Ninsananda

Corporate Plans Department

Vice President & Manager :
Sudavadee Laosinchai

Products and Distribution Department

Senior Vice President :
Lalina Cherdboonmuang (Mrs.)

Public Relations Department

-

Credit Risk Management

Executive Vice President :
Pricha Sethapakdi
Senior Vice President :
Taratorn Premsoontorn

Credit Policies and Procedures

-

Credit Acceptance

Executive Vice President in Charge :
Rushda Theeratharathorn (Miss)

Special Asset Management

Senior Executive Vice President &
Director :
Suvarn Thansathit
Group Executive Vice President &
Director :
Chana Kanchanawat
Executive Vice President & Director :
Surapong Winyawonk
Senior Vice President :
Malee Sintharapantorn (Mrs.)

SAM-Corporate-Metropolitan

Executive Vice President :
Thaweesak Thanadsang
Senior Vice Presidents :
Chaiyong Ratanacharoensiri
Narit Piyawatin (Miss)
Preyarnit Hetrakul
Thawat Treewannakul

SAM-Commercial-Metropolitan

Senior Vice President :
Dusdee Bunnag

Vice President :

Neeranart Prommart

SAM-Business-Metropolitan

Senior Vice President :
Chutharat Chamsri (Miss)
Vice Presidents :
Anurak Suteethorn
Wiwat Suk-Aphinya

SAM-Provincial

Senior Vice Presidents :
Rattanachai Waraviriyapong
Suradej Srakaew
Wichian Methawath
Vice President & Account Manager :
Vanida Udomsrirungruang (Miss)

Portfolio Management

-

Risk Asset Review

Executive Vice President :
Ayuth Krishnamara
Senior Vice President :
Preecha Tiangmongkol

Metropolitan Banking Operations

Senior Executive Vice President &
Chairman :
Deja Tulananda

Office of the Chairman, Metropolitan Banking

Senior Vice President :
Amnuay Lilaonitkul
Senior Vice President in Charge
of SMEs :
Pansak Leelawankulsiri

Metropolitan Branch Administration Department

Executive Vice President & Manager :
Khemaphat Visudharomn
Senior Vice Presidents :
Sophit Lerdchanapornchai (Mrs.)
Thanisr Chaturongkul

Corporate Banking

Senior Executive Vice President &

Director :

Chansak Fuangfu

Executive Vice President :

Hitoshi Ozawa

Light Industries Group

Executive Vice President in Charge :

Sangsawang Mallikamas (Mrs.)

Vice President & Credit Manager :

Nuwat Piboonsirisombat

Automobile and Heavy Equipment

Senior Vice President in Charge :

Vanvilai Swongram (Mrs.)

Heavy Industries Group

Executive Vice President in Charge :

Panit Dunnwatanachit

Domestic Conglomerate Group I and

Trading Group

Executive Vice President in Charge :

Thira Tayanganon

Senior Vice President & Credit

Manager :

Manop Tamrongtanakitkarn

Vice President & Credit Manager :

Jirana Osothsilp (Miss)

Domestic Conglomerate Group II and Services and Financial Institutions Group

Executive Vice President in Charge :

Yaowadee Nakhata (Mrs.)

Chemical Industries Group

Executive Vice President in Charge :

Khanit Khongthanasarat

Real Estate Group

Executive Vice President in Charge :

Ladavan Tanatanit (Mrs.)

Construction Group

Executive Vice President in Charge :

Manusiri Kanchanachaya

Agro-Industries Group

Senior Vice President in Charge :

Issakan Krivithya

Senior Vice Presidents & Credit

Managers :

Rungtawan Anantathanachai (Mrs.)

Wanida Chulapanichakam (Miss)

Multinational Corporate Banking Group

Executive Vice President in Charge :

Jitwatana Jaruwatanachai (Mrs.)

Vice President & Credit Manager :

Pongsak Larptempiem

Corporate Group I

Senior Vice President in Charge :

Vira Suravilas

Senior Vice President & Credit

Manager :

Santi Ittivameethum

Corporate Group II

Senior Vice President in Charge :

Wannarat Tajjasant (Mrs.)

Commercial Banking

Executive Vice President & Director :

Virasak Sutanthavibul

Region I

Senior Vice President & Manager :

Suthin Kritayaphongphun

Region II

Vice president & Manager :

Malinee Pornprayuth (Mrs.)

Business Banking

Executive Vice President & Director :

Tawechai Amornprasertsri

Region I

Senior Vice President & Manager :

Wansuda Thanasaranart (Mrs.)

Region II

Vice President & Manager :

Poonsak Ekpho

Consumer Banking

Executive Vice President & Director :

Ruchanee Nopmuang (Mrs.)

Vice President :

Chao Jainpinit

First Regional-Metropolitan Area

Senior Vice President & Manager :

Nopphadol Watkanad

Second Regional-Metropolitan Area

Senior Vice President & Manager :

Ratana Supakavanich (Mrs.)

Third Regional-Metropolitan Area

Vice President & Manager :

Suvanlee Sombatsiri (Mrs.)

Fourth Regional-Metropolitan Area

Vice President & Manager :

Panee Chantarasathaporn (Mrs.)

Fifth Regional-Metropolitan Area

Senior Vice President & Manager :

Sittisin Ramyarupa

Sixth Regional-Metropolitan Area

Senior Vice President & Manager :

Boontiva Israsena Na Ayudhaya (Mrs.)

Provincial Banking Operations

Senior Executive Vice President &

Chairman :

Thamnoon Laukaikul

Provincial Branch Administration

Department

Vice Presidents :

Damrongsak Kouythong

Pornsak Songtaweessin

Provincial Wholesale Banking Group

Executive Vice President & Director :

Apichart Ramyarupa

Provincial Commercial Banking Group

-

Provincial Commercial

Region I

Vice President & Manager :

Somphop Wiangwang

Region II

Vice President & Manager :

Koson Thangpavitaya



Region III

Vice President & Manager :

Chaiwat Laohaviryanont

Senior Vice President & Business

Relations Manager :

Siridej Aungudomsin

Vice Presidents & Credit Managers :

Koosol Mongkolkul

Sthaporn Prakoonhungsit

Provincial Business

Region I

Vice President & Manager :

Tosak Ploypanich

Region II

Vice President & Manager :

Husdin Rasmepetchsophon

Region III

Vice President & Manager :

Ronnarong Nah Songkla

Provincial Retail Banking Group

Executive Vice President & Director :

Chartchai Sirussamee

Executive Vice President :

Nitayaporn Thansathit (Mrs.)

Northern Regional -Provincial Area

Vice President & Manager :

Kingpetch Srisantisook

Central Regional I-Provincial Area

Vice President & Manager :

Jirasak Laosiriphaisan

Central Regional II-Provincial Area

Senior Vice President & Manager :

Sumet Wesmanas

Northeastern Regional I-Provincial Area

Senior Vice President & Manager :

Chirawut Khananukhroh

Northeastern Regional II-Provincial Area

Vice President & Manager :

Narong Ngarmprasit

Southern Regional I-Provincial Area

Senior Vice President & Manager :

Kitti Ningnoi

Southern Regional II-Provincial Area

Senior Vice President & Manager :

Sakda Areerat

Investment Banking Operations

Executive Vice president :

Banlue Chantadisai

Treasury Division

Executive Vice President :

Boonsong Bunyasanand

Senior Vice President :

Chonticha Chitraporn (Miss)

Foreign Exchange Trading Department

Executive Vice President & Manager :

Boonsong Bunyasanand

Senior Vice President & Manager :

Sa-ard Theerarajanawong

Senior Vice President :

Natthapachara Chiarawongse

Funds & Liquidity Management Department

-

Merchant Banking Division

Senior Vice presidents :

Bhaskon Khannabha

Surabhan Purnagupta

Project Department

Vice President :

Prasert Shivanonda

Corporate Finance Department

Vice President :

Niramarn Laisathit (Miss)

Securities Business Division

Executive Vice President :

Bordin Unakul

Fund Management Department

Vice President & Manager :

Hansa Susayan

Securities Services Department

Vice President & Manager :

Jaroungpon Hoonsiri (Miss)

International Banking Operations

Senior Executive Vice President :

Prasong Uthaisangchai

Vice President - Compliance :

Preeyawat Chulvanij (Mrs.)

Overseas Support Center

Senior Vice President & Manager :

Stanley Lai Chuen Yip

International Financial Institutions

Activities Division

Correspondent Banking Department

Executive Vice President & Manager :

Wallapa Klinpratoom (Mrs.)

Vice President :

Chalit Phaphan

International Branch Division

International Branch Credit Department

Vice Presidents :

Jui Meng Ng

Salamat Gozali

International Branch Administration Department

-

International Banking Facility

Department

-

Overseas Branch Managers

Senior Vice President & General Manager - Taiwan

Kanchana Kongvananon (Miss)

Senior Vice President & General Manager, Jakarta Branch

Chalit Tayjanant

Senior Vice President & Manager,

London Branch :

Parnsak Pruksakit

Senior Vice President & General Manager, Hong Kong Branch :

Phaithul Tejasakulsin

Senior Vice President & Operations

Manager, Hong Kong Branch :

Pramote Rojtanongchai

Senior Vice President & Manager,
Manila Branch :

Prasarn Tuntasood

Senior Vice President & CEO,
Bangkok Bank Berhad :

Saksith Tejasakulsin

Senior Vice President &
General Manager-Japan :

Thawee Phuanketkeow

Senior Vice President & General
Manager, Singapore Branch :

Torphong Charungcharoenvej

Senior Vice President & General
Manager-Vietnam :

Wittaya Supatanakul

Vice President & Manager, Hanoi
Sub-Branch :

Phisit Charoenphan

Vice President & General Manager,
Shanghai Branch :

Pramoj U-nontakarn

Vice President & Manager,

Vientiane Branch :

Thewakun Chanakun

Support Services Operations

Technology Division

Executive Vice Presidents :

Kajornvut Tayanukorn

Suteera Sripaibulya (Miss)

Senior Vice President & Manager :

Pipat Eamsherangkoon

Vice Presidents & Managers :

Agamai Srimahasarn

Kukkong Ruckphaopunt

Panee Sae-Tung (Miss)

Sunee Mahatdejkul (Miss)

System Development Department

-

Information Processing Department

Vice President & Manager :

Supote Metheworapote

Shared Operation

Business Loan Center

Vice President & Manager :

Chamroon Liengkaewpratum

Revolving Credit Center

Senior Vice President & Manager :

Phulperm Piya-Anant

Account Maintenance & Services Center

Senior Vice President & Manager :

M.L. Aurapan Punyashthiti (Mrs.)

Document Logistics Center

Senior Vice President & Manager :

Suwat Limpodom

Consumer Loan Center

Senior Vice President & Manager :

Riam Chantarangkul (Mrs.)

Cheque Processing Center

Senior Vice President & Manager :

Suwat Limpodom

Phone Banking Center

-

Trade Finance Center

Senior Vice President & Manager :

Vanaporn Covavisaruch (Miss)

Vice President :

Chairat Udommit

Appraisal & Mortgage Center

Senior Vice President & Manager :

Dulprasert Barose

Corporate Business Loan Center

Senior Vice President & Manager :

Pornnit Dumnvatanachit (Mrs.)

Trouble - Debt Restructuring Processing Center

Vice President & Manager :

Sarniti Thattamrongchai

Operations Division

Global Payment Services Department

Senior Vice Presidents & Manager :

Ratchanee Mesommonta (Mrs.)

Senior Vice President :

Thanit Sirichote

Cash Department

Senior Vice President & Manager :

Suwat Limpodom

Financial Information Services Division

Executive Vice President & Manager :

Kulathida Sivayathorn (Mrs.)

Vice President :

Trongsak Udarasak

Accounting Department

Senior Vice President & Manager :

Phannarai Piyachinawan (Miss)

Costing and Financial Statement Department

Senior Vice President & Manager :

Narit Chiraguna

Budget Department

-

Human Resources Division

Executive Vice President & Manager :

Saowanee Siripat (Mrs.)

Senior Vice President -

Business Unit HR :

Sivaporn Pusayanond (Mrs.)

Senior Vice President - HR Operation :

Tosak Chongkeutrakul

Vice President - Performance

Management

Chailai Theeranartsin (Mrs.)

Property Management Department

Senior Vice President & Manager :

Bhakorn Vanuptikul



Investment in Companies

at 10% or more of paid-up capital

AS AT DECEMBER 31, 2003

NO.	COMPANY	TYPE OF BUSINESS	TYPE OF SHARES	NO. OF SHARES HELD	% OF COMPANY'S PAID-UP CAPITAL
1	BANGKOK BANK BERHAD 105 Jalan Tun H.S.Lee 50000 Kuala Lumpur Malaysia, Tel. (Dir.) 03-201-7959, (Gen) 03-232-4555 Fax. 03-238-8569	BANK	ORDINARY	265,000,000	100.00
2	BBL (CAYMAN) LIMITED C/O Maples and Calder, P.O.Box 309, Ugland House, South Church Street, George Town, Grand Cayman, Cayman Islands, Tel. 1(345) 949-8066 Fax. 1(345) 949-8080	FINANCIAL	ORDINARY	100,000	100.00
3	SINNSUPTAWEE ASSET MANAGEMENT COMPANY LIMITED 323, 30 th Floor Unified Center Building Silom Road, Bang Rak, Bangkok 10500 Tel. 0-2635-5001-3 Fax 0-2635-5004	ASSET MANAGEMENT	ORDINARY	24,999,993	100.00
4	BUALUANG FINANCE COMPANY LIMITED 175 Sathon City Tower 13/1 Floor Room 1302 South Sathon Road, Thung Maha Mek, Sathon, Bangkok 10120 Tel. 0-2679-6579 Fax. 0-2679-6585	FINANCIAL	ORDINARY PREFERENCE	67,702,416 80,000	} 96.83
5	NOBLE PLACE COMPANY LIMITED 806/1-3 Soi Sukhumvit 55, Sukhumvit Road, Khlong Tan, Khlong Toei, Bangkok 10110 Tel. 0-2642-6622 Fax. 0-2642-7546	GOLF COURSE	ORDINARY	12,500,000	
6	THAI PRECISION MANUFACTURING COMPANY LIMITED 226 Mu 3, Sukhumvit Road, Thung Sukhla, Si Racha, Chonburi 20230 Tel. (038) 491-180-9 Fax. (038) 491-178-9, 491-337	MANUFACTURING OF FLOPPYDISK DRIVE AND HARD DISK DRIVE	ORDINARY	2,401,522	59.77
7	BBL ASSET MANAGEMENT COMPANY LIMITED Suite 2601, 26 th Floor, Sathon City Tower, 175 South Sathon Road, Bangkok 10120 Tel. 0-2679-6400 Fax. 0-2679-5995-6	ASSET MANAGEMENT	ORDINARY	499,995	50.00
8	KAMOLKJ COMPANY LIMITED 293/23-26 Surawong Road, Suriwong, Bang Rak, Bangkok 10500 Tel. 0-2234-1502-9 Fax. 0-2236-5197,0-2237-1425	PARBOILED RICE EXPORTER	ORDINARY	194,000	49.62
9	THAI FILAMENT FINISHING COMPANY LIMITED 57 Mu 10, Soi Wat Sriwaree Noi, Bang Na-Trad Road, (km.18) Bang Phli, Samut Prakan 10540 Tel. 0-2337-1267-75 Fax. 0-2337-1222	GARMENT	ORDINARY	9,105,000	46.85
10	QUALITY INN COMPANY LIMITED 137/10 Sukhumvit 9, Wattana, Bangkok 10110 Tel. 0-2255-4661-4 Fax. 0-2255-4660	HOTEL	ORDINARY	846,614	42.33
11	THAI TAFFETA TEXTILE COMPANY LIMITED 58 Mu 10, Soi Wat Sriwaree Noi, Bang Na-Trad Road, (km.18) Bang Phli, Samut Prakan 10540 Tel. 0-2337-1267-75 Fax. 0-2337-1222	GARMENT	ORDINARY	3,000,000	41.78
12	THAI POLYMER TEXTILE COMPANY LIMITED 59 Mu 10, Soi Wat Sriwaree Noi, Bang Na-Trad Road, (km.18) Bang Phli, Samut Prakan 10540 Tel. 0-2337-1267-75 Fax. 0-2337-1222	GARMENT	ORDINARY	18,288,000	38.75
13	UB HAWORTH (THAILAND) COMPANY LIMITED 23 th floor Sermit Tower Building, 159 Sukhumvit Soi 21, Wattana, Bangkok 10110 Tel. 0-2260-8600 Fax. 0-2260-8612	FURNITURE MANUFACTURER	ORDINARY	5,855,420	36.95
14	THE BUMRUNGRAD HOSPITAL PUBLIC COMPANY LIMITED 33 Sukhumvit Soi 3 (Soi Nana Nua), Wattana, Bangkok 10110 Tel. 0-2667-1000 Fax. 0-2667-2525	HOSPITAL	ORDINARY	44,579,953	33.60
15	C.P. PLAZA COMPANY LIMITED 1, 3, 5, 7 Ratchadapisek Road, Din Daeng, Bangkok 10400 Tel. 0-2247-3737 Fax. 0-2642-1005	REAL ESTATE	ORDINARY	23,081,658	33.31

NO.	COMPANY	TYPE OF BUSINESS	TYPE OF SHARES	NO. OF SHARES HELD	% OF COMPANY'S PAID-UP CAPITAL
16	BETTER RICE COMPANY LIMITED 293/23-26 Surawong Road, Bang Rak, Bangkok 10500 Tel. 0-2234-1502-9, 0-2234-8498-9, 0-2233-6606 Fax. 0-2236-5197	VEGETABLE OIL DISTRIBUTOR	ORDINARY	24,000	30.97
17	MC.PRIVATE EQUITY MANAGEMENT LIMITED C/O Room G, 14 th Floor, NO. 168, Tun Hwa North Road, Taipei, Taiwan, R.O.C. Tel. 886-2-8770-5195 Fax. 886-2-8770-5190	SERVICES	ORDINARY	30,000	30.00
18	PROCESSING CENTER COMPANY LIMITED 142 Thai Farmers Bank Building 4 th Floor, Silom Road, Bangkok 10500 Tel. 0-2237-6330-4 Fax. 0-2237-6340	SERVICES	ORDINARY	29,997	30.00
19	UMC METALS LIMITED 15 th Floor, Sino-Thai Tower, 32/37 Asok Road, (Sukhumvit 21), Watana, Bangkok 10110 Tel. 0-2259-2942-5 Fax. 0-2259-2946	STEEL MANUFACTURER	ORDINARY	43,178,255	29.78
20	TRE-ATTHABOON INDUSTRY COMPANY LIMITED 69/2 Mu 11, Pudthamonthon Sai 5 Road, Raikhing, Sam Phran, Nakhorn Prathom 73210 Tel. 0-2420-0079 Fax. 0-2420-0079	PLASTIC MANUFACTURER AND DISTRIBUTOR	ORDINARY	4,057,605	29.45
21	ASIA CREDIT PUBLIC COMPANY LIMITED 12-13 th Floor Emporium Tower, 622 Sukhumvit Road, Khlong Tan, Khlong Toei, Bangkok 10110 Tel. 0-2663-9999 Fax. 0-2663-9888	FINANCIAL	ORDINARY PREFERENCE CLASS A PREFERENCE CLASS B	263,216 243,066,951 193,934,394	27.49
22	Sri U-THONG COMPANY LIMITED 12 th Floor S.P. Tower Building, 388 Phahonyothin Road, Samsen Nai, Phayathai, Bangkok 10400 Tel. 0-2273-0032 Fax. 0-2273-0517	ELECTRICITY SUBSTATION AND TRANSMISSION LINE	ORDINARY	28,870,719	26.62
23	BSL LEASING COMPANY LIMITED 175 Sathon City Tower 19 th Floor, South Sathon Road, Bangkok 10120 Tel. 0-2679-6161 Fax. 0-2679-6160	LEASING	ORDINARY	258,750	25.88
24	WTA (THAILAND) LIMITED 313 C.P. Tower Silom Road, Silom Bang Rak, Bangkok 10500 Tel. 0-2699-1609 Fax. 0-2643-1881	SERVICES	ORDINARY	249	24.90
25	THAI PETROCHEMICAL INDUSTRY PUBLIC COMPANY LIMITED 8 th Floor TPI Tower, 26/56 New Chan Road, Thung Maha Mek, Sathon, Bangkok 10120 Tel. 0-2678-5000, 0-2678-5100 Fax. 0-2678-5001-5	PETROCHEMICAL	ORDINARY	1,896,493,909	24.16
26	BANGKOK SYNTHETICS COMPANY LIMITED 22 nd Floor, Sathon City Tower, 175 South Sathon Road, Sathon, Bangkok 10120 Tel. 0-2679-5120 Fax. 0-2679-5119	CHEMICAL	ORDINARY	2,602,125	22.18
27	SRITHEPETHAI PLASCHEM COMPANY LIMITED 109 Mu 8, Bang Na-Trad Road, KM. 2.5, Bang Na, Bangkok Tel. 0-2398-0027 Fax. 0-2398-2488	PETROCHEMICAL	ORDINARY	215,788	21.58
28	CBNP (THAILAND) COMPANY LIMITED 21 st Siam Tower Building, 989 Rama 1 Road, Pathumwan, Bangkok 10330 Tel. 0-2231-0123 Ext. 823 Fax. 0-2231-0134-5	ASSET MANAGEMENT	ORDINARY	208	20.80
29	HIGH PRESSURE STEEL PIPE INDUSTRY COMPANY LIMITED 881 Onnut Road, Suan Luang, Bangkok 10250 Tel. 0-2399-4049 Fax. 0-2639-6550	STEEL PIPE MANUFACTURER	ORDINARY	95,603	19.12
30	BANGKOK INDUSTRIAL GAS COMPANY LIMITED 16 th Floor, Rajanakarn Building, 183 South Sathon Road, Sathon, Bangkok 10120 Tel. 0-2676-6262 Fax. 0-2676-6288-9	CHEMICAL AND PLASTIC	ORDINARY	1,404,574	18.48
31	WONGPAITON GROUP PUBLIC COMPANY LIMITED 70/19 Mu 6, Ekachai-Bang Bon Road, Bang Bon, Bangkok 10150 Tel. 0-2416-0059, 0-2415-6992 Fax. 0-2416-1850	EXPORTER AND MANUFACTURER OF SPORTS PRODUCT	ORDINARY	108,386,115	17.92
32	BANGKOK POLYETHYLENE PUBLIC COMPANY LIMITED 21/1 st Floor, Sathon City Tower, 175 South Sathon Road, Tung Maha Mek, Sathon, Bangkok 10120 Tel. 0-2679-6363 Fax. 0-2679-6355-6	CHEMICAL	ORDINARY	26,350,000	15.50

NO.	COMPANY	TYPE OF BUSINESS	TYPE OF SHARES	NO. OF SHARES HELD	% OF COMPANY'S PAID-UP CAPITAL
33	HMC POLYMER COMPANY LIMITED 175 Sathon City Tower 20 th Floor, South Sathon Road, Sathon, Bangkok 10120 Tel. 0-2679-6388-89, Fax. 0-2679-6380	CHEMICAL	ORDINARY PREFERENCE	1,509,449 2,285,283	} 15.18
34	THAI UNIQUE TEXTILE COMPANY LIMITED 69 Mu 10, Bang Chalong, Bang Phli, Samut Prakan 10540 Tel. 0-2337-1026 Fax. 0-2740-5197	GARMENT	ORDINARY	450,000	
35	EMC PUBLIC COMPANY LIMITED 22 nd Floor, Rasa Tower, 555 Phahonyothin Road, Lat Yao, Chatuchak, Bangkok 10900 Tel. 0-2937-0333-52 Fax. 0-2937-0330-2	CONSTRUCTION	ORDINARY	9,782,398	14.43
36	THAI SPECIAL STEEL INDUSTRY PUBLIC COMPANY LIMITED 26/56 TPI Tower 19 th Floor, Sathon, Bangkok 10120 Tel. 0-2678-6500-8 Fax. 0-2678-6505-11	STEEL MANUFACTURER	ORDINARY	55,000,000	13.03
37	ALPHATEC ELECTRONICS PUBLIC COMPANY LIMITED 17/2 Mu 18, Suwintawong Road, Sala Daeng, Bang Nam Prieo, Chachoengsao 24000 Tel. (038) 514-711 Fax. (038) 514-710	ELECTRONIC COMPONENTS	ORDINARY	326	12.34
38	PETCHBURI TERMINAL COMPANY LIMITED 1168/86-88 29 th Floor, Lumpini Tower Building, Rama IV Road, Tung Maha Mek, Sathon, Bangkok Tel. 0-2285-6038 Fax. 0-2285-6044	RENTING TANK TERMINAL AND JETTY HEAD	ORDINARY	3,686,390	11.13
39	BANGKOK WATER RESOURCE COMPANY LIMITED 49 Asia Sermkij Tower 6 th Floor, Soi Silom 3, Silom Road, Bang Rak, Bangkok 10500 Tel. 0-2231-5989-91 Fax. 0-2231-5993	REAL ESTATE	ORDINARY PREFERENCE	140,000 42,000	} 11.11
40	SIAM INTEGRATED COLD ROLLED STEEL PUBLIC COMPANY LIMITED 12 A Floor, SSP Tower Building, 116/44-45 Sunthonkosa Road, Khlong Toei, Bangkok 10110 Tel. 0-2671-2622 Fax. 0-2671-2729	IRON STEEL WORK AND ROLLING MILLS MANUFACTURER	ORDINARY	34,910,000	
41	THAI YAMAHA MOTOR COMPANY LIMITED 64 Mu 1, Bang Na-Trad Road, Km 21, Bang Sao Thong, Samut Prakan 10540 Tel. 0-2740-8000 Fax. 0-2740-0977	VEHICLE PARTS MANUFACTURER	ORDINARY	42,608,714	10.39
42	THAI OBAYASHI CORPORATION LIMITED 16 th Floor, Thai Obayashi Building, 161 Ratchadamri Road, Bangkok 10330 Tel. 0-2252-5200 Fax. 0-2252-5381	CONSTRUCTION	ORDINARY	2,000	10.00
43	ASPAC COMPANY LIMITED 717 Sukhumvit Road, Soi 55, Khlong Tan, Wattana, Bangkok 10110 Tel. 0-2381-2052 Fax. 0-2381-2570	COMMERCE	ORDINARY	26,000	10.00
44	ASIA LAMP INDUSTRY COMPANY LIMITED 390/6-8 Sukhumvit Road, Khlong Toei, Bangkok 10110 Tel. 0-2258-0210-5 Fax. 0-2258-1919, 0-2260-2111	ELECTRIC	ORDINARY	700,000	10.00
45	ELECTRICAL LAMP MANUFACTURERS THAILAND LIMITED 60/14 Mu 11 Bang Na-Trad Road km. 13 Phra Khanong, Bangkok 10260 Tel. 0-2398-3695, 0-2399-3280-9 Fax. 0-2399-2417	ELECTRIC	PREFERENCE	2,000	10.00
46	CHIVASOM INTERNATIONAL HEALTH RESORTS COMPANY LIMITED 73/4 Petchakasem Road, Hua Hin, Prachuab Khiri Khan 77110 Tel. (032) 536-536 Fax. (032) 511-154	SERVICES	ORDINARY	750,000	10.00
47	BANGKOK UFJ COMPANY LIMITED 25 th Floor, C.P. Tower Building 313 Silom Road, Bangkok 10500 Tel. 0-2231-0946-51 Fax. 0-2231-0955	FINANCIAL	ORDINARY	200,000	10.00
48	UNI-MEDIA COMPANY LIMITED 1828 Sukhumvit Road, Pra Khanong, Bangkok 10250 Tel. 0-2311-5111 Fax. 0-2331-5668	INVESTMENT	ORDINARY	1,665,000	10.00
49	BANGKOK CENTRAL LEASING COMPANY LIMITED 16 th Floor, Sethiwan Tower 139 Pan Road, Silom, Bang Rak, Bangkok 10500 Tel. 0-2266-6040 Fax. 0-2237-4492	LEASING	ORDINARY	60,000	10.00
50	TOYOTA LEASING (THAILAND) COMPANY LIMITED 990 Abdulrahim Place 18 th - 19 th Floor, Rama IV Road, Silom, Bang Rak, Bangkok 10500 Tel. 0-2636-1313, 0-2636-1333 Fax. 0-2636-1410-12	LEASING	ORDINARY	300,000	10.00

NO.	COMPANY	TYPE OF BUSINESS	TYPE OF SHARES	NO. OF SHARES HELD	% OF COMPANY'S PAID-UP CAPITAL
51	BANGKOK ARTS AND CRAFTS PUBLIC COMPANY LIMITED 178 Mu 2, Phahonyothin, Wang Noi, Ayuthaya 13170 Tel. (035) 271-548-52, 271-545-6 Fax. (035) 271-547	APPLIANCE	ORDINARY	500,000	10.00
52	THANATHEP PRINTING COMPANY LIMITED 111 Lat Phrao km. 9 Bang Kapi, Bangkok 10240 Tel. 0-2377-5074-6 Fax. 0-2377-6289	PRINTING	ORDINARY	10,000	10.00
53	H & Q (THAILAND) LIMITED Suite1207, 12 th Floor, Sathon City Tower, 175 South Sathon Road, Bangkok 10500 Tel. 0-2679-6312-5 Fax. 0-2679-6316	INVESTMENT	ORDINARY	5,000	10.00
54	THAI NUSA DEVELOPMENT COMPANY LIMITED 1/61 Mu 5 Khan Ham, Rojana Industrial Park, Ayuthaya Tel. (035) 330-221-2 Fax. (035) 330-230	INVESTMENT	ORDINARY	1,800,000	10.00
55	BANGKOK SMBC CONSULTING COMPANY LIMITED 952 Ramaland Building 11 th Floor, Rama 4 Road, Bang Rak, Bangkok 10500 Tel. 0-2632-9210 Fax. 0-2632-9208	SERVICES	ORDINARY	2,000	10.00
56	ASIAN CAPITAL MANAGEMENT LIMITED. 153/3 4 th Floor, Goldden Pavillion Building, Ratchadamri Road, Patumwan Bangkok 10330 Tel. 0-2652-1234	SERVICES	ORDINARY	24,000	10.00
57	GAMMA DEVELOPMENT COMPANY LIMITED 19 Off Na Ranong Road, Sunthonkosa Road, Khlong Toei, Bangkok 10110 Tel. 0-2249-0451-62 Fax. 0-2249-3869, 0-2671-1706	REAL ESTATE	ORDINARY	1,000	10.00
58	SEACON DEVELOPMENT COMPANY LIMITED 904 Mu 6, Sinakharin Road, Nong Bon, Prawet, Bangkok 10260 Tel. 0-2721-8888 Fax. 0-2721-9444	REAL ESTATE	ORDINARY	574,000	10.00
59	UNITED SILO AND SERVICE COMPANY LIMITED United Flour Mill Building, 9 th Floor, 177 Ratchawong Road, Chakrawat, Samphanthawong, Bangkok 10110 Tel. 0-2226-0680, 0-2226-6120-29 Fax. 0-2224-5670	SERVICES	ORDINARY	200,000	10.00
60	SIAM UNION CONTAINER COMPANY LIMITED 1199/1 Rungsaeng Building 4 th Floor, Bang Na-Trad Road, km. 2 1/2 Bang Na, Phra Khanong, Bangkok 10260 Tel. 0-2398-0102-4 Fax. 0-2399-3315	SERVICES	ORDINARY	19,998	10.00
61	ASIA TRADERS INSURANCE CORPORATION 15 th Floor, Tytana Plaza, Plaza Lorenzo Ruiz, Binondo, Manila, Philippines Tel. (63) 241-5201 Fax. (63) 241-6257, 243-3216	INSURANCE	ORDINARY	150,000	10.00
62	CAPMAC ASIA LIMITED 885 Third Avenue New York, NY 10022 Tel. (212) 891-4289 Fax. (212)755-5462	FINANCE	PREFERENCE	50,000	10.00
63	THAI NUMSIRI INTERTEX COMPANY LIMITED 2 nd Floor Room No. 22-25, Thai CC Tower, 889 South Sathon Road, Yannawa, Bangkok 10500 Tel. 0-2210-0789-90 Fax. 0-2210-0777	TEXTILE	ORDINARY	1,000,000	10.00
64	THAI DURABLE TEXTILE PUBLIC COMPANY LIMITED 11 th Floor 170/29, 31 Ocean Tower 1 Building, Ratchadapisek Road (Sukhumvit 16), Khlong Toei, Bangkok 10110 Tel. 0-2261-3062-72 Fax. 0-2261-3061	SPINNING AND TEXTILE YARN	ORDINARY	30,051,000	10.00
65	PAITON HOTEL AND RESORT COMPANY LIMITED 99 Ratchadamri Road, Lumpini, Patumwan, Bangkok 10330 Tel. 0-2291-1022 Fax. 0-2291-3379	HOTEL	ORDINARY	10,000,000	10.00
66	GOLDENRIVER INVESTMENT INTERNATIONAL CORPORATION Beanfort House, P.O. Box 438, Road Town, Tortola, British Virgin Islands Tel. 886-2-2528-6906 Fax. 886-2-2528-6912	ASSET MANAGEMENT	ORDINARY	1,333,334	10.00
67	NSRF (THAILAND) COMPANY LIMITED 3000 Phahonyothin Road, Lat Yao, Chatuchak, Bangkok 10900 Tel. 0-2299-1556-61 Fax. 0-2299-1237	SERVICES	ORDINARY	100	10.00

Remuneration and Benefits

for the Board of Directors and Top Executives in 2003

BOARD OF DIRECTORS			TOTAL (BAHT)
1.	Chatri	Sophonpanich	3,200,000.00
2.	Staporn	Kavitanon	2,400,000.00
3.	Joti	Bhokavanij	2,266,667.00
4.	Admiral Prachet	Siridej	2,233,333.00
5.	Kosit	Panpiemras	2,200,000.00
6.	Kanueng	Luchai	2,200,000.00
7.	Vira	Ramyarupa	1,720,000.00
8.	Piti	Sithi-Amnuai	1,600,000.00
9.	Damrong	Krishnamara	1,600,000.00
10.	Chartsiri	Sophonpanich	1,600,000.00
11.	Charn	Sophonpanich	1,600,000.00
12.	Amorn	Chandarasomboon	1,600,000.00
13.	Deja	Tulananda	1,600,000.00
14.	Thamnoon	Laukaikul	1,600,000.00
15.	Teera	Aphaiwongse	1,600,000.00
16.	Prasong	Uthaisangchai	1,600,000.00
17.	M.C.Mongkolchaleam	Yugala*	1,350,000.00
18.	Kovit	Poshyananda*	1,200,000.00

* Appointed Directors on April 11, 2003

Remuneration

1. Remuneration to 18 Directors : Baht 33.17 million
2. Remuneration to 11 Executive Directors and Top Executive Officers : Baht 114.09 million

Other Benefits : None

Change in Shareholdings

of The Board of Directors as at end-2003 and end-2002

BOARD OF DIRECTORS			AS AT END-2003	AS AT END-2002	CHANGE
1.	Chatri	Sophonpanich	11,994,478	9,594,478	+2,400,000
2.	Staporn	Kavitanon	-	-	-
3.	Joti	Bhokavanij	-	-	-
4.	Admiral Prachet	Siridej	-	-	-
5.	Kosit	Panpiemras	-	-	-
6.	Kanueng	Luchai	-	-	-
7.	Vira	Ramyarupa	216,780	153,480	+63,300
8.	Piti	Sithi-Amnuai	235,520	135,520	+100,000
9.	Damrong	Krishnamara	103,470	103,470	-
10.	Chartsiri	Sophonpanich	4,841,700	2,641,700	+2,200,000
11.	Charn	Sophonpanich	355,910	355,910	-
12.	Amorn	Chandarasomboon	73,150	9,150	+64,000
13.	Deja	Tulananda	71,270	71,270	-
14.	Thamnoon	Laukalkul	25,950	25,950	-
15.	Teera	Aphaiwongse	-	-	-
16.	Prasong	Uthaisangchai	184,500	-	+184,500
17.	M.C.Mongkolchaleam	Yugala	14,980	-	-
18.	Kovit	Poshyananda	-	-	-



REPORT OF THE INDEPENDENT CERTIFIED PUBLIC ACCOUNTANTS

TO THE SHAREHOLDERS AND BOARD OF DIRECTORS
BANGKOK BANK PUBLIC COMPANY LIMITED

We have audited the accompanying consolidated balance sheets of Bangkok Bank Public Company Limited and its subsidiaries and the balance sheets of Bangkok Bank Public Company Limited as at December 31, 2003 and 2002, and the related consolidated and the Bank's statements of income, changes in shareholders' equity and cash flows for the years then ended. These financial statements are the responsibility of the Bank's management as to their correctness and completeness of the presentation. Our responsibility is to express an opinion on these financial statements based on our audits.

We conducted our audits in accordance with generally accepted auditing standards. Those standards require that we plan and perform the audit to obtain reasonable assurance as to whether the financial statements are free of material misstatement. An audit includes examining, on a test basis, evidence supporting the amounts and disclosures in the financial statements. An audit also includes assessing the accounting principles used and significant estimates made by management, as well as evaluating the overall financial statement presentation. We believe that our audits provide a reasonable basis for our opinion.

In our opinion, the aforementioned consolidated and the Bank's financial statements present fairly, in all material respects, the financial position of Bangkok Bank Public Company Limited and its subsidiaries, and of Bangkok Bank Public Company Limited as at December 31, 2003 and 2002 and the results of operations and the cash flows for the years then ended in conformity with generally accepted accounting principles.

BANGKOK
February 17, 2004



Dr. Suphamit Techamontrikul
Certified Public Accountant (Thailand)
Registration No. 3356
DELOITTE TOUCHE TOHMATSU JAIYOS



BALANCE SHEETS

BANGKOK BANK PUBLIC COMPANY LIMITED AND SUBSIDIARIES

AS AT DECEMBER 31,

Baht

	CONSOLIDATED FINANCIAL STATEMENTS		THE BANK'S FINANCIAL STATEMENTS	
	2003	2002	2003	2002
ASSETS				
CASH	28,379,322,953	23,899,817,994	28,239,949,393	23,783,877,885
INTERBANK AND MONEY MARKET ITEMS (Note 4.2)				
Domestic items				
Interest bearing	6,856,415,362	9,060,526,374	6,443,362,042	8,506,960,463
Non-interest bearing	4,593,347,616	7,261,656,656	4,190,202,246	7,224,865,547
Foreign items				
Interest bearing	85,408,892,998	109,828,925,391	93,490,484,615	119,862,093,521
Non-interest bearing	9,473,172,623	4,487,721,233	9,233,566,232	4,114,493,453
Total interbank and money market items, net	106,331,828,599	130,638,829,654	113,357,615,135	139,708,412,984
SECURITIES PURCHASED UNDER RESALE				
AGREEMENTS (Note 4.3)	77,174,000,000	6,180,000,000	77,094,000,000	6,000,000,000
INVESTMENTS (Notes 3.4 and 4.4)				
Current investments, net	94,840,510,022	65,894,182,824	91,147,498,987	59,826,059,266
Long-term investments, net	256,903,798,067	255,076,762,725	254,902,151,721	250,391,240,857
Investments in subsidiaries and associated companies, net	2,594,718,345	2,322,423,843	9,701,794,563	7,944,294,793
Total investments, net	354,339,026,434	323,293,369,392	355,751,445,271	318,161,594,916
LOANS AND ACCRUED INTEREST RECEIVABLE				
Loans (Notes 3.5 and 4.5)	851,900,485,553	837,853,886,685	848,858,840,522	830,622,403,628
Accrued interest receivable	1,046,767,283	1,473,371,725	1,032,342,856	1,459,147,451
Total loans and accrued interest receivable	852,947,252,836	839,327,258,410	849,891,183,378	832,081,551,079
Less Allowance for doubtful accounts (Notes 3.6 and 4.6)	(124,589,950,488)	(138,137,319,243)	(124,032,406,197)	(137,529,844,164)
Less Revaluation allowance for debt restructuring (Note 4.7)	(11,346,546,650)	(13,224,311,237)	(11,346,546,650)	(13,224,311,237)
Total loans and accrued interest receivable, net	717,010,755,698	687,965,627,930	714,512,230,531	681,327,395,678
PROPERTIES FORECLOSED, NET (Notes 3.8 and 4.8)	33,694,639,710	33,741,081,616	26,007,863,872	31,605,689,578
CUSTOMERS' LIABILITIES UNDER ACCEPTANCES	1,139,411,676	1,178,513,869	1,139,411,676	1,178,513,869
PREMISES AND EQUIPMENT, NET (Notes 3.9 and 4.9)	30,040,510,356	30,027,940,763	29,878,803,771	29,846,121,188
LEGAL EXPENSE PAID IN ADVANCE	1,509,610,022	1,925,871,864	1,506,247,921	1,921,086,447
ACCRUED INTEREST RECEIVABLE FROM INVESTMENTS	3,593,022,260	3,893,854,492	3,473,159,390	3,733,209,068
LEASEHOLDS, NET (Note 3.11)	2,455,477,605	2,698,225,088	2,437,412,335	2,698,225,088
OTHER ASSETS, NET	7,671,325,045	5,512,546,078	5,450,838,691	5,134,335,606
TOTAL ASSETS	1,363,338,930,358	1,250,955,678,740	1,358,848,977,986	1,245,098,462,307

BALANCE SHEETS (Continued)

BANGKOK BANK PUBLIC COMPANY LIMITED AND SUBSIDIARIES

AS AT DECEMBER 31,

Baht

	CONSOLIDATED FINANCIAL STATEMENTS		THE BANK'S FINANCIAL STATEMENTS	
	2003	2002	2003	2002
LIABILITIES AND SHAREHOLDERS' EQUITY				
DEPOSITS (Note 4.10)				
Deposits in Baht	1,033,865,432,953	977,677,526,140	1,031,472,700,477	975,658,350,630
Deposits in foreign currencies	89,428,679,495	93,016,907,507	83,437,197,529	87,006,319,962
Total deposits	1,123,294,112,448	1,070,694,433,647	1,114,909,898,006	1,062,664,670,592
INTERBANK AND MONEY MARKET ITEMS (Note 4.11)				
Domestic items				
Interest bearing	4,633,198,105	1,783,215,463	4,374,698,105	1,783,215,463
Non-interest bearing	5,892,161,014	2,353,200,508	5,967,043,259	2,406,006,617
Foreign items				
Interest bearing	19,324,061,516	15,777,177,291	26,017,960,566	18,374,098,271
Non-interest bearing	1,751,165,252	1,389,229,244	1,806,581,117	1,433,208,763
Total interbank and money market items, net	31,600,585,887	21,302,822,506	38,166,283,047	23,996,529,114
LIABILITIES PAYABLE ON DEMAND	6,955,201,378	3,592,004,734	6,743,281,614	3,549,489,211
BORROWINGS (Note 4.12)				
Short-term borrowings	13,931,054,772	4,356,299,115	13,931,054,772	4,356,299,115
Long-term borrowings	29,195,222,803	39,928,654,861	29,195,222,803	39,928,654,861
Total borrowings	43,126,277,575	44,284,953,976	43,126,277,575	44,284,953,976
SUBORDINATED DEBENTURES CUM PREFERRED				
SHARES (Note 4.18)	34,496,550,000	34,496,550,000	34,496,550,000	34,496,550,000
BANK'S LIABILITIES UNDER ACCEPTANCES	1,139,411,676	1,178,513,869	1,139,411,676	1,178,513,869
INTEREST PAYABLE	3,445,106,144	4,640,064,141	3,431,309,279	4,590,758,385
INTER ACCOUNT BALANCE, NET	4,627,416,784	6,080,468,964	4,599,454,540	6,072,280,876
OTHER LIABILITIES	12,164,244,700	8,991,329,065	10,007,983,011	8,762,592,801
TOTAL LIABILITIES	1,260,848,906,592	1,195,261,140,902	1,256,620,448,748	1,189,596,338,824

BALANCE SHEETS (Continued)

BANGKOK BANK PUBLIC COMPANY LIMITED AND SUBSIDIARIES

AS AT DECEMBER 31,

Baht

	CONSOLIDATED FINANCIAL STATEMENTS		THE BANK'S FINANCIAL STATEMENTS	
	2003	2002	2003	2002
LIABILITIES AND SHAREHOLDERS' EQUITY (CONTINUED)				
SHAREHOLDERS' EQUITY				
SHARE CAPITAL (Note 4.19)				
Registered share capital				
3,998,000,000 ordinary shares of Baht 10 each	39,980,000,000	39,980,000,000	39,980,000,000	39,980,000,000
2,000,000 preferred shares of Baht 10 each	20,000,000	20,000,000	20,000,000	20,000,000
Issued and paid-up share capital				
1,466,495,694 ordinary shares of Baht 10 each	-	14,664,956,940	-	14,664,956,940
1,908,497,894 ordinary shares of Baht 10 each	19,084,978,940	-	19,084,978,940	-
345,000 preferred shares of Baht 10 each (Notes 4.18 and 4.19)	3,450,000	3,450,000	3,450,000	3,450,000
PREMIUM ON ORDINARY SHARE CAPITAL	82,121,708,352	49,741,738,452	82,121,708,352	49,741,738,452
UNREALIZED INCREMENT PER LAND APPRAISAL (Note 3.9)	10,200,890,371	10,209,272,989	10,200,890,371	10,209,272,989
UNREALIZED INCREMENT PER PREMISES APPRAISAL (Note 3.9)	4,987,005,139	5,655,283,543	4,987,005,139	5,655,283,543
FOREIGN EXCHANGE ADJUSTMENT	676,451,457	1,584,794,664	676,451,457	1,584,794,664
UNREALIZED GAINS ON INVESTMENT (Note 3.4)	12,825,912,550	13,896,851,337	12,825,912,550	13,896,851,337
UNREALIZED LOSSES ON INVESTMENT (Note 3.4)	(1,896,391,232)	(2,448,629,103)	(1,896,391,232)	(2,448,629,103)
RETAINED EARNINGS (DEFICIT)				
Appropriated				
Legal reserves (Note 4.22)	11,544,800,000	11,544,800,000	11,544,800,000	11,544,800,000
Other reserves (Note 4.22)	63,266,975,948	63,266,975,948	63,266,975,948	63,266,975,948
Unappropriated (Deficit)	(100,587,252,287)	(112,617,371,287)	(100,587,252,287)	(112,617,371,287)
TOTAL	102,228,529,238	55,502,123,483	102,228,529,238	55,502,123,483
MINORITY INTEREST	261,494,528	192,414,355	-	-
TOTAL SHAREHOLDERS' EQUITY, NET	102,490,023,766	55,694,537,838	102,228,529,238	55,502,123,483
TOTAL LIABILITIES AND SHAREHOLDERS' EQUITY	1,363,338,930,358	1,250,955,678,740	1,358,848,977,986	1,245,098,462,307

BALANCE SHEETS (Continued)

BANGKOK BANK PUBLIC COMPANY LIMITED AND SUBSIDIARIES

AS AT DECEMBER 31,

Baht

	CONSOLIDATED FINANCIAL STATEMENTS		THE BANK'S FINANCIAL STATEMENTS	
	2003	2002	2003	2002
OFF-BALANCE-SHEET ITEMS				
CONTINGENCIES (Note 4.23)				
AVALS TO BILLS AND GUARANTEES OF LOANS	14,282,455,278	20,964,323,977	14,247,855,278	20,890,823,977
LIABILITY UNDER UNMATURED IMPORT BILLS	9,380,251,211	8,920,775,091	9,199,972,715	8,824,740,556
LETTERS OF CREDIT	28,789,642,528	26,143,944,990	28,459,194,068	25,933,002,861
OTHER CONTINGENCIES	580,565,509,823	522,172,553,145	596,530,158,864	538,208,714,781

Chartsiri Sophonpanich

(Mr. Chartsiri Sophonpanich)
President

Teera Aphaiwongse

(Mr. Teera Aphaiwongse)
Senior Executive Vice President

Notes to the financial statements form an integral part of these financial statements

STATEMENTS OF INCOME

BANGKOK BANK PUBLIC COMPANY LIMITED AND SUBSIDIARIES

FOR THE YEARS ENDED DECEMBER 31,

Baht

	CONSOLIDATED FINANCIAL STATEMENTS		THE BANK'S FINANCIAL STATEMENTS	
	2003	2002	2003	2002
INTEREST AND DIVIDEND INCOME				
Interest on loans	32,884,529,863	34,640,266,708	32,473,669,094	34,275,116,493
Interest on interbank and money market items	2,801,122,421	5,747,673,599	3,505,511,825	6,292,379,735
Hire purchase and financial lease income	7,354,031	751,059	-	-
Investments	12,501,787,136	12,116,644,373	12,093,620,659	11,621,362,465
Total interest and dividend income	48,194,793,451	52,505,335,739	48,072,801,578	52,188,858,693
INTEREST EXPENSES				
Interest on deposits	13,296,367,172	19,540,459,848	13,085,246,529	19,314,670,108
Interest on interbank and money market items	325,101,108	586,981,173	402,047,169	634,845,997
Interest on short-term borrowings	3,256,027,621	1,726,821,272	3,256,027,621	1,726,821,272
Interest on long-term borrowings	6,776,143,665	8,186,283,099	6,776,143,665	8,186,283,099
Total interest expenses	23,653,639,566	30,040,545,392	23,519,464,984	29,862,620,476
NET INTEREST AND DIVIDEND INCOME	24,541,153,885	22,464,790,347	24,553,336,594	22,326,238,217
BAD DEBT AND DOUBTFUL ACCOUNTS (REVERSAL) (Note 4.6)	(1,084,390,598)	(8,137,531,908)	(1,140,221,624)	(8,185,593,020)
LOSS ON DEBT RESTRUCTURING	5,872,794,586	12,416,730,736	5,872,794,586	12,416,730,736
NET INTEREST AND DIVIDEND INCOME AFTER BAD DEBT AND DOUBTFUL ACCOUNTS AND LOSS ON DEBT RESTRUCTURING	19,752,749,897	18,185,591,519	19,820,763,632	18,095,100,501
NON-INTEREST INCOME				
Gain (loss) on investments, net	5,479,516,306	192,039,430	5,474,275,355	184,270,818
Equity in undistributed net income (loss) of subsidiaries and associated companies	269,491,380	(436,436,338)	328,691,123	(456,859,015)
Fees and service income				
Acceptances, aval and guarantees	334,187,016	347,482,687	334,078,688	347,138,044
Others	12,314,674,705	10,941,545,830	11,387,712,138	10,495,549,333
Gain on exchange, net	2,718,129,328	2,335,371,213	2,665,089,218	2,294,376,717
Gain on disposal of assets	315,284,579	361,434,103	289,001,870	355,411,488
Other income	614,685,125	1,351,317,973	345,858,214	1,305,840,592
Total non-interest income	22,045,968,439	15,092,754,898	20,824,706,606	14,525,727,977
NET INTEREST AND DIVIDEND INCOME AFTER BAD DEBT AND DOUBTFUL ACCOUNTS AND LOSS ON DEBT RESTRUCTURING AND NON-INTEREST INCOME	41,798,718,336	33,278,346,417	40,645,470,238	32,620,828,478

STATEMENTS OF INCOME (Continued)

BANGKOK BANK PUBLIC COMPANY LIMITED AND SUBSIDIARIES

FOR THE YEARS ENDED DECEMBER 31,

Baht

	CONSOLIDATED FINANCIAL STATEMENTS		THE BANK'S FINANCIAL STATEMENTS	
	2003	2002	2003	2002
NON-INTEREST EXPENSES				
Personnel expenses	9,017,910,518	8,600,642,283	8,407,513,300	8,283,402,327
Premises and equipment expenses	4,818,441,537	4,910,001,976	4,640,624,601	4,777,993,975
Taxes and duties	2,292,916,524	2,078,089,890	2,292,720,522	2,067,681,386
Fees and service expenses	3,040,044,758	1,968,863,684	2,919,636,107	1,910,867,666
Directors' remuneration	38,981,495	34,471,304	33,000,000	30,773,305
Contributions to the Financial Institutions				
Development Fund	4,058,118,197	4,113,102,055	4,049,295,345	4,105,521,532
Other expenses	7,018,496,946	5,286,662,930	6,947,869,198	5,173,604,368
Total non-interest expenses	30,284,909,975	26,991,834,122	29,290,659,073	26,349,844,559
INCOME BEFORE INCOME TAX	11,513,808,361	6,286,512,295	11,354,811,165	6,270,983,919
INCOME TAX EXPENSES (Note 4.28)	85,830,280	7,196,918	-	-
INCOME BEFORE MINORITY INTEREST	11,427,978,081	6,279,315,377	11,354,811,165	6,270,983,919
MINORITY INTERESTS IN SUBSIDIARIES' PROFIT	73,166,916	8,331,458	-	-
NET INCOME	11,354,811,165	6,270,983,919	11,354,811,165	6,270,983,919
BASIC EARNINGS PER SHARE (Note 3.18)	7.69	4.28	7.69	4.28
WEIGHTED AVERAGE NUMBER				
OF ORDINARY SHARES	SHARES 1,477,183,777	1,466,495,694	1,477,183,777	1,466,495,694

Chartsiri Sophonpanich

(Mr. Chartsiri Sophonpanich)
President

Teera Aphaiwongse

(Mr. Teera Aphaiwongse)
Senior Executive Vice President

Notes to the financial statements form an integral part of these financial statements

STATEMENTS OF CHANGES IN SHAREHOLDERS' EQUITY

BANGKOK BANK PUBLIC COMPANY LIMITED AND SUBSIDIARIES

FOR THE YEARS ENDED DECEMBER 31,

	CONSOLIDATED FINANCIAL STATEMENTS										Baht
	Issued and Paid-up Share Capital Ordinary Shares	Issued and Paid-up Share Capital Preferred Shares	Premium on Ordinary Share Capital	Unrealized Increment per Land Appraisal	Unrealized Increment per Premises Appraisal	Foreign Exchange Adjustment	Unrealized Gains on Investment	Unrealized Losses on Investment	Retained Earnings (Deficit)	Minority Interest	Total
Beginning balance as at January 1, 2002	14,664,956,940	3,450,000	49,741,738,452	10,293,557,225	6,257,794,426	1,783,339,273	8,538,151,062	(3,364,166,192)	(44,721,685,683)	1,341,422,290	43,331,277,793
Unrealized increment per premises appraisal	-	-	-	(84,284,236)	(602,510,883)	-	-	-	-	-	(666,795,119)
Unrealized gains (losses) on investment	-	-	-	-	-	-	5,358,700,275	915,537,089	-	-	6,274,237,364
Foreign exchange adjustment	-	-	-	-	-	(198,544,609)	-	-	-	-	(198,544,609)
Net gain (loss) not recognised in the statement											
of income	-	-	-	(84,284,236)	(602,510,883)	(198,544,609)	5,358,700,275	915,537,089	-	-	5,388,897,636
Net income	-	-	-	-	-	-	-	-	6,270,983,919	-	6,270,983,919
Depreciation of building appraisal (Note 4.1.2.6)	-	-	-	-	-	-	-	-	653,587,628	-	653,587,628
Others	-	-	-	-	-	-	-	-	(8,481,203)	-	(8,481,203)
Minority interest	-	-	-	-	-	-	-	-	-	58,272,065	58,272,065
Ending balance as at December 31, 2002	14,664,956,940	3,450,000	49,741,738,452	10,209,272,989	5,655,283,543	1,584,794,664	13,896,851,337	(2,448,629,103)	(37,805,595,339)	1,924,143,555	55,694,537,838
Issued and paid-up share capital (ordinary shares)	4,420,022,000	-	-	-	-	-	-	-	-	-	4,420,022,000
Premium on ordinary share capital	-	-	32,379,969,900	-	-	-	-	-	-	-	32,379,969,900
Unrealized increment per premises appraisal	-	-	-	(8,382,618)	(668,278,404)	-	-	-	-	-	(676,661,022)
Unrealized gains (losses) on investment	-	-	-	-	-	-	(1,070,938,787)	552,237,871	-	-	(518,700,916)
Foreign exchange adjustment	-	-	-	-	-	(908,343,207)	-	-	-	-	(908,343,207)
Net gain (loss) not recognised in the statement											
of income	4,420,022,000	-	32,379,969,900	(8,382,618)	(668,278,404)	(908,343,207)	(1,070,938,787)	552,237,871	-	-	34,696,286,755
Net income	-	-	-	-	-	-	-	-	11,354,811,165	-	11,354,811,165
Depreciation of building appraisal (Note 4.1.2.6)	-	-	-	-	-	-	-	-	668,278,403	-	668,278,403
Realized increment of assets appraisal (Note 4.1.2.7)	-	-	-	-	-	-	-	-	7,029,432	-	7,029,432
Minority interest	-	-	-	-	-	-	-	-	-	69,080,173	69,080,173
Ending balance as at December 31, 2003	19,084,978,940	3,450,000	82,121,708,352	10,200,890,371	4,987,005,139	676,451,457	12,825,912,550	(1,896,391,232)	(25,775,476,339)	261,494,528	102,490,023,766

STATEMENTS OF CHANGES IN SHAREHOLDERS' EQUITY (Continued)

BANGKOK BANK PUBLIC COMPANY LIMITED AND SUBSIDIARIES

FOR THE YEARS ENDED DECEMBER 31,

	THE BANK'S FINANCIAL STATEMENTS										Baht
	Issued and Paid-up Share Capital Ordinary Shares	Issued and Paid-up Share Capital Preferred Shares	Premium on Ordinary Share Capital	Unrealized Increment per Land Appraisal	Unrealized Increment per Premises Appraisal	Foreign Exchange Adjustment	Unrealized Gains on Investment	Unrealized Losses on Investment	Retained Earnings (Deficit)	Total	
Beginning balance as at January 1, 2002	14,664,956,940	3,450,000	49,741,738,452	10,293,557,225	6,257,794,426	1,783,339,273	8,538,151,062	(3,364,166,192)	(44,721,685,683)	48,197,135,503	
Unrealized increment per premises appraisal	-	-	-	(84,284,236)	(602,510,883)	-	-	-	-	(686,795,119)	
Unrealized gains (losses) on investment	-	-	-	-	-	-	5,358,700,275	915,537,089	-	6,274,237,364	
Foreign exchange adjustment	-	-	-	-	-	(198,544,609)	-	-	-	(198,544,609)	
Net gain (loss) not recognised in the statement of income	-	-	-	(84,284,236)	(602,510,883)	(198,544,609)	5,358,700,275	915,537,089	-	5,388,897,636	
Net income	-	-	-	-	-	-	-	-	6,270,983,919	6,270,983,919	
Depreciation of building appraisal (Note 4.1.2.6)	-	-	-	-	-	-	-	-	653,587,628	653,587,628	
Others	-	-	-	-	-	-	-	-	(8,481,203)	(8,481,203)	
Ending balance as at December 31, 2002	14,664,956,940	3,450,000	49,741,738,452	10,209,272,989	5,655,283,543	1,584,794,664	13,896,851,337	(2,448,629,103)	(37,805,596,339)	55,502,123,483	
Issued and paid-up share capital (ordinary shares)	4,420,022,000	-	-	-	-	-	-	-	-	4,420,022,000	
Premium on ordinary share capital	-	-	32,379,969,900	-	-	-	-	-	-	32,379,969,900	
Unrealized increment per premises appraisal	-	-	-	(8,382,618)	(668,278,404)	-	-	-	-	(676,661,022)	
Unrealized gains (losses) on investment	-	-	-	-	-	-	(1,070,938,787)	552,237,871	-	(518,700,916)	
Foreign exchange adjustment	-	-	-	-	-	(908,343,207)	-	-	-	(908,343,207)	
Net gain (loss) not recognised in the statement of income	4,420,022,000	-	32,379,969,900	(8,382,618)	(668,278,404)	(908,343,207)	(1,070,938,787)	552,237,871	-	34,696,286,755	
Net income	-	-	-	-	-	-	-	-	11,354,811,165	11,354,811,165	
Depreciation of building appraisal (Note 4.1.2.6)	-	-	-	-	-	-	-	-	668,278,403	668,278,403	
Realized increment of assets appraisal (Note 4.1.2.7)	-	-	-	-	-	-	-	-	7,029,432	7,029,432	
Ending balance as at December 31, 2003	19,084,978,940	3,450,000	82,121,708,352	10,200,890,371	4,987,005,139	676,451,457	12,825,912,550	(1,896,391,232)	(25,775,476,339)	102,228,529,238	

Notes to the financial statements form an integral part of these financial statements

STATEMENTS OF CASH FLOWS

BANGKOK BANK PUBLIC COMPANY LIMITED AND SUBSIDIARIES

FOR THE YEARS ENDED DECEMBER 31,

Baht

	CONSOLIDATED FINANCIAL STATEMENTS		THE BANK'S FINANCIAL STATEMENTS	
	2003	2002	2003	2002
CASH FLOWS FROM OPERATING ACTIVITIES				
Net income	11,354,811,165	6,270,983,919	11,354,811,165	6,270,983,919
Item to reconcile net income to net cash flows from operating activities				
Depreciation and amortization expenses	10,187,128,061	10,048,241,433	10,199,031,128	10,064,812,292
Bad debt and doubtful accounts (reversal)	(1,084,390,598)	(8,137,531,908)	(1,140,221,624)	(8,185,593,020)
Loss on debt restructuring	5,872,794,586	12,416,730,736	5,872,794,586	12,416,730,736
Loss on foreign exchange	729,776,908	1,350,263,720	730,801,883	1,351,136,215
Loss (gain) on disposal of assets	(9,483,663)	(139,880,064)	9,729,792	(137,670,665)
Unrealized loss on revaluation of trading securities	77,051,372	96,853,412	77,051,372	96,853,412
Gain on disposal of securities for investment	(7,085,728,234)	(1,632,540,765)	(7,078,784,358)	(1,624,676,152)
Loss on impairment of investments	1,641,509,609	1,158,700,388	1,641,509,609	1,158,700,388
Loss from investments written off	111,808,004	417,554,431	111,808,004	417,554,431
Loss of loan receivable	3,679,298	-	3,679,298	-
Gain on reversal of impairment of investments	-	(24,185,368)	-	(24,185,368)
Gain on revaluation of land and premises	-	(11,299,706)	-	(11,299,706)
Equity in undistributed net loss (income) of subsidiaries and associated companies	(269,491,380)	436,436,338	(328,691,123)	456,859,015
Dividend income from subsidiaries and associated companies	4,199,580	24,497,130	4,199,580	24,497,130
Stock dividend received	-	(9,968,250)	-	(9,968,250)
Damage claim expense	222,991,617	-	222,991,617	-
Loss on impairment of properties foreclosed	2,182,065,285	1,103,518,979	2,165,790,339	1,033,058,319
Gain on reversal of impairment of properties foreclosed	(15,566,926)	(20,515,340)	-	-
Loss on impairment of other assets	67,999,917	167,462,126	63,921,804	163,756,830
Loss from redemption prior to the maturity of subordinated bonds	-	9,923,216	-	9,923,216
Accrued interest receivable and dividend decrease	1,377,835,364	1,227,406,812	1,341,302,289	971,898,102
Accrued receivable - other decrease (increase)	473,927	(73,460)	7,721,929	(56,098,087)
Accrued interest payable decrease	(1,194,957,997)	(1,108,924,454)	(1,159,449,106)	(1,135,604,487)
Accrued other expenses increase	256,668,497	50,176,155	297,218,501	5,986,561
Minority interest in profit of subsidiaries	73,166,916	8,331,458	-	-
Income from operations before changes in operating assets and liabilities	24,504,341,308	23,702,160,938	24,397,216,685	23,257,654,831

STATEMENTS OF CASH FLOWS (Continued)

BANGKOK BANK PUBLIC COMPANY LIMITED AND SUBSIDIARIES

FOR THE YEARS ENDED DECEMBER 31,

Baht

	CONSOLIDATED FINANCIAL STATEMENTS		THE BANK'S FINANCIAL STATEMENTS	
	2003	2002	2003	2002
CASH FLOWS FROM OPERATING ACTIVITIES (CONTINUED)				
Operating assets (increase) decrease				
Interbank and money market items	17,533,455,932	75,827,383,674	19,577,252,726	75,101,221,153
Negotiable certificates of deposit	6,099,337,329	1,317,245,944	6,099,337,329	1,317,245,944
Securities purchased under resale agreements	(70,994,000,000)	20,062,000,000	(71,094,000,000)	19,521,000,000
Current investments - trading securities	(1,155,841,320)	3,334,709,172	(1,155,811,570)	3,334,709,172
Loans	(39,544,094,523)	(43,896,764,559)	(43,611,137,795)	(42,375,365,358)
Properties foreclosed	3,137,219,261	1,869,395,527	8,633,932,762	1,643,325,204
Other assets	(1,849,851,551)	514,233,877	(16,218,201)	159,595,859
Operating liabilities increase (decrease)				
Interbank and money market items	10,297,763,381	(2,601,411,574)	14,169,753,933	(5,322,297,784)
Negotiable certificates of deposit	(113,450,751)	(27,930,132)	12,983,004	(6,950,154)
Deposits	52,713,129,551	(8,895,207,971)	52,232,244,409	(9,258,922,107)
Liabilities payable on demand	3,363,196,644	20,526,670	3,193,792,403	51,568,109
Other liabilities	(271,121,892)	(3,004,907,307)	(2,352,932,184)	(2,588,279,268)
Net cash provided by operating activities	3,720,083,369	68,221,434,259	10,086,413,501	64,834,505,601
CASH FLOWS FROM INVESTING ACTIVITIES				
Purchase of available for sale securities	(311,216,290,289)	(257,767,519,928)	(309,222,049,527)	(255,588,482,565)
Proceeds from disposal of available for sale securities	290,195,453,547	203,495,886,940	286,812,927,530	201,236,766,114
Purchase of held to maturity debt securities	(53,666,540,205)	(30,863,157,434)	(42,210,738,717)	(19,378,786,351)
Proceeds from redemption of held to maturity debt securities	41,884,254,562	30,839,634,758	27,153,640,262	22,791,640,023
Purchase of general investments	(122,246,493)	(518,262,032)	(122,246,493)	(518,262,032)
Proceeds from disposal of general investments	4,372,829,906	1,270,503,676	4,372,829,906	1,270,503,676
Purchase of investments in subsidiaries and associated companies	-	-	(1,771,573,730)	-
Proceeds from disposal of investments in subsidiaries and associated companies	29,113,817	7,800,000	29,113,817	7,800,000
Purchase of premises, equipment and leasehold	(2,527,890,399)	(1,868,914,011)	(2,474,920,404)	(1,824,725,995)
Proceeds from disposal of premises, equipment and leasehold	93,203,750	155,034,952	72,809,485	148,451,263
Net cash used in investing activities	(30,958,111,804)	(55,248,993,079)	(37,360,207,871)	(51,855,095,867)

STATEMENTS OF CASH FLOWS (Continued)

BANGKOK BANK PUBLIC COMPANY LIMITED AND SUBSIDIARIES

FOR THE YEARS ENDED DECEMBER 31,

Baht

	CONSOLIDATED FINANCIAL STATEMENTS		THE BANK'S FINANCIAL STATEMENTS	
	2003	2002	2003	2002
CASH FLOWS FROM FINANCING ACTIVITIES				
Cash received from issued of common stock and premium of common stock	36,799,991,900	-	36,799,991,900	-
Cash paid for redemption prior to the maturity of subordinated bonds	-	(210,454,600)	-	(210,454,600)
Cash paid for subordinated bonds extinguishment	(5,060,000,000)	(5,060,000,000)	(5,060,000,000)	(5,060,000,000)
Net cash used in financing activities	31,739,991,900	(5,270,454,600)	31,739,991,900	(5,270,454,600)
Effect on cash due to changes in the exchange rates	(22,458,506)	56,004,207	(10,126,022)	57,016,644
Net increase (decrease) in cash	4,479,504,959	7,757,990,787	4,456,071,508	7,765,971,778
Cash as at January 1,	23,899,817,994	16,141,827,207	23,783,877,885	16,017,906,107
Cash as at December 31,	28,379,322,953	23,899,817,994	28,239,949,393	23,783,877,885

Notes to the financial statements form an integral part of these financial statements

NOTES TO THE CONSOLIDATED AND THE BANK'S FINANCIAL STATEMENTS

BANGKOK BANK PUBLIC COMPANY LIMITED AND SUBSIDIARIES

FOR THE YEARS ENDED DECEMBER 31, 2003 AND 2002

1. ECONOMIC SITUATION AND THE OPERATIONS OF THE BANK AND ITS SUBSIDIARIES

1.1 Economic situation and the operations of the Bank and its subsidiaries

Thailand and many Asia-Pacific countries continued to experience economic difficulties. Such conditions have affected and may continue to adversely affect bank operations in Thailand, including Bangkok Bank Public Company Limited. The presenting consolidated and Bank's financial statements reflect management's assessment of the possible impact of the economic conditions on the financial position of the Bank and subsidiaries. The ultimate effect of such uncertainties on the financial position of the Bank and subsidiaries cannot be presently determined.

1.2 Allowance for doubtful accounts

The Bank of Thailand's (the BOT) requires banks to categorize their loan portfolios and set up the allowance for doubtful accounts on account-by-account basis, or alternatively, on a customer basis which is more stringent. In this respect, the Bank has adopted the more stringent requirement to classify loans on a customer basis as previously performed. The Bank classifies all loan categories belonging to one customer as the lowest quality category of such customer as well as sets up the allowance for doubtful accounts according to six loan portfolio categories at the required rate. The BOT's guidelines require banks to establish new interest accrual and reversal policies and maximum collateral valuation limits for the purpose of calculating the allowance for doubtful accounts. The guidelines require banks to perform the qualitative reviews of their loans and commitments, including off-balance-sheet exposures, on a periodic basis and to implement appropriate risk management systems and controls. However, for the first half of the year 2002, the Bank had performed the qualitative loans reviews in accordance with the BOT's guidelines in effect at the time. For the second half of the year 2002, the BOT had replaced the guidelines on qualitative loans reviews per the BOT's notification dated August 26, 1998 with the new guidelines regarding the amendment of the notification of qualitative review of loans, commitments and its related reports dated September 20, 2002 and December 20, 2002, which requires banks to perform qualitative reviews of their loans and commitments in accordance with the new guidelines at 25% of outstanding loans and commitments as at the end of the year 2002. As at December 31, 2002, the Bank has already performed loans reviews in accordance with the above notifications.

For the year ended December 31, 2003 onwards, the Bank has performed reviews of all loans which have outstanding balance as at the end of the calendar year. (Except loans that have been brought to and finalized by the court, new loans that are approved within the end of the calendar year and retail loans that are reviewed by statistical methods.) In addition, the BOT has also issued an additional amendment of the qualitative loans reviews guidelines per the notification dated March 31, 2003. The main idea of the notification was to elaborate on the qualitative loans reviews by using statistical methods for loans that have outstanding balance less than Baht 20 million as at the end of the calendar year instead of retail loans. As at December 31, 2003, the Bank has already performed loans reviews in accordance with the above notifications.

Furthermore, the BOT has also issued several additional guidelines to clearly clarify the aforementioned guidelines, such as the guideline for the basis for debt restructuring and collateral appraisal of the financial institutions, worthless or irrecoverable assets or assets with doubtful value of recoverability including reports required to submit to the BOT.

1.3 Other regulatory requirements

The Bank is subject to various capital and regulatory requirements administered by the BOT. Under these capital adequacy guidelines and the regulatory framework for prompt corrective action, the Bank must satisfy specific capital guidelines that involve quantitative measurements of the Bank's assets, liabilities and certain off-balance-sheet items as calculated in accordance with regulatory requirements. The Bank's capital amounts and classification are also subject to qualitative judgement by the BOT about components, risk weightings and other factors. The Bank believes that as at December 31, 2003 and 2002, the Bank met all capital adequacy requirements. However, these capital and regulatory requirements are subject to change, as considered necessary by the BOT.



In January 2004, the Ministry of Finance and the Bank of Thailand announced the Financial Sector Master Plan (the Plan) defining the framework for the financial services industry and for financial institutions. The future shareholding of the Bank in subsidiaries and associated companies that are in the local financial services sector may be affected by the Plan.

2. BASIS FOR PREPARATION OF THE CONSOLIDATED FINANCIAL STATEMENTS AND THE BANK'S FINANCIAL STATEMENTS

Bangkok Bank Public Company Limited is a public company registered in the Kingdom of Thailand with its head office located at 333 Silom Road, Bangrak, Bangkok. The Bank's main business is commercial banking and the Bank conducts its businesses through a network of branches covering all parts of Thailand and some major parts of the world. As at December 31, 2003 and 2002, the Bank has a total staff of 18,531 and 18,416, respectively.

2.1 The consolidated and the Bank's financial statements are presented in accordance with the regulations of the Stock Exchange of Thailand (SET) dated January 22, 2001, regarding the basis, conditions and procedures for the preparation and submission of financial statements position and results of operations of listed companies B.E. 2544, and with the BOT's notification regarding the balance sheets and statements of income of commercial banks dated May 10, 2001, and its related letter of July 9, 2001.

The preparation of financial statements in conformity with GAAP also requires the Bank to make estimates and assumptions that affect the reported amounts of assets and liabilities and disclosure of contingent assets and liabilities at the date of the financial statements and the reported amounts of revenue and expense during the reporting period. Actual results could differ from those estimates.

The Bank prepares its statutory financial statements in the Thai language in conformity with financial accounting standards in Thailand and as stated above. The accompanying financial statements are prepared in accordance with accounting principles and practices generally accepted in Thailand.

2.2 The consolidated financial statements include the accounts of all branches of the Bank and its six subsidiaries and eliminate significant business transactions and outstanding balances between the Bank and its subsidiaries. The six subsidiaries are BBL (Cayman) Limited, Bangkok Bank Berhad, Bualuang Finance Company Limited, Sinnsuptawee Asset Management Company Limited, Bualuang Capital Augmented Preferred Securities (CAPS) Fund, the juristic entity established to raise capital on behalf of the Bank, and BBL Asset Management Company Limited. The consolidated financial statements do not include the financial statements of Noble Place Company Limited and Thai Precision Manufacturing Company Limited in which the Bank holds 60.61% and 59.77%, respectively, stake through debt restructuring as the Bank intends to hold such investments on a temporary basis. Noble Place Company Limited reported total assets in their December 31, 2002 audited financial statements amounting to Baht 710.0 million and Thai Precision Manufacturing Company Limited reported total assets in their December 31, 2002 audited financial statements amounting to Baht 387.6 million.

The consolidated financial statements for the year ended December 31, 2003 included BBL Nominees (Tempatan) SDN BHD, the 100.00% owned subsidiary of Bangkok Bank Berhad.

The consolidated financial statements for the year ended December 31, 2002 included BBL Nominees (Tempatan) SDN BHD and BBL Nominees (Asing) SDN BHD, the 100.00% owned subsidiaries of Bangkok Bank Berhad.

In addition, the consolidated financial statements for the years ended December 31, 2003 and 2002, also included Bualuang Securities Company Limited, the 65.00% owned subsidiary of Bualuang Finance Company Limited.

All subsidiaries of the Bank were registered in the Kingdom of Thailand except for BBL (Cayman) Limited which was registered in Cayman Islands British West Indies and Bangkok Bank Berhad which was registered in Malaysia.

2.3 The Bank's financial statements include the accounts of all branches of the Bank and account for investment in subsidiaries and associated companies by the equity method. However, the Bank's interest in subsidiaries was taken from the audited financial

statements of these companies and the Bank's interest in associated companies' equity was taken from the unaudited financial statements of these companies except for Asia Credit Public Company Limited's financial statements.

3. SIGNIFICANT ACCOUNTING POLICIES

3.1 Recognition of interest income

The Bank recognizes interest income from loans on an accrual basis, except for interest which was accrued over 3 months, such interest is recognized when received. The Bank reverses all accrued interest income for items which are no longer on an accrual basis.

3.2 Recognition of interest expenses and other expenses

The Bank recognizes interest expenses and other expenses includes contribution to the Financial Institutions Development Fund on an accrual basis.

Costs in issuing shares capital are included in non-interest expense.

3.3 Cash

Cash are cash on hand and cash in transit.

3.4 Investments

The Bank's investments portfolios, consisting of debt, equity securities and investments in receivables are classified as trading securities, available for sale securities, held to maturity securities, general investment and investment in subsidiaries and associated companies which the Bank presents as current investments, long-term investments, and investments in subsidiaries and associated companies.

Current investments are investments which the Bank intends to hold for one year or less. Current investments include trading securities, available for sale securities and debt securities maturing within one year.

Long-term investments are investments which the Bank intends to hold for more than one year. Long-term investments include equity securities that are classified as available for sale securities, general investment and debt securities maturing more than one year.

Investment in debt securities or marketable equity securities with readily determinable market values that are acquired with the intent to hold for a short period of time in order to take advantage of anticipated changes in market values are classified as trading securities and carried at fair value. Unrealized gains and losses from changes in fair value are recognized as non-interest income.

Debt securities and investments in receivables for which the Bank has the intent and the ability to hold until maturity are classified as held to maturity debt securities and carried at the amortized cost, net of valuation allowances for impairment, if any.

Debt securities, investments in receivables and marketable equity securities with readily determinable market values that are not classified as either held to maturity securities, or trading securities or investments in subsidiaries and associated companies are classified as available for sale securities and carried at fair value, net of valuation allowances for impairment, if any. The unrealized gains or losses related to available for sale securities are reported as a component of shareholders' equity until realized, after which it will be recognized in the statement of income.

Non-marketable equity securities and listed securities acquired through debt restructuring with trading restriction are classified as general investment and carried at cost, net of valuation allowances for impairment, if any.

The Bank presents investment in subsidiaries and associated companies by the equity method, net of valuation allowances for impairment.



The Bank classifies the non-negotiable promissory note and the rights of the Bank against the promissory note, which is owned by the Financial Institutions Development Fund (FIDF) and given to the Bank by the Thai Asset Management Corporation (TAMC) upon entering into the Asset Transfer Agreement in order to transfer impaired assets of the Bank, as held to maturity debt securities.

The Bank recognizes interest income on the aforementioned rights on an accrual basis and concurrently provides reserve for loss sharing from TAMC by the same amount.

Realized gains and losses arising from the sale of debt and equity securities are computed based on the weighted average method and are included in non-interest income.

Interest income on debt securities is recognized on an accrual basis. The amortization of premiums and accretion of discounts use methods that produce a level yield. Dividend is recognized as income on an accrual basis. (Year 2002 : on a cash basis which the effect is immaterial.) These are included in interest and dividend income.

Valuation allowances for impairment are established by recognizing an unrealized loss upon impairment of investments in the statement of income as per Bank's assessment.

The fair value calculation of debt instruments

- For debt instruments of government, state enterprise bonds and other domestic debt instruments, the Thai Bond Dealing Center debt instruments bid yield is used in the case where debt instruments are listed in the Thai Bond Dealing Center. For such debt instruments that are not listed in the Thai Bond Dealing Center, the average bid yield from three reliable financial institutions will be used.
- For foreign debt instruments, the value quoted by reliable international financial institutions will be used.

The fair value determination of equity securities

For marketable equity securities with readily determinable market values, the fair value is determined by the last bid price on The Stock Exchange of Thailand on the last business day of the period. If the last bid price is not available, the last closing price will be used.

Investment in marketable unit trusts are stated at fair value based on redemption value as at the end of the year.

3.5 Loans

Overdrafts are carried at the drawn amounts including interest. Other loans are carried at the principal amounts. Unearned discounts on bills are eliminated from loans. (See Note 4.5)

3.6 Allowance for doubtful accounts

As at December 31, 2003 and 2002, the Bank estimated the minimum required allowance for doubtful accounts pursuant to the BOT's guidelines regarding worthless or irrecoverable assets or assets with doubtful value of recoverability dated February 28, 2003 and February 18, 2002, respectively, to be Baht 87,044.3 million* and Baht 90,879.5 million,** respectively, in the consolidated financial statements and Baht 86,595.5 million* and Baht 90,469.2 million,** respectively, in the Bank's financial statements.

As at December 31, 2003 and 2002, the Bank and its subsidiary companies recorded allowance for doubtful accounts in excess of the minimum required reserves calculated pursuant to the BOT's guidelines in the amount of Baht 37,405.5 million and Baht 47,113.9 million, respectively, in the consolidated financial statements and of Baht 37,352.2 million and Baht 46,918.2 million, respectively, in the Bank's financial statements.

Debts that are determined to be irrecoverable are written off in the period in which the decision is taken. Bad debts recovered are recorded as an increase in allowance for doubtful accounts.

* Excluding allowance for doubtful accounts of interbank and money market items amounting to Baht 169.7 million.

** Excluding allowance for doubtful accounts of interbank and money market items amounting to Baht 162.7 million.

In the event of loss on debt restructuring, the Bank will reduce bad debt and doubtful accounts and allowance for doubtful accounts by the lower amount of loss on debt restructuring or allowance for doubtful accounts recorded in the previous period.

3.7 Troubled debt restructurings

The Bank's restructuring methodology includes reduction of principal and/or accrued interest receivable, asset transfer, debt-equity conversion, and modification of payment schedule.

For debt repayment through asset transfer or debt-equity conversion according to debt restructuring contract, the Bank uses conservative basis in recognizing the transferred asset or equity at the lower of recorded loan amount or asset fair value, of which the effect is not material from recording the transfer at the fair value following TAS No. 34.

For debt restructuring using modification of payment schedule, the Bank calculates the fair value of loans based on the present value of the expected future cash flows discounted by the market rate. The Bank applies lending interest rate published by the Bank and in force at the time of restructuring as the benchmarking discount rate in calculating the resulting future loss, and recognizes this loss on restructuring as expense as incurred. Subsequently, the Bank recalculates the above-mentioned future loss periodically using the lending interest rate published by the Bank and in force as at the balance sheet date as the benchmarking discount rate and recognizes the change of the above-mentioned future loss as an increase or decrease in expense in loss on restructuring accounts.

3.8 Properties foreclosed

Properties foreclosed consist of immovable and movable properties which are stated at the lower of cost or market value at the date of acquisition. In the event where the Bank considers that there is a decline in net realizable value, the impairment is recognized in the statement of income as a non-interest expense.

For the quarter ended September 30, 2002 onwards, net realizable value is estimated based on the appraised value together with other factors which can affect the realizable value such as related selling expenses and future discounts expenses.

Gains or losses on disposal of such properties are recognized as non-interest income or expense on the date of disposal.

3.9 Premises, equipment and depreciation

In 2000, land and premises were reappraised by independent professional appraisers according to the guidelines established by the BOT. The land and premises increment resulting from the appraisal was recorded in the accounts as unrealized increment per land and premises appraisal and shown as shareholders' equity. Depreciation of the premises appraisal increase was recognized as an expense in the statement of income and the amortization of the unrealized increment per premises appraisal was transferred to the retained earnings by the same amount of such depreciation. The appraisal decrease was charged directly against any related appraisal increase of the same piece of asset. The residual appraisal decrease was recognized as an expense in the statement of income.

In 2002, condominiums were reappraised by independent professional appraisers according to the guidelines established by the BOT.

Land is stated at new appraised value. Premises are stated at new appraised value net of accumulated depreciation. Equipment is stated at cost net of accumulated depreciation. Depreciation is calculated by the straight-line method, based on the estimated useful lives of the assets, as follows :

Premises-reappraised	20 - 30 years
Premises-newly construct	20 years
Equipment	5 years

Premises and equipment in foreign countries are depreciated at the legal rates applicable in each locality.

3.10 Legal expense paid in advance

Legal expense paid in advance represents legal expense paid for the prosecution of defaulting debtors. The Bank has made full allowance for the item as per the BOT's requirement. (See Note 4.6)



3.11 Leaseholds

Leaseholds are stated at cost less amortization. Amortization change is calculated by the straight-line method, based on the lease period, which range between 2-30 years. Leasehold in foreign countries are amortized at the legal rates applicable in each locality.

3.12 Assets and liabilities in foreign currencies

Transactions denominated in foreign currencies are translated into Baht at the rates of exchange prevailing at the transaction dates. Balances of assets and liabilities in foreign currencies including the balance sheets of overseas branches and foreign subsidiaries are converted at the reference rates, as announced by the BOT at the end of the period. Statements of income of overseas branches and foreign subsidiaries are converted at the reference rates, as announced by the BOT at the end of the month.

Gains and losses on foreign transactions and translation gains and losses are recognized in the statement of income. Foreign exchange translation of the financial statements of overseas branches and foreign subsidiaries are included as a component in shareholders' equity.

3.13 Sales of note receivables

For the sales of bills of exchange and promissory notes, purchased by the Bank, realized gains or losses are computed based on the purchasing cost and are included in non-interest income or expense.

3.14 Derivatives

Forward foreign exchange contracts entered into for trading purposes are marked to market with the resultant gains and losses being included in non-interest income in statement of income in the current period. Gains or losses on such contracts are taken to statement of income in the current period. Contracts entered into for hedging purposes are accounted for in a manner consistent with the accounting treatment of the hedged item.

Interest rate swap and currency swap agreements entered into for trading purposes are valued at their net present value after allowance for future costs and risk exposure. Gains and losses on such agreements are taken to statement of income in the current period. Agreements entered into for hedging purposes are accounted for in a manner consistent with the accounting treatment of the hedged item.

3.15 Provident fund

On June 27, 1990, the Bank registered the provident fund, which is managed by external fund manager, for its staff in accordance with the Provident Fund Act B.E. 2530 (1987). According to the Funds regulations, every employee is entitled to apply for membership. The participating employees' contribution to the fund is at the rate of 4.5% and 3% of basic salary respectively for executive level and non-executive, while the Bank's contribution is at the rate of 4.5%. The employees are entitled to benefits upon termination of employment status.

The provident fund for overseas branches are established in accordance with each country's legal requirement and any withdrawal is made in compliance therewith.

The Bank records the contribution to the provident fund as personnel expenses in statements of income on an accrual basis.

3.16 Compound financial instruments

The Institute of Certified Accountants and Auditors of Thailand ("ICAAAT") issued the Interpretation of Accounting Standard No.3, on the issue of compound financial instruments by financial institutions. The interpretation requires that in summary,

1) The equity instrument component (preferred shares) is valued at fair value, or by reference to ordinary share's market price at the time of issue, if there is no market value for the preferred shares, and the face value is to be recorded separately from the premium.

2) The balance of the financial instruments, calculated by the net amount received from the issuance of the financial instruments, deducted by the fair value of equity instrument component, is shown as a liability in the balance sheet.

3) The payment for the right under the compound instrument is not recognized as an asset in the balance sheet.

3.17 Income tax

The Bank's income tax expenses, if any, are recorded based on tax paid and tax accrued for the year.

3.18 Earnings (losses) per share

Basic earnings (losses) per share are calculated by dividing the net income (loss) by the average number of ordinary shares outstanding and issued during the year, weighted according to time and amount paid.

Diluted earnings (losses) per share are computed from adjusting the net income (loss) attributable to ordinary shares and the number of ordinary shares by the effect of dilutive potential ordinary share. The Bank has issued convertible bonds that the bondholders have the right to convert into ordinary shares. However, for the years ended December 31, 2003 and 2002, since the exercise price of the convertible bonds was higher than the average market value for the year of ordinary shares, calculation of the diluted earnings (losses) per share is not affected.

4. ADDITIONAL INFORMATION

4.1 Supplementary disclosures of cash flow information.

4.1.1 Cash paid for interest and income tax for the years ended December 31, 2003 and 2002 are as follows :

	Million Baht			
	CONSOLIDATED FINANCIAL STATEMENTS		THE BANK'S FINANCIAL STATEMENTS	
	2003	2002	2003	2002
Interest	24,850.9	31,149.5	24,678.8	30,998.2
Income tax	340.1	401.8	329.0	393.8

4.1.2 Significant non-cash items are as follows :

4.1.2.1 For the year ended December 31, 2003, the Bank recorded an decrease in unrealized gain on investment, added to equity, in the consolidated and the Bank's financial statements amounting to Baht 1,070.9 million. The Bank also recorded a decrease in unrealized loss on investment, deducted from equity, in the consolidated and the Bank's financial statements amounting to Baht 552.2 million.

For the year ended December 31, 2002, the Bank recorded an increase in unrealized gain on investment, added to equity, in the consolidated and the Bank's financial statements amounting to Baht 5,358.7 million. The Bank also recorded a decrease in unrealized loss on investment, deducted from equity, in the consolidated and the Bank's financial statements amounting to Baht 915.5 million.

4.1.2.2 The Bank has accepted the transfer of equity securities, debt securities and other assets through debt restructuring amounting to Baht 591.0 million, Baht 0.1 million and Baht 3,268.1 million, respectively, for the year ended December 31, 2003 and amounting to Baht 968.1 million, Baht 18.8 million and Baht 4,057.2 million, respectively, for the year ended December 31, 2002.

4.1.2.3 For the year ended December 31, 2003 and 2002, the Bank has received the non-negotiable promissory note and the right of the Bank against the promissory note (the Notes) which was classified as held to maturity debt securities amounting to Baht 81.8 million and Baht 2,372.6 million, respectively, from TAMC. During the year ended December 31, 2003, TAMC had revised up the balances of the Notes in the net amount of Baht 484.7 million. (See Note 4.5.7)



4.1.2.4 For the year ended December 31, 2003, the Bank has received payment of interest receivables from investment amounting to Baht 365.2 million in form of the non-negotiable promissory notes from TAMC, which was classified as other assets.

4.1.2.5 For the years ended December 31, 2003 and 2002, the Bank recognized interest income on the right of the promissory note on an accrual basis and concurrently provides reserve for loss sharing from TAMC amounting to Baht 341.2 million and Baht 434.6 million, respectively.

4.1.2.6 For the years ended December 31, 2003 and 2002, the Bank recognized the depreciation of building-appraisal increase as expenses in the consolidated and the Bank's financial statements and transferred the unrealized increment per bank premises appraisal to retained earnings amounting to Baht 668.3 million and Baht 653.6 million, respectively.

4.1.2.7 For the year ended December 31, 2003, the Bank had transferred inactive assets to properties foreclosed amounting to Baht 125.5 million and transferred unrealized increment per the above assets appraisal to retained earnings amounting to Baht 7.0 million.

4.1.2.8 For the year ended December 31, 2003, the Bank had transferred properties foreclosed to Sinnsuptawee Asset Management Co., Ltd. and received promissory note amounting to Baht 5,539.2 million as payment.

4.2 Interbank and money market items (assets)

Interbank and money market items (assets) consisted of the following as at December 31, 2003 and 2002 :

Million Baht

	CONSOLIDATED FINANCIAL STATEMENTS					
	2003			2002		
	Demand	Time	Total	Demand	Time	Total
Domestic items						
Bank of Thailand and Financial Institutions Development Fund	4,153.9	-	4,153.9	7,150.3	33.3	7,183.6
Commercial banks	1,428.7	3,492.4	4,921.1	69.2	7,752.5	7,821.7
Other banks	6.2	-	6.2	2.6	-	2.6
Finance companies, Finance and securities companies, Securities companies and Credit foncier companies	800.0	138.9	938.9	157.0	490.7	647.7
Other financial institutions	106.0	1,376.9	1,482.9	88.8	500.0	588.8
Total	6,494.8	5,008.2	11,503.0	7,467.9	8,776.5	16,244.4
<u>Add</u> Accrued interest receivables	-	4.1	4.1	-	96.7	96.7
<u>Less</u> Allowance for doubtful accounts	(20.1)	(37.2)	(57.3)	(0.8)	(18.1)	(18.9)
Total domestic items	6,474.7	4,975.1	11,449.8	7,467.1	8,855.1	16,322.2
Foreign items						
USD	7,022.5	71,659.0	78,681.5	7,127.3	89,485.2	96,612.5
JPY	3,442.0	18.1	3,460.1	2,346.3	485.5	2,831.8
Others	1,595.7	10,574.0	12,169.7	1,213.0	12,547.1	13,760.1
Total	12,060.2	82,251.1	94,311.3	10,686.6	102,517.8	113,204.4
<u>Add</u> Accrued interest receivables	-	683.1	683.1	-	1,256.0	1,256.0
<u>Less</u> Allowance for doubtful accounts	(0.1)	(112.3)	(112.4)	(2.3)	(141.5)	(143.8)
Total foreign items	12,060.1	82,821.9	94,882.0	10,684.3	103,632.3	114,316.6
Total domestic and foreign items	18,534.8	87,797.0	106,331.8	18,151.4	112,487.4	130,638.8

Million Baht

	THE BANK'S FINANCIAL STATEMENTS					
	2003			2002		
	Demand	Time	Total	Demand	Time	Total
Domestic items						
Bank of Thailand and Financial Institutions Development Fund	4,143.3	-	4,143.3	7,139.6	33.3	7,172.9
Commercial banks	1,014.8	3,362.4	4,377.2	53.3	7,528.5	7,581.8
Other banks	2.1	-	2.1	2.6	-	2.6
Finance companies, Finance and securities companies, Securities companies and Credit foncier companies	700.0	4.8	704.8	-	310.7	310.7
Other financial institutions	106.0	1,356.9	1,462.9	88.8	500.0	588.8
Total	5,966.2	4,724.1	10,690.3	7,284.3	8,372.5	15,656.8
<u>Add</u> Accrued interest receivables	-	0.6	0.6	-	93.9	93.9
<u>Less</u> Allowance for doubtful accounts	(20.1)	(37.2)	(57.3)	(0.8)	(18.1)	(18.9)
Total domestic items	5,946.1	4,687.5	10,633.6	7,283.5	8,448.3	15,731.8
Foreign items						
USD	7,021.8	72,240.6	79,262.4	7,126.5	90,119.9	97,246.4
JPY	3,442.0	18.1	3,460.1	2,346.3	485.5	2,831.8
Others	1,356.8	18,076.1	19,432.9	840.6	21,946.7	22,787.3
Total	11,820.6	90,334.8	102,155.4	10,313.4	112,552.1	122,865.5
<u>Add</u> Accrued interest receivables	-	681.0	681.0	-	1,254.9	1,254.9
<u>Less</u> Allowance for doubtful accounts	(0.1)	(112.3)	(112.4)	(2.3)	(141.5)	(143.8)
Total foreign items	11,820.5	90,903.5	102,724.0	10,311.1	113,665.5	123,976.6
Total domestic and foreign items	17,766.6	95,591.0	113,357.6	17,594.6	122,113.8	139,708.4

In accordance with the BOT's letter number THOR POR TOR. SOR NOR SOR. (22) WOR. 7/2546 regarding the redefinition of non-performing loans dated January 16, 2003, defining impaired loans as loans that are classified as substandard, doubtful, doubtful of loss and loss ; and inclusive of doubtful of loss loans in excess of collateral that had been fully provisioned for in accordance with the notification of the BOT and had previously been written off, which the Bank had already reversed back onto its accounts.

As at December 31, 2003 and 2002, the Bank had impaired loans to financial institutions amounting to Baht 118.7 million and Baht 139.3 million, respectively.



4.3 Securities purchased under resale agreements

Securities purchased under resale agreements consisted of the following as at December 31, 2003 and 2002 :

Million Baht

	CONSOLIDATED FINANCIAL STATEMENTS		THE BANK'S FINANCIAL STATEMENTS	
	2003	2002	2003	2002
Government bonds and Bank of Thailand bonds	76,977.4	6,180.0	76,897.4	6,000.0
State enterprise securities	196.6	-	196.6	-
Total	77,174.0	6,180.0	77,094.0	6,000.0

4.4 Investments

4.4.1 As at December 31, 2003 and 2002, the Bank classified investments as follows :

Million Baht

	CONSOLIDATED FINANCIAL STATEMENTS		THE BANK'S FINANCIAL STATEMENTS	
	2003	2002	2003	2002
Trading securities	2,239.6	1,164.9	2,239.6	1,164.9
Available for sale securities	250,375.4	230,521.9	246,511.9	224,998.5
Held to maturity debt securities	90,065.9	77,701.1	88,252.4	72,489.4
General investments	9,063.4	11,583.1	9,045.7	11,564.5
Investment in subsidiaries and associated companies (Note 4.4.2)	2,594.7	2,322.4	9,701.8	7,944.3
Total investments, net	354,339.0	323,293.4	355,751.4	318,161.6

	CONSOLIDATED FINANCIAL STATEMENTS			
	2003			
	Cost/ Amortized Cost	Gross Unrealized Gains	Gross Unrealized Losses	Fair Value
Current investments				
Trading securities				
Government and state enterprise securities	2,224.3	1.8	(53.4)	2,172.7
Private enterprise debt securities	67.0	0.2	(0.3)	66.9
Total	2,291.3	2.0	(53.7)	2,239.6
<u>Add (less) Revaluation allowance</u>	(51.7)			-
Total	2,239.6			2,239.6
Available for sale securities				
Government and state enterprise securities	47,013.9	215.5	(0.1)	47,229.3
Private enterprise debt securities	3,640.9	62.2	(184.3)	3,518.8
Foreign debt securities	4,314.2	9.5	(9.5)	4,314.2
Domestic marketable equity securities	53.5	-	(1.4)	52.1
Total	55,022.5	287.2	(195.3)	55,114.4
<u>Add (less) Revaluation allowance</u>	91.9			-
Total	55,114.4			55,114.4
Held to maturity debt securities				
Government and state enterprise securities	28,690.2	166.9	-	28,857.1
Private enterprise debt securities	102.4	0.3	(0.1)	102.6
Foreign debt securities	8,693.9	7.5	(2.9)	8,698.5
Total	37,486.5	174.7	(3.0)	37,658.2
<u>Less Allowance for impairment</u>	-			-
Total	37,486.5			37,658.2
Total current investments, net	94,840.5			95,012.2

	CONSOLIDATED FINANCIAL STATEMENTS			
	2003			Fair Value
	Cost/ Amortized Cost	Gross Unrealized Gains	Gross Unrealized Losses	
Long-term investments				
Available for sale securities				
Government and state enterprise securities	100,136.8	3,220.8	(945.2)	102,412.4
Private enterprise debt securities	11,510.9	285.8	(114.4)	11,682.3
Foreign debt securities	68,007.3	107.2	(1,385.5)	66,729.0
Domestic marketable equity securities	4,947.9	8,701.4	(429.3)	13,220.0
Foreign marketable equity securities	1,388.3	197.7	(406.7)	1,179.3
Investments in receivables	31.6	6.4	-	38.0
Total	186,022.8	12,519.3	(3,281.1)	195,261.0
Add (less) Revaluation allowance	10,822.2			-
Less Allowance for impairment	(1,584.0)			-
Total	195,261.0			195,261.0
Held to maturity debt securities				
Government and state enterprise securities	48,112.2	1,281.2	(369.1)	49,024.3
Private enterprise debt securities	1,851.9	22.1	(0.1)	1,873.9
Foreign debt securities	2,564.6	30.4	(3.8)	2,591.2
Investments in receivables	50.7	-	-	50.7
Total	52,579.4	1,333.7	(373.0)	53,540.1
Less Allowance for impairment	-			-
Total	52,579.4			53,540.1
General investments				
Regular equity securities				
Domestic non-marketable equity securities	4,817.5			6,471.3
Foreign non-marketable equity securities	490.6			480.1
Total regular equity securities	5,308.1			6,951.4
Equity securities received through debt restructuring				
Domestic non-marketable equity securities				
Listed securities	3,515.6			3,672.1
Non-listed securities	2,993.4			4,114.5
Total equity securities received through debt restructuring	6,509.0			7,786.6
Total	11,817.1			14,738.0
Add (less) Allowance for transferred of investments	0.1			-
Less Allowance for impairment	(2,753.8)			-
Total	9,063.4			14,738.0
Total long-term investments, net	256,903.8			263,539.1

	CONSOLIDATED FINANCIAL STATEMENTS			
	2002			
	Cost/ Amortized Cost	Gross Unrealized Gains	Gross Unrealized Losses	Fair Value
Current investments				
Trading securities				
Government and state enterprise securities	991.7	19.8	-	1,011.5
Private enterprise debt securities	149.5	3.9	-	153.4
Total	1,141.2	23.7	-	1,164.9
<u>Add (less) Revaluation allowance</u>	23.7			-
Total	1,164.9			1,164.9
Available for sale securities				
Government and state enterprise securities	36,345.4	91.4	(0.2)	36,436.6
Private enterprise debt securities	1,261.9	18.5	-	1,280.4
Foreign debt securities	5,665.0	40.6	(30.5)	5,675.1
Domestic marketable equity securities	53.5	0.8	-	54.3
Total	43,325.8	151.3	(30.7)	43,446.4
<u>Add (less) Revaluation allowance</u>	120.6			-
Total	43,446.4			43,446.4
Held to maturity debt securities				
Government and state enterprise securities	13,507.7	481.9	-	13,989.6
Foreign debt securities	7,775.3	5.7	(3.4)	7,777.6
Total	21,283.0	487.6	(3.4)	21,767.2
<u>Less Allowance for impairment</u>	-			-
Total	21,283.0			21,767.2
Total current investments, net	65,894.3			66,378.5

Million Baht

	CONSOLIDATED FINANCIAL STATEMENTS			
	2002			
	Cost/ Amortized Cost	Gross Unrealized Gains	Gross Unrealized Losses	Fair Value
Long-term investments				
Available for sale securities				
Government and state enterprise securities	113,041.4	9,450.5	(6.3)	122,485.6
Private enterprise debt securities	12,338.1	718.5	(196.0)	12,860.6
Foreign debt securities	44,453.0	894.3	(5.4)	45,341.9
Domestic marketable equity securities	4,273.2	2,176.1	(932.2)	5,517.1
Foreign marketable equity securities	1,619.3	1.0	(786.3)	834.0
Investments in receivables	36.3	-	-	36.3
Total	175,761.3	13,240.4	(1,926.2)	187,075.5
Add (less) Revaluation allowance	11,356.7			-
Less Allowance for impairment	(42.5)			-
Total	187,075.5			187,075.5
Held to maturity debt securities				
Government and state enterprise securities	50,234.7	2,080.6	-	52,315.3
Private enterprise debt securities	17.9	-	-	17.9
Foreign debt securities	6,119.1	26.8	(11.1)	6,134.8
Investments in receivables	46.4	-	-	46.4
Total	56,418.1	2,107.4	(11.1)	58,514.4
Less Allowance for impairment	-			-
Total	56,418.1			58,514.4
General investments				
Regular equity securities				
Domestic non-marketable equity securities	5,158.6			5,553.8
Foreign non-marketable equity securities	496.4			440.9
Total regular equity securities	5,655.0			5,994.7
Equity securities received through debt restructuring				
Domestic non-marketable equity securities				
Listed securities	3,972.4			3,992.5*
Non-listed securities	4,712.2			4,896.2
Total equity securities received through debt restructuring	8,684.6			8,888.7
Total	14,339.6			14,883.4
Add (less) Allowance for transferred of investments	(30.4)			-
Less Allowance for impairment	(2,726.1)			-
Total	11,583.1			14,883.4
Total long-term investments, net	255,076.7			260,473.3

* After changing the fair value estimation method of equity securities acquired through debt restructuring.

	THE BANK'S FINANCIAL STATEMENTS			
	2003			
	Cost/ Amortized Cost	Gross Unrealized Gains	Gross Unrealized Losses	Fair Value
Current investments				
Trading securities				
Government and state enterprise securities	2,224.3	1.8	(53.4)	2,172.7
Private enterprise debt securities	67.0	0.2	(0.3)	66.9
Total	2,291.3	2.0	(53.7)	2,239.6
Add (less) Revaluation allowance	(51.7)			-
Total	2,239.6			2,239.6
Available for sale securities				
Government and state enterprise securities	46,984.0	215.5	(0.1)	47,199.4
Private enterprise debt securities	3,640.9	62.2	(184.3)	3,518.8
Foreign debt securities	1,835.6	2.1	(0.1)	1,837.6
Total	52,460.5	279.8	(184.5)	52,555.8
Add (less) Revaluation allowance	95.3			-
Total	52,555.8			52,555.8
Held to maturity debt securities				
Government and state enterprise securities	28,680.2	166.9	-	28,847.1
Private enterprise debt securities	102.4	0.3	(0.1)	102.6
Foreign debt securities	7,569.5	5.3	(2.9)	7,571.9
Total	36,352.1	172.5	(3.0)	36,521.6
Less Allowance for impairment	-			-
Total	36,352.1			36,521.6
Total current investments, net	91,147.5			91,317.0



Million Baht

	THE BANK'S FINANCIAL STATEMENTS			
	2003			Fair Value
	Cost/ Amortized Cost	Gross Unrealized Gains	Gross Unrealized Losses	
Long-term investments				
Available for sale securities				
Government and state enterprise securities	100,085.6	3,220.8	(945.2)	102,361.2
Private enterprise debt securities	11,490.9	285.8	(114.4)	11,662.3
Foreign debt securities	66,858.9	26.3	(1,385.5)	65,499.7
Domestic marketable equity securities	4,947.9	8,701.4	(429.3)	13,220.0
Foreign marketable equity securities	1,388.3	193.3	(406.7)	1,174.9
Investments in receivables	31.6	6.4	-	38.0
Total	184,803.2	12,434.0	(3,281.1)	193,956.1
Add (less) Revaluation allowance	10,736.9			-
Less Allowance for impairment	(1,584.0)			-
Total	193,956.1			193,956.1
Held to maturity debt securities				
Government and state enterprise securities	48,112.2	1,281.2	(369.1)	49,024.3
Private enterprise debt securities	1,851.9	22.1	(0.1)	1,873.9
Foreign debt securities	1,885.5	20.0	-	1,905.5
Investments in receivables	50.7	-	-	50.7
Total	51,900.3	1,323.3	(369.2)	52,854.4
Less Allowance for impairment	-			-
Total	51,900.3			52,854.4
General investments				
Regular equity securities				
Domestic non-marketable equity securities	4,807.7			6,462.7
Foreign non-marketable equity securities	475.4			439.0
Total regular equity securities	5,283.1			6,901.7
Equity securities received through debt restructuring				
Domestic non-marketable equity securities				
Listed securities	3,515.6			3,672.1
Non-listed securities	2,993.4			4,114.5
Total equity securities received through debt restructuring	6,509.0			7,786.6
Total	11,792.1			14,688.3
Add (less) Allowance for transferred of investments	0.1			-
Less Allowance for impairment	(2,746.5)			-
Total	9,045.7			14,688.3
Total long-term investments, net	254,902.1			261,498.8

Million Baht

	THE BANK'S FINANCIAL STATEMENTS			
	2002			
	Cost/ Amortized Cost	Gross Unrealized Gains	Gross Unrealized Losses	Fair Value
Current investments				
Trading securities				
Government and state enterprise securities	991.7	19.8	-	1,011.5
Private enterprise debt securities	149.5	3.9	-	153.4
Total	1,141.2	23.7	-	1,164.9
Add (less) Revaluation allowance	23.7			-
Total	1,164.9			1,164.9
Available for sale securities				
Government and state enterprise securities	36,273.3	91.2	(0.2)	36,364.3
Private enterprise debt securities	1,261.9	18.5	-	1,280.4
Foreign debt securities	3,489.6	7.0	(6.7)	3,489.9
Total	41,024.8	116.7	(6.9)	41,134.6
Add (less) Revaluation allowance	109.8			-
Total	41,134.6			41,134.6
Held to maturity debt securities				
Government and state enterprise securities	13,497.7	481.9	-	13,979.6
Foreign debt securities	4,028.9	5.6	(2.0)	4,032.5
Total	17,526.6	487.5	(2.0)	18,012.1
Less Allowance for impairment	-			-
Total	17,526.6			18,012.1
Total current investments, net	59,826.1			60,311.6



Million Baht

	THE BANK'S FINANCIAL STATEMENTS 2002			Fair Value
	Cost/ Amortized Cost	Gross Unrealized Gains	Gross Unrealized Losses	
Long-term investments				
Available for sale securities				
Government and state enterprise securities	113,020.3	9,448.2	(6.3)	122,462.2
Private enterprise debt securities	12,217.7	710.1	(196.0)	12,731.8
Foreign debt securities	41,562.8	725.1	(5.4)	42,282.5
Domestic marketable equity securities	4,273.2	2,176.1	(932.2)	5,517.1
Foreign marketable equity securities	1,619.3	1.0	(786.3)	834.0
Investments in receivables	36.3	-	-	36.3
Total	172,729.6	13,060.5	(1,926.2)	183,863.9
Add (less) Revaluation allowance	11,176.8			-
Less Allowance for impairment	(42.5)			-
Total	183,863.9			183,863.9
Held to maturity debt securities				
Government and state enterprise securities	50,234.7	2,080.6	-	52,315.3
Private enterprise debt securities	17.9	-	-	17.9
Foreign debt securities	4,663.8	26.6	(9.9)	4,680.5
Investments in receivables	46.4	-	-	46.4
Total	54,962.8	2,107.2	(9.9)	57,060.1
Less Allowance for impairment	-			-
Total	54,962.8			57,060.1
General investments				
Regular equity securities				
Domestic non-marketable equity securities	5,148.7			5,545.1
Foreign non-marketable equity securities	479.9			396.7
Total regular equity securities	5,628.6			5,941.8
Equity securities received through debt restructuring				
Domestic non-marketable equity securities				
Listed securities	3,972.4			3,992.5*
Non-listed securities	4,712.2			4,896.2
Total equity securities received through debt restructuring	8,684.6			8,888.7
Total	14,313.2			14,830.5
Add (less) Allowance for transferred of investments	(30.4)			-
Less Allowance for impairment	(2,718.3)			-
Total	11,564.5			14,830.5
Total long-term investments, net	250,391.2			255,754.5

* After changing the fair value estimation method of equity securities acquired through debt restructuring.

Investments classified in accordance with the notification of the BOT as at December 31, 2003 and 2002 are presented in Note 4.5.8.

As at December 31, 2003, the Bank accounts for investments in the companies, in which the Bank has equal to or more than 20% holding, that were acquired through debt restructuring by the cost method because the Bank intends to hold these investments on a temporary basis. Such companies are Noble Place Co., Ltd., Better Rice Co., Ltd., Kamolkij Co., Ltd., Bumrungrad Hospital Public Co., Ltd., Thai Precision Manufacturing Co., Ltd., C.P. Plaza Co., Ltd., Thai Petrochemical Industry Public Co., Ltd., CBNP (Thailand) Co., Ltd., Bangkok Synthetics Co., Ltd., UMC Metals Co., Ltd., UB-Haworth (Thailand) Co., Ltd., Sri U-Thong Co., Ltd., Tre-atthaboon Industry Co., Ltd., Quality Inn Co., Ltd. and Srithepthai Plaschem Co., Ltd.

As at December 31, 2002, the Bank accounts for investments in the companies, in which the Bank has equal to or more than 20% holding, that were acquired through debt restructuring by the cost method because the Bank intends to hold these investments on a temporary basis. Such companies are Noble Place Co., Ltd., City Realty Co., Ltd., Better Rice Co., Ltd., Kamolkij Co., Ltd., Bumrungrad Hospital Public Co., Ltd., Thai Precision Manufacturing Co., Ltd., C.P. Plaza Co., Ltd., Thai Petrochemical Industry Public Co., Ltd., EMC Public Co., Ltd., CBNP (Thailand) Co., Ltd., Bangkok Synthetics Co., Ltd., UMC Metals Co., Ltd., UB-Haworth (Thailand) Co., Ltd., Krisdamahanakorn Public Co., Ltd., Sri U-Thong Co., Ltd., Tre-atthaboon Industry Co., Ltd. and Quality Inn Co., Ltd.

For the years ended December 31, 2003 and 2002, the Bank has set allowance for impairment of investments amounting to Baht 4,330.5 million and Baht 1,158.7 million, respectively.

For the year ended December 31, 2002, the Bank wrote off goodwill in investments in subsidiaries and associated companies amounting to Baht 1,909.3 million in the consolidated and the Bank's financial statements. However, since the Bank had previously set aside allowance for impairment amounting to Baht 1,491.8 million, the Bank thus recognized loss on goodwill written off amounting to Baht 417.6 million in the statement of income.

As at December 31, 2003 and 2002, investments in debt securities classified as held to maturity securities which were government and state enterprise securities included the non-negotiable promissory note and the right of the Bank against the promissory note from TAMC amounting to Baht 25,396.2 million and Baht 24,829.7 million, respectively.

The contractual maturity of the Bank's investments in debt securities classified as available for sale securities and held to maturity securities as at December 31, 2003 and 2002 are presented below. Expected maturities may differ from contractual maturities due to some borrowers having the right to call or prepay obligations with or without prepayment penalties.

MATURITY SCHEDULE OF DEBT SECURITIES

Million Baht

	CONSOLIDATED FINANCIAL STATEMENTS			
	2003			
	MATURITY			
	1 Year	1 to 5 Years	Over 5 Years	Total
Available for sale securities				
Government and state enterprise securities	47,013.9	68,539.5	31,597.3	147,150.7
Private enterprise debt securities	3,640.9	9,706.4	1,804.5	15,151.8
Foreign debt securities	4,314.2	36,043.0	31,964.3	72,321.5
Total	54,969.0	114,288.9	65,366.1	234,624.0
Add (less) Revaluation allowance	93.3	2,688.7	(720.0)	2,062.0
Less Allowance for impairment	-	(226.7)	(573.3)	(800.0)
Total	55,062.3	116,750.9	64,072.8	235,886.0
Held to maturity debt securities				
Government and state enterprise securities	28,690.2	15,981.8	32,130.4	76,802.4
Private enterprise debt securities	102.4	1,851.9	-	1,954.3
Foreign debt securities	8,693.9	2,441.6	123.0	11,258.5
Total	37,486.5	20,275.3	32,253.4	90,015.2
Less Allowance for impairment	-	-	-	-
Total	37,486.5	20,275.3	32,253.4	90,015.2
Total debt securities	92,548.8	137,026.2	96,326.2	325,901.2

Million Baht

	CONSOLIDATED FINANCIAL STATEMENTS			
	2002			
	MATURITY			
	1 Year	1 to 5 Years	Over 5 Years	Total
Available for sale securities				
Government and state enterprise securities	36,345.4	71,590.1	41,451.3	149,386.8
Private enterprise debt securities	1,261.9	9,745.4	2,592.7	13,600.0
Foreign debt securities	5,665.0	16,320.2	28,132.8	50,118.0
Total	43,272.3	97,655.7	72,176.8	213,104.8
Add (less) Revaluation allowance	119.8	6,126.6	4,735.5	10,981.9
Less Allowance for impairment	-	(6.5)	-	(6.5)
Total	43,392.1	103,775.8	76,912.3	224,080.2
Held to maturity debt securities				
Government and state enterprise securities	13,507.7	22,091.4	28,143.3	63,742.4
Private enterprise debt securities	-	17.4	0.5	17.9
Foreign debt securities	7,775.3	5,556.7	562.4	13,894.4
Total	21,283.0	27,665.5	28,706.2	77,654.7
Less Allowance for impairment	-	-	-	-
Total	21,283.0	27,665.5	28,706.2	77,654.7
Total debt securities	64,675.1	131,441.3	105,618.5	301,734.9

Million Baht

	THE BANK'S FINANCIAL STATEMENTS			
	2003			
	MATURITY			
	1 Year	1 to 5 Years	Over 5 Years	Total
Available for sale securities				
Government and state enterprise securities	46,984.0	68,488.3	31,597.3	147,069.6
Private enterprise debt securities	3,640.9	9,686.4	1,804.5	15,131.8
Foreign debt securities	1,835.6	34,894.6	31,964.3	68,694.5
Total	52,460.5	113,069.3	65,366.1	230,895.9
<u>Add (less) Revaluation allowance</u>	95.3	2,607.8	(720.0)	1,983.1
<u>Less Allowance for impairment</u>	-	(226.7)	(573.3)	(800.0)
Total	52,555.8	115,450.4	64,072.8	232,079.0
Held to maturity debt securities				
Government and state enterprise securities	28,680.2	15,981.8	32,130.4	76,792.4
Private enterprise debt securities	102.4	1,851.9	-	1,954.3
Foreign debt securities	7,569.5	1,762.5	123.0	9,455.0
Total	36,352.1	19,596.2	32,253.4	88,201.7
<u>Less Allowance for impairment</u>	-	-	-	-
Total	36,352.1	19,596.2	32,253.4	88,201.7
Total debt securities	88,907.9	135,046.6	96,326.2	320,280.7

Million Baht

	THE BANK'S FINANCIAL STATEMENTS			
	2002			
	MATURITY			
	1 Year	1 to 5 Years	Over 5 Years	Total
Available for sale securities				
Government and state enterprise securities	36,273.3	71,569.0	41,451.3	149,293.6
Private enterprise debt securities	1,261.9	9,625.0	2,592.7	13,479.6
Foreign debt securities	3,489.6	13,430.0	28,132.8	45,052.4
Total	41,024.8	94,624.0	72,176.8	207,825.6
<u>Add (less) Revaluation allowance</u>	109.8	5,946.7	4,735.5	10,792.0
<u>Less Allowance for impairment</u>	-	(6.5)	-	(6.5)
Total	41,134.6	100,564.2	76,912.3	218,611.1
Held to maturity debt securities				
Government and state enterprise securities	13,497.7	22,091.4	28,143.3	63,732.4
Private enterprise debt securities	-	17.4	0.5	17.9
Foreign debt securities	4,028.9	4,101.4	562.4	8,692.7
Total	17,526.6	26,210.2	28,706.2	72,443.0
<u>Less Allowance for impairment</u>	-	-	-	-
Total	17,526.6	26,210.2	28,706.2	72,443.0
Total debt securities	58,661.2	126,774.4	105,618.5	291,054.1



4.4.2 As at December 31, 2003 and 2002, the Bank had investments in subsidiaries and associated companies, net as follows :

Million Baht

Company	CONSOLIDATED FINANCIAL STATEMENTS						
	Type of Business	Securities Type	Share Capital	2003 Holding	Investment (Cost Method)	Investment (Equity Method)	Dividend Received
Associated companies							
BSL Leasing Co., Ltd.	Finance	Ordinary share	60.0	25.88%	- *	37.4	-
Processing Center Co., Ltd.	Service	Ordinary share	10.0	30.00%	3.0	144.3	4.2
WTA (Thailand) Co., Ltd.	Service	Ordinary share	0.0	24.90%	0.0	0.0	-
MC Private Equity Management PTE Ltd.	Finance	Ordinary share	2.5	30.00%	0.8	1.7	-
Thai Filament Finishing Co., Ltd.	Manufacturing	Ordinary share	194.3	46.85%	45.8*	-	-
Thai Polymer Textile Co., Ltd.	Manufacturing	Ordinary share	472.0	38.75%	0.0*	-	-
Thai Taffeta Textile Co., Ltd.	Manufacturing	Ordinary share	71.8	41.78%	24.1*	-	-
Asia Credit Public Co., Ltd.	Finance	Ordinary share and Preferred share	15,904.5	27.49%	2,446.0**	2,411.3**	-
Total					2,519.7	2,594.7	
Less Allowance for impairment					-	-	
Investments in associated companies, net					2,519.7	2,594.7	

* Net of investment diminution

** Net of goodwill amortization

Company	CONSOLIDATED FINANCIAL STATEMENTS						
	Type of Business	Securities Type	Share Capital	2002 Holding	Investment (Cost Method)	Investment (Equity Method)	Dividend Received
Associated companies							
PT BBL Danatama Finance TBK	Finance	Ordinary share	256.5	22.50%	75.1*	-	-
BSL Leasing Co., Ltd.	Finance	Ordinary share	60.0	25.88%	-*	31.5	-
Processing Center Co., Ltd.	Service	Ordinary share	10.0	30.00%	3.0	126.9	3.0
WTA (Thailand) Co., Ltd.	Service	Ordinary share	0.0	24.90%	0.0	0.0	-
MC Private Equity Management PTE Ltd.	Finance	Ordinary share	2.5	30.00%	0.8	8.3	18.0
Thai Filament Finishing Co., Ltd.	Manufacturing	Ordinary share	194.3	46.85%	45.8*	-	-
Thai Polymer Textile Co., Ltd.	Manufacturing	Ordinary share	472.0	38.75%	0.0*	-	-
Thai Taffeta Textile Co., Ltd.	Manufacturing	Ordinary share	71.8	41.78%	24.1*	-	-
Asia Credit Public Co., Ltd.	Finance	Ordinary share and Preferred share	15,904.5	27.49%	2,446.0**	2,155.7**	-
Total					2,594.8	2,322.4	
Less Allowance for impairment					-	-	
Investments in associated companies, net					2,594.8	2,322.4	

* Net of investment diminution

** Net of goodwill amortization



Company	THE BANK'S FINANCIAL STATEMENTS						
	Type of Business	Securities Type	Share Capital	2003 Holding	Investment (Cost Method)	Investment (Equity Method)	Dividend Received
Subsidiaries							
BBL (Cayman) Limited	Finance	Ordinary share	2.0	100.00%	2.0	747.1	-
Bangkok Bank Berhad	Banking	Ordinary share	2,780.2	100.00%	2,780.2	3,102.6	-
Sinnsuptawee Asset Management Co., Ltd.	Service	Ordinary share	2,500.0	100.00%	2,500.0	2,325.6	-
Bualuang Finance Co., Ltd.	Finance	Ordinary share and Preferred share	700.0	96.83%	677.8	866.1	-
BBL Asset Management Co., Ltd.	Finance	Ordinary share	100.0	50.00%	53.0	59.4	-
Bualuang Securities Co., Ltd.*	Securities	Ordinary share	250.0	1.24%	3.5	6.3	-
Associated companies							
BSL Leasing Co., Ltd.	Finance	Ordinary share	60.0	25.88%	- **	37.4	-
Processing Center Co., Ltd.	Service	Ordinary share	10.0	30.00%	3.0	144.3	4.2
WTA (Thailand) Co., Ltd.	Service	Ordinary share	0.0	24.90%	0.0	0.0	-
MC Private Equity Management PTE Ltd.	Finance	Ordinary share	2.5	30.00%	0.8	1.7	-
Thai Filament Finishing Co., Ltd.	Manufacturing	Ordinary share	194.3	46.85%	45.8**	-	-
Thai Polymer Textile Co., Ltd.	Manufacturing	Ordinary share	472.0	38.75%	0.0**	-	-
Thai Taffeta Textile Co., Ltd.	Manufacturing	Ordinary share	71.8	41.78%	24.1**	-	-
Asia Credit Public Co., Ltd.	Finance	Ordinary share and Preferred share	15,904.5	27.49%	2,446.0***	2,411.3***	-
Total					8,536.2	9,701.8	
Less Allowance for impairment					-	-	
Investments in subsidiaries and associated companies, net					8,536.2	9,701.8	

* Because a subsidiary of the Bank through indirect shareholding in Bualuang Finance Co., Ltd.

** Net of investment diminution

*** Net of goodwill amortization

Company	THE BANK'S FINANCIAL STATEMENTS						
	Type of Business	Securities Type	Share Capital	2002 Holding	Investment (Cost Method)	Investment (Equity Method)	Dividend Received
Subsidiaries							
BBL (Cayman) Limited	Finance	Ordinary share	2.0	100.00%	2.0	1,179.8	-
Bangkok Bank Berhad	Banking	Ordinary share	1,012.2	100.00%	1,012.2	1,355.9	-
Sinnsuptawee Asset Management Co., Ltd.	Service	Ordinary share	2,500.0	100.00%	2,500.0	2,324.6	-
Bualuang Finance Co., Ltd.	Finance	Ordinary share and Preferred share	700.0	96.83%	677.8	707.7	-
BBL Asset Management Co., Ltd.	Finance	Ordinary share	100.0	50.00%	53.0	53.9	-
Associated companies							
PT BBL Danatama Finance TBK	Finance	Ordinary share	256.5	22.50%	75.1*	-	-
BSL Leasing Co., Ltd.	Finance	Ordinary share	60.0	25.88%	-*	31.5	-
Processing Center Co., Ltd.	Service	Ordinary share	10.0	30.00%	3.0	126.9	3.0
WTA (Thailand) Co., Ltd.	Service	Ordinary share	0.0	24.90%	0.0	0.0	-
MC Private Equity Management PTE Ltd.	Finance	Ordinary share	2.5	30.00%	0.8	8.3	18.0
Thai Filament Finishing Co., Ltd.	Manufacturing	Ordinary share	194.3	46.85%	45.8*	-	-
Thai Polymer Textile Co., Ltd.	Manufacturing	Ordinary share	472.0	38.75%	0.0*	-	-
Thai Taffeta Textile Co., Ltd.	Manufacturing	Ordinary share	71.8	41.78%	24.1*	-	-
Asia Credit Public Co., Ltd.	Finance	Ordinary share and Preferred share	15,904.5	27.49%	2,446.0**	2,155.7**	-
Total					6,839.8	7,944.3	
Less Allowance for impairment					-	-	
Investments in subsidiaries and associated companies, net					6,839.8	7,944.3	

* Net of investment diminution

** Net of goodwill amortization



Investments which represent more than 10% of the paid-up capital and not investments in subsidiaries and associated companies are classified according to industry group, consisted of the following as at December 31, 2003 and 2002 :

Million Baht

	CONSOLIDATED FINANCIAL STATEMENTS		THE BANK'S FINANCIAL STATEMENTS	
	2003	2002	2003	2002
Agriculture and mining	-	-	-	-
Manufacturing and commercial	4,799.4	4,579.6	4,799.4	4,579.6
Real estate and construction	454.3	454.3	454.3	454.3
Utilities and services	3,344.5	2,940.9	3,344.5	2,940.9
Others	269.1	218.4	269.1	218.4
Total	8,867.3	8,193.2	8,867.3	8,193.2

Gains and losses related to investments included in statement of income for the years ended December 31, 2003 and 2002 are as follows :

Million Baht

	CONSOLIDATED FINANCIAL STATEMENTS			
	2003		2002	
	Gains	Losses	Gains	Losses
Gains (losses) on sales of trading securities	175.1	(59.1)	241.5	(33.0)
Gains (losses) on sales of available for sale securities	6,040.6	(563.8)	1,376.8	(273.8)
Gains (losses) on sales of general investment	1,554.1	(0.6)	476.3	-
Losses on sales of investments				
in subsidiaries and associated companies	-	(64.3)	-	(0.2)
Unrealized losses on revaluation of trading securities	-	(77.0)	-	(96.9)
Losses on impairment of investments	-	(1,641.5)	-	(1,158.7)
Gains on reversal of impairment of investments	-	-	24.2	-
Gains on redemption investments in receivable of available for sale securities	-	-	49.0	-
Gains (losses) on debt redemption of available for sale securities	1.6	(75.7)	-	-
Gains on capital recovery from equity securities of general investment	193.8	-	4.4	-
Loss on investment written off	-	-	-	(417.6)
Loss on loan receivable	-	(3.7)	-	-

Million Baht

	THE BANK'S FINANCIAL STATEMENTS			
	2003		2002	
	Gains	Losses	Gains	Losses
Gains (losses) on sales of trading securities	174.9	(57.2)	241.5	(33.0)
Gains (losses) on sales of available for sale securities	6,033.7	(563.8)	1,368.9	(273.6)
Gains (losses) on sales of general investment	1,554.1	(0.6)	476.3	-
Losses on sales of investment in subsidiaries and associated companies	-	(64.3)	-	(0.2)
Unrealized losses on revaluation of trading securities	-	(77.0)	-	(96.9)
Losses on impairment of investments	-	(1,641.5)	-	(1,158.7)
Gains on reversal of impairment of investments	-	-	24.2	-
Gains on redemption investments in receivable of available for sale securities	-	-	49.0	-
Gains (losses) on debt redemption of available for sale securities	1.6	(75.7)	-	-
Gains on capital recovery from equity securities of general investment	193.8	-	4.4	-
Loss on investment written off	-	-	-	(417.6)
Loss on loan receivable	-	(3.7)	-	-

For the year ended December 31, 2002, the Bank reversed impairment of certain investments of overseas branches since there were indications that the impairment losses recognized for investments in the prior years has decreased or no longer exist.

As at December 31, 2003, the Bank had investments in 26 companies whose going concern are uncertain or unlisted companies whose financial positions and operations are the same as companies that are under SET delisting criteria amounting to cost value of Baht 260.5 million. These companies had net book value totaling Baht 0.7 million. The Bank had set aside allowance for impairment of these investments amounting to Baht 259.8 million.

As at December 31, 2002, the Bank had investments in 32 companies whose going concern are uncertain or unlisted companies whose financial positions and operations are the same as companies that are under SET delisting criteria amounting to cost value of Baht 749.5 million. These companies had net book value totaling Baht 182.7 million. The Bank had set aside allowance for impairment of these investments amounting to Baht 566.8 million.

As at December 31, 2003, the Bank had investments in 18 listed companies that are under SET delisting criteria amounting to Baht 3,683.5 million with the fair value of Baht 3,784.9 million. However, the fair value of some investment is lower than book value. Therefore, the Bank had set aside allowance for impairment of these investments amounting to Baht 78.5 million.

As at December 31, 2002, the Bank had investments in 16 listed companies that are under SET delisting criteria amounting to Baht 4,145.8 million with the fair value of Baht 4,144.6 million. However, the fair value of some investment is lower than book value. Therefore, the Bank had set aside allowance for impairment of these investments amounting to Baht 29.5 million.

4.5 Loans and accrued interest receivable

4.5.1 Classified by product as at December 31, 2003 and 2002 :

Million Baht

	CONSOLIDATED FINANCIAL STATEMENTS		THE BANK'S FINANCIAL STATEMENTS	
	2003	2002	2003	2002
Overdrafts	88,117.1	87,063.2	87,199.1	86,067.5
Loans	588,606.7	593,810.7	585,250.0	591,218.9
Bills	174,959.4	157,172.8	176,639.6	153,583.0
Hire purchase receivables	31.6	30.3	-	-
Others	435.1	43.7	-	-
Total	852,149.9	838,120.7	849,088.7	830,869.4
<u>Less</u> Unearned discounts	(249.5)	(266.9)	(229.9)	(247.0)
Total	851,900.4	837,853.8	848,858.8	830,622.4
<u>Add</u> Accrued interest receivable	1,046.8	1,473.4	1,032.3	1,459.1
<u>Less</u> Allowance for doubtful accounts	(124,590.0)	(138,137.3)	(124,032.4)	(137,529.8)
Revaluation allowance For debt restructuring	(11,346.5)	(13,224.3)	(11,346.5)	(13,224.3)
Total	717,010.7	687,965.6	714,512.2	681,327.4

4.5.2 Classified by remaining maturity as at December 31, 2003 and 2002 :

Million Baht

	CONSOLIDATED FINANCIAL STATEMENTS		THE BANK'S FINANCIAL STATEMENTS	
	2003	2002	2003	2002
Up to 1 year*	502,866.5	522,741.8	502,215.2	516,698.0
Over 1 year	349,283.4	315,378.9	346,873.5	314,171.4
Total	852,149.9	838,120.7	849,088.7	830,869.4
<u>Less</u> Unearned discounts	(249.5)	(266.9)	(229.9)	(247.0)
Total	851,900.4	837,853.8	848,858.8	830,622.4
<u>Add</u> Accrued interest receivable	1,046.8	1,473.4	1,032.3	1,459.1
Total	852,947.2	839,327.2	849,891.1	832,081.5

* Including past-due contracts

4.5.3 Classified by currency and customer's residence as at December 31, 2003 and 2002 :

Million Baht

	CONSOLIDATED FINANCIAL STATEMENTS					
	2003			2002		
	Domestic	Foreign	Total	Domestic	Foreign	Total
BAHT	721,919.9	5,983.1	727,903.0	710,729.2	5,662.3	716,391.5
USD	31,982.2	51,049.0	83,031.2	34,752.5	54,102.2	88,854.7
Others	11,635.7	29,580.0	41,215.7	4,877.1	27,997.4	32,874.5
	<u>765,537.8</u>	<u>86,612.1</u>	<u>852,149.9</u>	<u>750,358.8</u>	<u>87,761.9</u>	<u>838,120.7</u>
Less Unearned discounts			(249.5)			(266.9)
Total			851,900.4			837,853.8
Add Accrued interest receivable			1,046.8			1,473.4
Total			<u>852,947.2</u>			<u>839,327.2</u>

Million Baht

	THE BANK'S FINANCIAL STATEMENTS					
	2003			2002		
	Domestic	Foreign	Total	Domestic	Foreign	Total
BAHT	727,459.2	5,983.0	733,442.2	708,675.1	5,662.3	714,337.4
USD	31,982.2	50,964.3	82,946.5	34,752.5	54,071.6	88,824.1
Others	8,323.9	24,376.1	32,700.0	4,877.1	22,830.8	27,707.9
	<u>767,765.3</u>	<u>81,323.4</u>	<u>849,088.7</u>	<u>748,304.7</u>	<u>82,564.7</u>	<u>830,869.4</u>
Less Unearned discounts			(229.9)			(247.0)
Total			848,858.8			830,622.4
Add Accrued interest receivable			1,032.3			1,459.1
Total			<u>849,891.1</u>			<u>832,081.5</u>

4.5.4 Classified by business type and in accordance with the notification of the BOT as at December 31, 2003 and 2002 :

Million Baht

	CONSOLIDATED FINANCIAL STATEMENTS					
	2003					
	Normal	Special Mentioned	Substandard	Doubtful	Doubtful of loss	Total
Agriculture and mining	12,558.0	858.8	712.5	485.8	4,619.9	19,235.0
Manufacturing and commercial	380,916.7	12,298.3	11,647.3	55,397.8	66,153.2	526,413.3
Real estate and construction	46,299.9	7,233.5	3,000.9	653.5	19,516.0	76,703.8
Utilities and services	81,561.0	1,716.7	4,213.3	1,673.4	14,638.3	103,802.7
Housing loans	47,037.1	1,452.7	1,414.4	1,310.9	17,469.3	68,684.4
Others	45,942.2	2,861.2	2,051.6	725.7	5,730.0	57,310.7
	614,314.9	26,421.2	23,040.0	60,247.1	128,126.7	852,149.9
<u>Less</u> Unearned discounts						(249.5)
Total						851,900.4
<u>Add</u> Accrued interest receivable						1,046.8
Total						852,947.2

Million Baht

	CONSOLIDATED FINANCIAL STATEMENTS					
	2002					
	Normal	Special Mentioned	Substandard	Doubtful	Doubtful of loss	Total
Agriculture and mining	12,019.1	572.6	872.5	1,343.5	4,841.0	19,648.7
Manufacturing and commercial	393,667.6	12,300.8	11,422.3	14,485.1	84,766.4	516,642.2
Real estate and construction	42,677.3	7,636.0	5,224.0	1,709.8	31,563.5	88,810.6
Utilities and services	68,040.8	2,708.3	1,595.7	2,454.6	20,083.0	94,882.4
Housing loans	37,650.4	1,448.5	1,871.5	1,498.7	20,755.9	63,225.0
Others	39,603.4	3,283.6	1,580.6	735.1	9,709.1	54,911.8
	593,658.6	27,949.8	22,566.6	22,226.8	171,718.9	838,120.7
<u>Less</u> Unearned discounts						(266.9)
Total						837,853.8
<u>Add</u> Accrued interest receivable						1,473.4
Total						839,327.2

Million Baht

	THE BANK'S FINANCIAL STATEMENTS					
	2003					
	Normal	Special Mentioned	Substandard	Doubtful	Doubtful of loss	Total
Agriculture and mining	12,090.7	837.3	712.5	485.8	4,605.9	18,732.2
Manufacturing and commercial	376,685.4	12,154.6	11,645.7	55,393.9	65,702.8	521,582.4
Real estate and construction	45,244.8	7,163.4	2,999.7	642.5	19,447.7	75,498.1
Utilities and services	81,066.5	1,704.0	4,205.6	1,673.4	14,635.4	103,284.9
Housing loans	46,445.2	1,431.2	1,402.8	1,295.0	17,394.5	67,968.7
Others	50,681.5	2,847.7	2,050.4	724.2	5,718.6	62,022.4
	612,214.1	26,138.2	23,016.7	60,214.8	127,504.9	849,088.7
<u>Less</u> Unearned discounts						(229.9)
Total						848,858.8
<u>Add</u> Accrued interest receivable						1,032.3
Total						849,891.1

Million Baht

	THE BANK'S FINANCIAL STATEMENTS					
	2002					
	Normal	Special Mentioned	Substandard	Doubtful	Doubtful of loss	Total
Agriculture and mining	11,600.5	572.6	872.5	1,343.5	4,824.4	19,213.5
Manufacturing and commercial	389,949.8	11,995.5	11,413.8	14,471.7	84,496.3	512,327.1
Real estate and construction	42,087.1	7,555.1	5,214.0	1,700.9	31,414.0	87,971.1
Utilities and services	67,605.2	2,706.6	1,595.6	2,454.6	20,050.4	94,412.4
Housing loans	37,128.0	1,430.2	1,856.2	1,483.0	20,687.8	62,585.2
Others	39,135.4	3,256.9	1,577.2	734.8	9,655.8	54,360.1
	587,506.0	27,516.9	22,529.3	22,188.5	171,128.7	830,869.4
<u>Less</u> Unearned discounts						(247.0)
Total						830,622.4
<u>Add</u> Accrued interest receivable						1,459.1
Total						832,081.5

As at December 31, 2003 and 2002, the Bank had impaired loans in accordance with the BOT's definition (See Note 4.2) amounting to Baht 210,845.6 million and Baht 215,985.9 million, respectively.



4.5.5 As at December 31, 2003 and 2002, classified loans and allowance for doubtful accounts in accordance with the notification of the BOT are as follows :

Million Baht

	CONSOLIDATED FINANCIAL STATEMENTS			
	2003			
	Loans and Accrued Interest Receivables	Loans and Accrued Interest Receivables Net of Collateral Permitted by BOT	% Required per BOT	Provision Recorded by the Bank
Normal	615,175.2	291,357.0	1	2,913.6
Special mentioned	26,571.4	5,845.0	2	116.8
Substandard	23,073.5	9,629.3	20	1,925.6
Doubtful	60,249.9	43,395.5	50	21,701.8
Doubtful of loss	128,126.7	60,386.5	100	60,386.5
Total	853,196.7	410,613.3		87,044.3
Less Unearned discounts	(249.5)			
Add Allowance for doubtful accounts which exceed minimum provision required by the BOT				37,461.0
Total	852,947.2			124,505.3*

Million Baht

	CONSOLIDATED FINANCIAL STATEMENTS			
	2002			
	Loans and Accrued Interest Receivables	Loans and Accrued Interest Receivables Net of Collateral Permitted by BOT	% Required per BOT	Provision Recorded by the Bank
Normal	594,755.7	296,158.0	1	2,961.6
Special mentioned	28,244.9	5,875.8	2	117.5
Substandard	22,647.7	3,883.4	20	776.7
Doubtful	22,226.8	7,969.4	50	3,984.7
Doubtful of loss	171,719.0	83,039.0	100	83,039.0
Total	839,594.1	396,925.6		90,879.5
Less Unearned discounts	(266.9)			
Add Allowance for doubtful accounts which exceed minimum provision required by the BOT				47,115.4
Total	839,327.2			137,994.9**

* Excluding allowance for doubtful accounts for legal expense paid in advance amounting to Baht 84.6 million. (See Note 4.6)

** Excluding allowance for doubtful accounts for legal expense paid in advance amounting to Baht 142.4 million. (See Note 4.6)

Million Baht

	THE BANK'S FINANCIAL STATEMENTS			
	2003			
	Loans and Accrued Interest Receivables	Loans and Accrued Interest Receivables Net of Collateral Permitted by BOT	% Required per BOT	Provision Recorded by the Bank
Normal	613,061.3	292,890.5	1	2,928.9
Special mentioned	26,287.2	5,761.5	2	115.2
Substandard	23,050.2	9,626.0	20	1,925.2
Doubtful	60,217.4	43,388.7	50	21,694.4
Doubtful of loss	127,504.9	59,931.8	100	59,931.8
Total	850,121.0	411,598.5		86,595.5
Less Unearned discounts	(229.9)			
Add Allowance for doubtful accounts which exceed minimum provision required by the BOT				37,352.2
Total	849,891.1			123,947.7*

Million Baht

	THE BANK'S FINANCIAL STATEMENTS			
	2002			
	Loans and Accrued Interest Receivables	Loans and Accrued Interest Receivables Net of Collateral Permitted by BOT	% Required per BOT	Provision Recorded by the Bank
Normal	588,589.3	291,975.0	1	2,919.8
Special mentioned	27,811.6	5,660.8	2	113.2
Substandard	22,610.3	3,869.7	20	774.0
Doubtful	22,188.5	7,952.5	50	3,976.2
Doubtful of loss	171,128.8	82,686.0	100	82,686.0
Total	832,328.5	392,144.0		90,469.2
Less Unearned discounts	(247.0)			
Add Allowance for doubtful accounts which exceed minimum provision required by the BOT				46,918.2
Total	832,081.5			137,387.4**

* Excluding allowance for doubtful accounts for legal expense paid in advance amounting to Baht 84.6 million. (See Note 4.6)

** Excluding allowance for doubtful accounts for legal expense paid in advance amounting to Baht 142.4 million. (See Note 4.6)

4.5.6 As at December 31, 2003 and 2002, the Bank and subsidiaries have loans and accrued interest receivables to companies with certain financial positions and results of operation problems as defined in the SET's guidelines, regarding quality of assets and related party transactions, dated July 17, 1998, for which the Bank has provided an allowance for the related doubtful accounts in the caption of loan and accrued interest receivables, as follows :

Million Baht

	CONSOLIDATED FINANCIAL STATEMENTS				
	2003				
	No. of Companies	Outstanding Balance	Collateral Value	Provision Required by the BOT	Provision Recorded by the Bank
Financial institutions ordered closed	8	817.6	-	817.6	817.6
Financial institutions taken control and ordered to decrease and increase capital by the BOT	-	-	-	-	-
Listed companies identified for delisting	18	22,749.5	3,565.9	4,366.4	4,366.4
Total	26	23,567.1	3,565.9	5,184.0	5,184.0

Million Baht

	CONSOLIDATED FINANCIAL STATEMENTS				
	2002				
	No. of Companies	Outstanding Balance	Collateral Value	Provision Required by the BOT	Provision Recorded by the Bank
Financial institutions ordered closed	8	817.2	-	817.2	817.2
Financial institutions taken control and ordered to decrease and increase capital by the BOT	-	-	-	-	-
Listed companies identified for delisting	27	24,276.7	3,257.5	703.9	703.9
Total	35	25,093.9	3,257.5	1,521.1	1,521.1

Million Baht

	THE BANK'S FINANCIAL STATEMENTS				
	2003				
	No. of Companies	Outstanding Balance	Collateral Value	Provision Required by the BOT	Provision Recorded by the Bank
Financial institutions ordered closed	8	817.6	-	817.6	817.6
Financial institutions taken control and ordered to decrease and increase capital by the BOT	-	-	-	-	-
Listed companies identified for delisting	18	22,749.5	3,565.9	4,366.4	4,366.4
Total	26	23,567.1	3,565.9	5,184.0	5,184.0

Million Baht

	THE BANK'S FINANCIAL STATEMENTS				
	2002				
	No. of Companies	Outstanding Balance	Collateral Value	Provision Required by the BOT	Provision Recorded by the Bank
Financial institutions ordered closed	8	817.2	-	817.2	817.2
Financial institutions taken control and ordered to decrease and increase capital by the BOT	-	-	-	-	-
Listed companies identified for delisting	27	24,276.7	3,257.5	703.9	703.9
Total	35	25,093.9	3,257.5	1,521.1	1,521.1

4.5.7 Transfer of assets to Thai Asset Management Corporation (TAMC)

On October 12, 2001, the Bank has entered into the Asset Transfer Agreement (the Agreement) with TAMC in order to transfer the impaired assets of the Bank including all rights over the assets securing such assets as at December 31, 2000, as well as any other related rights or contingencies of the Bank against those debtors pursuant to the terms and conditions of the Agreement and the applicable provisions of the Royal Ordinance establishing TAMC B.E. 2544 (TAMC Law). The price payable by TAMC to the Bank for such impaired assets transferred shall be the value of collateral of such loan but shall not exceed the book value of the loan less the allowance for doubtful accounts as at the transfer date which has been set aside pursuant to the notification of the Bank of Thailand. TAMC will make payments for assets transferred after preliminary confirmation of the transfer price by issuing a non-negotiable promissory note which is given aval by the Financial Institutions Development Fund (FIDF), to be due at the end of 10 years from the date of issuance. Such promissory note may be redeemable by TAMC prior to its maturity. The interest rate shall be the weighted average rate of deposits as defined in the Agreement and shall be determined on a quarterly basis. The interest accrued shall be payable by TAMC to the Bank annually by issuing to the Bank a non-negotiable promissory note which is given aval by the FIDF, to be due at the end of one year from the date of issuance.

The Bank and TAMC agreed to recognize any profits or losses arising from the management of the impaired assets at the end of the fifth and the tenth year starting from July 1, 2001. The profits or losses shall be calculated based on all accumulated asset recoveries on cash basis up to the date of calculation of such profits or losses less the transfer costs and other operating expenses incurred by TAMC including all interest paid by TAMC to the Bank.

In the case whereby profits are realized, the first portion of the profits, not exceeding 20% of the transfer price of the impaired assets transferred to TAMC, will be allocated to the Bank and TAMC at 50% each. The second portion of the profits will be given to the Bank at the amount such that when included with the first profit portion shall not exceed the difference between the book value of the impaired assets of the Bank and the transfer price of such assets transferred to TAMC. The residual amount of the second profit portion will be given to TAMC. In the case whereby losses are realized, the first portion of the losses will be borne by the Bank but not exceeding 20% of the transfer price of the impaired assets transferred to TAMC. The second portion of the losses, not exceeding 20% of the transfer price of the impaired assets transferred to TAMC, will be allocated to the Bank and TAMC at 50% each. The residual amount of the second losses portion will be borne by TAMC.



The Bank has transferred impaired assets at the net amount of loan, after deducting the allowance for doubtful accounts set aside pursuant to the notification of the Bank of Thailand from the date that the Bank has entered into the Agreement until as at December 31, 2003 amounting to Baht 25,396.2 million, and for the year ended December 31, 2003, the Bank has transferred impaired assets amounting to Baht 81.8 million to TAMC. In addition, TAMC had revised up the balance of assets transferred prior to 2003 in the net amount of Baht 484.7 million. Subsequent transfers of impaired assets will occur pursuant to the conditions stated in the Agreement.

The Bank has transferred impaired assets at the net amount of loan after deducting the allowance for doubtful accounts set aside pursuant to the notification of the Bank of Thailand from the date that the Bank has entered into the Agreement until as at December 31, 2002 and for the year ended December 31, 2002, amounting to Baht 24,829.7 million and Baht 2,372.6 million to TAMC, respectively.

As at December 31, 2003 and 2002, the Bank received promissory notes from TAMC relating to certain portions of transferred impaired assets amounting to Baht 23,485.2 million and Baht 18,880.6 million, respectively.

4.5.8 As at December 31, 2003 and 2002, assets classified in accordance with the notification of the BOT are as follows :

Million Baht					
	CONSOLIDATED FINANCIAL STATEMENTS				
	2003				
	Loans and Accrued Interest Receivables	Investments	Properties Foreclosed	Other Assets	Total
Normal	615,175.2	-	-	148.4	615,323.6
Special mentioned	26,571.4	-	-	22.2	26,593.6
Substandard	23,073.5	-	-	17.9	23,091.4
Doubtful	60,249.9	-	-	42.8	60,292.7
Doubtful of loss	128,126.7	6,151.5	1,670.9	1,866.3	137,815.4
Loss	-	-	-	-	-
Total	853,196.7	6,151.5	1,670.9	2,097.6	863,116.7
<u>Less</u> Unearned discounts	(249.5)				
Total	852,947.2				

Million Baht

	CONSOLIDATED FINANCIAL STATEMENTS				
	2002				
	Loans and Accrued Interest Receivables	Investments	Properties Foreclosed	Other Assets	Total
Normal	594,755.7	-	-	160.5	594,916.2
Special mentioned	28,244.9	-	-	19.8	28,264.7
Substandard	22,647.7	-	-	26.4	22,674.1
Doubtful	22,226.8	-	-	51.7	22,278.5
Doubtful of loss	171,719.0	4,634.0	1,656.2	2,175.1	180,184.3
Loss	-	-	-	-	-
Total	839,594.1	4,634.0	1,656.2	2,433.5	848,317.8
Less Unearned discounts	(266.9)				
Total	839,327.2				

Million Baht

	THE BANK'S FINANCIAL STATEMENTS				
	2003				
	Loans and Accrued Interest Receivables	Investments	Properties Foreclosed	Other Assets	Total
Normal	613,061.3	-	-	148.3	613,209.6
Special mentioned	26,287.2	-	-	22.0	26,309.2
Substandard	23,050.2	-	-	17.8	23,068.0
Doubtful	60,217.4	-	-	42.8	60,260.2
Doubtful of loss	127,504.9	6,142.7	1,503.8	1,863.1	137,014.5
Loss	-	-	-	-	-
Total	850,121.0	6,142.7	1,503.8	2,094.0	859,861.5
Less Unearned discounts	(229.9)				
Total	849,891.1				



Million Baht

	THE BANK'S FINANCIAL STATEMENTS				
	2002				
	Loans and Accrued Interest Receivables	Investments	Properties Foreclosed	Other Assets	Total
Normal	588,589.3	-	-	160.4	588,749.7
Special mentioned	27,811.6	-	-	19.2	27,830.8
Substandard	22,610.3	-	-	26.3	22,636.6
Doubtful	22,188.5	-	-	51.7	22,240.2
Doubtful of loss	171,128.8	4,627.4	1,491.6	2,170.7	179,418.5
Loss	-	-	-	-	-
Total	832,328.5	4,627.4	1,491.6	2,428.3	840,875.8
<u>Less</u> Unearned discounts	(247.0)				
Total	832,081.5				

4.5.9 Troubled debt restructurings

Details of the restructured debts of the Bank for the years ended December 31, 2003 and 2002, classified into the restructuring methods are as follows :

Million Baht

Restructuring Method	THE BANK'S FINANCIAL STATEMENTS			
	2003			
	Cases	Outstanding Debt before Restructuring	Type of Transferred Assets	Fair Value
Asset transfer	425	4,470.2	Land, building, machinery, condominium, share capital	2,300.7
Debt-equity conversion	12	497.3	Share capital	490.9
Debt restructuring in various forms	19,182	90,612.3		
Total	19,619	95,579.8		

The weighted average tenure of the above-mentioned restructuring is 2.0 years and the total debt outstanding after debt restructuring is Baht 95,278.4 million.

Million Baht

Restructuring Method	THE BANK'S FINANCIAL STATEMENTS			
	Cases	Outstanding Debt before Restructuring	Type of Transferred Assets	Fair Value
Asset transfer	217	4,272.4	Land, building, machinery, share capital, leasehold	3,570.1
Debt-equity conversion	20	1,699.3	Share capital	1,691.9
Debt restructuring in various forms	20,956	60,989.7		
Total	21,193	66,961.4		

The weighted average tenure of the above-mentioned restructuring is 1.9 years and the total debt outstanding after debt restructuring is Baht 66,252.6 million.

For the years ended December 31, 2003 and 2002, the Bank recognized interest income from restructured debts amounting to Baht 10,415.3 million and Baht 13,293.3 million, respectively.

As at December 31, 2003 and 2002, the Bank had balance of loan to restructured debtors amounting to Baht 234,145.0 million and Baht 261,869.9 million, respectively.

Consolidated disclosures for troubled debt restructurings which occurred during the years ended December 31, 2003 and 2002 have not been provided, as such information is not significantly different than the above disclosures relating to the Bank for the years then ended.

4.6 Allowance for doubtful accounts

Allowance for doubtful accounts consisted of the following as at December 31, 2003 and 2002 :

Million Baht

	CONSOLIDATED FINANCIAL STATEMENTS						
	Normal	Special Mentioned	Substandard	Doubtful	Doubtful of Loss	Allowance for Doubtful Accounts in Excess of The BOT's Minimum Requirement	Total
Balance brought forward	2,963.1	117.9	781.9	3,996.1	83,164.4	47,113.9	138,137.3
Doubtful accounts	10.9	0.7	1,144.8	17,706.9	(22,655.6)	2,707.9	(1,084.4)
Bad debt recovered	-	-	-	-	(10.7)	433.2	422.5
Bad debt written off	-	-	-	-	(23.0)	(10,614.2)	(10,637.2)
Others	(4.8)	(1.7)	(0.7)	(0.7)	(5.0)	(2,235.3)	(2,248.2)
Balance carried forward	2,969.2	116.9	1,926.0	21,702.3	60,470.1	37,405.5	124,590.0



Million Baht

	CONSOLIDATED FINANCIAL STATEMENTS						
	2002						
	Normal	Special Mentioned	Substandard	Doubtful	Doubtful of Loss	Allowance for Doubtful Accounts in Excess of The BOT's Minimum Requirement	Total
Balance brought forward	2,489.2	193.9	1,864.7	8,723.5	465.0	44,406.2	58,142.5
Doubtful accounts	475.4	4.4	(1,081.0)	6.3	16.7	(7,559.3)	(8,137.5)
Bad debt recovered	-	-	-	-	(9.5)	230.3	220.8
Bad debt written off	(1.5)	(4.4)	(1.8)	(3.5)	131.3	(2,959.5)	(2,839.4)
Others	-	(76.0)	-	(4,730.2)	82,560.9	12,996.2	90,750.9
Balance carried forward	2,963.1	117.9	781.9	3,996.1	83,164.4	47,113.9	138,137.3

Million Baht

	THE BANK'S FINANCIAL STATEMENTS						
	2003						
	Normal	Special Mentioned	Substandard	Doubtful	Doubtful of Loss	Allowance for Doubtful Accounts in Excess of The BOT's Minimum Requirement	Total
Balance brought forward	2,921.4	113.6	779.0	3,987.7	82,809.9	46,918.2	137,529.8
Doubtful accounts	7.7	1.7	1,146.5	17,707.2	(22,794.5)	2,791.2	(1,140.2)
Bad debt recovered	-	-	-	-	-	433.2	433.2
Bad debt written off	-	-	-	-	-	(10,582.5)	(10,582.5)
Others	-	-	-	-	-	(2,207.9)	(2,207.9)
Balance carried forward	2,929.1	115.3	1,925.5	21,694.9	60,015.4	37,352.2	124,032.4

Million Baht

	THE BANK'S FINANCIAL STATEMENTS						
	2002						
	Normal	Special Mentioned	Substandard	Doubtful	Doubtful of Loss	Allowance for Doubtful Accounts in Excess of The BOT's Minimum Requirement	Total
Balance brought forward	2,456.5	190.7	1,864.1	8,718.8	-	44,204.6	57,434.7
Doubtful accounts	464.9	-	(1,085.1)	-	-	(7,565.4)	(8,185.6)
Bad debt recovered	-	-	-	-	-	230.3	230.3
Bad debt written off	-	-	-	-	-	(2,707.9)	(2,707.9)
Others	-	(77.1)	-	(4,731.1)	82,809.9	12,756.6	90,758.3
Balance carried forward	2,921.4	113.6	779.0	3,987.7	82,809.9	46,918.2	137,529.8

As at December 31, 2003, the allowance for doubtful accounts of Baht 124,590.0 million and Baht 124,032.4 million in the consolidated and the Bank's financial statements, respectively, include an allowance for doubtful accounts for legal expense paid in advance of Baht 84.6 million.

As at December 31, 2002, the allowance for doubtful accounts of Baht 138,137.3 million and Baht 137,529.8 million in the consolidated and the Bank's financial statements, respectively, include an allowance for doubtful accounts for legal expense paid in advance of Baht 142.4 million.

As at December 31, 2003 and 2002, the Bank had established allowance for doubtful accounts in excess of the minimum level required by the BOT's guideline as described in Note 3.6 since the Bank takes into consideration potential additional loss from the debtors not being able to perform according to the lending agreements.

For the years ended December 31, 2003 and 2002 collateral supporting significant loans were reappraised by either independent appraisers approved by the BOT or internal appraisers of the Bank and the subsidiaries. For collateral valuation, the Bank followed the notification of the BOT regarding worthless or irrecoverable assets or assets with doubtful value of recoverability dated February 28, 2003 and February 18, 2002, respectively, in that up to 90% of appraised value is deducted from the debtor's balance before provision for collateral that have been marked to market or appraised within 12 months. For collateral that are less frequently appraised, up to 50% deduction is applied.

For debtors with balance of less than Baht 5 million, up to 90% of the appraised value of collaterals is deducted from the debtor's balance before provision if the collateral have been marked to market or appraised within 36 months. For collateral that are less frequently appraised, up to 50% deduction is applied.

For the years ended December 31, 2003 and 2002, the Bank classified its assets and provisions for loan losses using guidelines in the BOT's Notification on the subject of worthless or irrecoverable assets and assets with doubtful value of recoverability dated February 28, 2003 and February 18, 2002, respectively.



4.7 Revaluation allowance for debt restructuring

Revaluation allowance for debt restructuring as at December 31, 2003 and 2002 are as follows :

Million Baht

	CONSOLIDATED FINANCIAL STATEMENTS		THE BANK'S FINANCIAL STATEMENTS	
	2003	2002	2003	2002
Balance brought forward	13,224.3	11,118.7	13,224.3	11,104.8
Increase during the period	4,050.1	7,728.2	4,050.1	7,728.2
Write off/ decrease during the period	(5,927.9)	(5,622.6)	(5,927.9)	(5,608.7)
Balance carried forward	11,346.5	13,224.3	11,346.5	13,224.3

4.8 Properties foreclosed, net

Properties foreclosed consisted of the following as at December 31, 2003 and 2002 :

Million Baht

Type of properties foreclosed	CONSOLIDATED FINANCIAL STATEMENTS			
	2003			
	Balance Brought Forward	Additions	Disposals	Balance Carried Forward
Assets from debt repayment				
Immovable assets	35,137.9	5,129.9	(3,244.6)	37,023.2
Movable assets	881.9	91.9	(232.0)	741.8
Total	36,019.8	5,221.8	(3,476.6)	37,765.0
Others	-	125.5	-	125.5
Total properties foreclosed	36,019.8	5,347.3	(3,476.6)	37,890.5
Less Allowance for impairment	(2,278.7)	(2,184.2)	267.0	(4,195.9)
Total properties foreclosed, net	33,741.1	3,163.1	(3,209.6)	33,694.6

Million Baht

Type of properties foreclosed	CONSOLIDATED FINANCIAL STATEMENTS			
	2002			
	Balance Brought Forward	Additions	Disposals	Balance Carried Forward
Assets from debt repayment				
Immovable assets	32,391.2	4,719.6	(1,972.9)	35,137.9
Movable assets	787.7	141.9	(47.7)	881.9
Total properties foreclosed	33,178.9	4,861.5	(2,020.6)	36,019.8
Less Allowance for impairment	(1,298.1)	(1,103.5)	122.9	(2,278.7)
Total properties foreclosed, net	31,880.8	3,758.0	(1,897.7)	33,741.1

Million Baht

Type of properties foreclosed	THE BANK'S FINANCIAL STATEMENTS			
	2003			
	Balance Brought Forward	Additions	Disposals	Balance Carried Forward
Assets from debt repayment				
Immovable assets	32,837.9	5,072.3	(8,834.2)	29,076.0
Movable assets	881.9	91.9	(232.0)	741.8
Total	33,719.8	5,164.2	(9,066.2)	29,817.8
Others	-	125.5	-	125.5
Total properties foreclosed	33,719.8	5,289.7	(9,066.2)	29,943.3
Less Allowance for impairment	(2,114.1)	(2,165.8)	344.5	(3,935.4)
Total properties foreclosed, net	31,605.7	3,123.9	(8,721.7)	26,007.9

Million Baht

Type of properties foreclosed	THE BANK'S FINANCIAL STATEMENTS			
	2002			
	Balance Brought Forward	Additions	Disposals	Balance Carried Forward
Assets from debt repayment				
Immovable assets	29,926.4	4,661.6	(1,750.1)	32,837.9
Movable assets	787.7	141.9	(47.7)	881.9
Total properties foreclosed	30,714.1	4,803.5	(1,797.8)	33,719.8
Less Allowance for impairment	(1,183.4)	(1,033.1)	102.4	(2,114.1)
Total properties foreclosed, net	29,530.7	3,770.4	(1,695.4)	31,605.7

Properties foreclosed classified in accordance with the notification of the BOT as at December 31, 2003 and 2002 are presented in Note 4.5.8.

4.9 Premises and equipment, net

Premises and equipment consisted of the following as at December 31, 2003 and 2002 :

Million Baht

	CONSOLIDATED FINANCIAL STATEMENTS				
	Land	Premises	Equipment	Others	Total
Opening amount					
Cost	7,205.4	8,659.2	15,789.4	892.0	32,546.0
Appraisal increase (year 2000 and year 2002)	10,209.4	15,204.3	-	-	25,413.7
Appraisal decrease (year 2000 and year 2002)	(989.0)	(509.3)	-	-	(1,498.3)
<u>Less</u> Accumulated depreciation - cost	-	(4,415.7)	(12,604.3)	-	(17,020.0)
<u>Less</u> Accumulated depreciation - appraisal increase	-	(9,413.5)	-	-	(9,413.5)
Net opening amount	16,425.8	9,525.0	3,185.1	892.0	30,027.9
Additions/acquisitions - cost	-	7.6	2,011.7	1,101.5	3,120.8
Disposals/transfers - cost	(220.8)	(2.6)	(4,512.4)	(423.9)	(5,159.7)
Disposals/transfers - appraisal increase	(8.4)	-	-	-	(8.4)
Disposals/transfers - appraisal decrease	76.7	-	-	-	76.7
Depreciation for the period - cost	-	(332.3)	(1,285.0)	-	(1,617.3)
Depreciation for the period - appraisal increase	-	(668.3)	-	-	(668.3)
Accumulated depreciation - disposals - cost	-	2.6	4,321.1	-	4,323.7
Exchange rate adjustments	(31.8)	(11.0)	(12.1)	-	(54.9)
Total	16,241.5	8,521.0	3,708.4	1,569.6	30,040.5
Closing amount					
Cost	6,952.8	8,616.8	13,238.2	1,569.6	30,377.4
Appraisal increase (year 2000 and year 2002)	10,201.0	15,204.3	-	-	25,405.3
Appraisal decrease (year 2000 and year 2002)	(912.3)	(509.3)	-	-	(1,421.6)
<u>Less</u> Accumulated depreciation - cost	-	(4,709.1)	(9,529.8)	-	(14,238.9)
<u>Less</u> Accumulated depreciation - appraisal increase	-	(10,081.7)	-	-	(10,081.7)
Net closing amount	16,241.5	8,521.0	3,708.4	1,569.6	30,040.5

Million Baht

	CONSOLIDATED FINANCIAL STATEMENTS				
	2002				
	Land	Premises	Equipment	Others	Total
Opening amount					
Cost	7,179.4	8,540.1	14,440.1	730.0	30,889.6
Appraisal increase (year 2000)	10,281.5	15,131.8	-	-	25,413.3
Appraisal decrease (year 2000)	(989.0)	(522.4)	-	-	(1,511.4)
Less Accumulated depreciation - cost	-	(4,051.9)	(11,686.6)	-	(15,738.5)
Less Accumulated depreciation - appraisal increase	-	(8,741.6)	-	-	(8,741.6)
Net opening amount	16,471.9	10,356.0	2,753.5	730.0	30,311.4
Additions/acquisitions - cost	-	86.9	1,587.4	784.4	2,458.7
Appraisal increase	-	335.1	-	-	335.1
Appraisal decrease					
- charge against previous appraisal increase	-	(89.5)	-	-	(89.5)
Appraisal increase					
- charge against previous appraisal decrease	-	13.1	-	-	13.1
Disposals/transfers - cost	(6.5)	(12.7)	(244.2)	(622.4)	(885.8)
Disposals/transfers - appraisal increase	(72.2)	(173.1)	-	-	(245.3)
Depreciation for the period - cost	-	(345.7)	(1,148.6)	-	(1,494.3)
Depreciation for the period - appraisal increase	-	(654.0)	-	-	(654.0)
Accumulated depreciation - disposals - cost	-	12.7	232.6	-	245.3
Accumulated depreciation - disposals					
- appraisal increase	-	123.8	-	-	123.8
Accumulated depreciation - appraisal increase	-	(141.7)	-	-	(141.7)
Exchange rate adjustments	32.6	14.1	4.4	-	51.1
Total	16,425.8	9,525.0	3,185.1	892.0	30,027.9
Closing amount					
Cost	7,205.4	8,659.2	15,789.4	892.0	32,546.0
Appraisal increase (year 2000 and year 2002)	10,209.4	15,204.3	-	-	25,413.7
Appraisal decrease (year 2000 and year 2002)	(989.0)	(509.3)	-	-	(1,498.3)
Less Accumulated depreciation - cost	-	(4,415.7)	(12,604.3)	-	(17,020.0)
Less Accumulated depreciation - appraisal increase	-	(9,413.5)	-	-	(9,413.5)
Net closing amount	16,425.8	9,525.0	3,185.1	892.0	30,027.9

	THE BANK'S FINANCIAL STATEMENTS				
	2003				Total
	Land	Premises	Equipment	Others	
Opening amount					
Cost	7,197.1	8,519.2	15,600.8	892.0	32,209.1
Appraisal increase (year 2000 and year 2002)	10,209.4	15,204.3	-	-	25,413.7
Appraisal decrease (year 2000 and year 2002)	(989.0)	(509.3)	-	-	(1,498.3)
Less Accumulated depreciation - cost	-	(4,357.8)	(12,507.1)	-	(16,864.9)
Less Accumulated depreciation - appraisal increase	-	(9,413.5)	-	-	(9,413.5)
Net opening amount	16,417.5	9,442.9	3,093.7	892.0	29,846.1
Additions/acquisitions - cost	-	7.6	1,967.8	1,099.3	3,074.7
Disposals/transfers - cost	(220.6)	(2.0)	(4,481.1)	(423.9)	(5,127.6)
Disposals/transfers - appraisal increase	(8.4)	-	-	-	(8.4)
Disposals/transfers - appraisal decrease	76.7	-	-	-	76.7
Depreciation for the period - cost	-	(330.5)	(1,251.7)	-	(1,582.2)
Depreciation for the period - appraisal increase	-	(668.3)	-	-	(668.3)
Accumulated depreciation - disposals - cost	-	2.0	4,312.7	-	4,314.7
Exchange rate adjustments	(31.2)	(4.3)	(11.4)	-	(46.9)
Total	16,234.0	8,447.4	3,630.0	1,567.4	29,878.8
Closing amount					
Cost	6,945.3	8,488.7	13,041.5	1,567.4	30,042.9
Appraisal increase (year 2000 and year 2002)	10,201.0	15,204.3	-	-	25,405.3
Appraisal decrease (year 2000 and year 2002)	(912.3)	(509.3)	-	-	(1,421.6)
Less Accumulated depreciation - cost	-	(4,654.6)	(9,411.5)	-	(14,066.1)
Less Accumulated depreciation - appraisal increase	-	(10,081.7)	-	-	(10,081.7)
Net closing amount	16,234.0	8,447.4	3,630.0	1,567.4	29,878.8

Million Baht

	THE BANK'S FINANCIAL STATEMENTS				
	2002				
	Land	Premises	Equipment	Others	Total
Opening amount					
Cost	7,170.8	8,396.5	14,277.5	730.0	30,574.8
Appraisal increase (year 2000)	10,281.5	15,131.8	-	-	25,413.3
Appraisal decrease (year 2000)	(989.0)	(522.4)	-	-	(1,511.4)
Less Accumulated depreciation - cost	-	(3,994.3)	(11,610.6)	-	(15,604.9)
Less Accumulated depreciation - appraisal increase	-	(8,741.6)	-	-	(8,741.6)
Net opening amount	16,463.3	10,270.0	2,666.9	730.0	30,130.2
Additions/acquisitions - cost	-	86.9	1,543.3	784.4	2,414.6
Appraisal increase	-	335.1	-	-	335.1
Appraisal decrease					
- charge against previous appraisal increase	-	(89.5)	-	-	(89.5)
Appraisal increase					
- charge against previous appraisal decrease	-	13.1	-	-	13.1
Disposals/transfers - cost	(6.5)	(12.7)	(227.4)	(622.4)	(869.0)
Disposals/transfers - appraisal increase	(72.2)	(173.1)	-	-	(245.3)
Depreciation for the period - cost	-	(343.9)	(1,114.4)	-	(1,458.3)
Depreciation for the period - appraisal increase	-	(654.0)	-	-	(654.0)
Accumulated depreciation - disposals - cost	-	12.7	220.7	-	233.4
Accumulated depreciation - disposals					
- appraisal increase	-	123.8	-	-	123.8
Accumulated depreciation - appraisal increase	-	(141.7)	-	-	(141.7)
Exchange rate adjustments	32.9	16.2	4.6	-	53.7
Total	16,417.5	9,442.9	3,093.7	892.0	29,846.1
Closing amount					
Cost	7,197.1	8,519.2	15,600.8	892.0	32,209.1
Appraisal increase (year 2000 and year 2002)	10,209.4	15,204.3	-	-	25,413.7
Appraisal decrease (year 2000 and year 2002)	(989.0)	(509.3)	-	-	(1,498.3)
Less Accumulated depreciation - cost	-	(4,357.8)	(12,507.1)	-	(16,864.9)
Less Accumulated depreciation - appraisal increase	-	(9,413.5)	-	-	(9,413.5)
Net closing amount	16,417.5	9,442.9	3,093.7	892.0	29,846.1

4.10 Deposits

4.10.1 Classified by product as at December 31, 2003 and 2002 :

Million Baht

	CONSOLIDATED FINANCIAL STATEMENTS		THE BANK'S FINANCIAL STATEMENTS	
	2003	2002	2003	2002
Demand	48,287.1	37,736.4	47,531.8	37,116.7
Savings	462,953.1	380,444.5	462,985.3	380,380.2
Fixed				
Up to 6 months	431,001.2	464,596.1	430,055.6	463,725.0
6 months-less than 1 year	30,396.4	39,092.8	29,091.7	37,976.0
1 year and over	149,465.1	147,520.0	144,670.1	142,904.3
Negotiable certificates of deposit	1,191.2	1,304.6	575.4	562.4
Total	1,123,294.1	1,070,694.4	1,114,909.9	1,062,664.6

4.10.2 Classified by remaining maturity as at December 31, 2003 and 2002 :

Million Baht

	CONSOLIDATED FINANCIAL STATEMENTS		THE BANK'S FINANCIAL STATEMENTS	
	2003	2002	2003	2002
Up to 1 year	1,109,120.9	1,053,544.7	1,101,436.5	1,046,017.6
Over 1 year	14,173.2	17,149.7	13,473.4	16,647.0
Total	1,123,294.1	1,070,694.4	1,114,909.9	1,062,664.6

4.10.3 Classified by currency and customer's residence as at December 31, 2003 and 2002 :

Million Baht

	CONSOLIDATED FINANCIAL STATEMENTS					
	2003			2002		
	Domestic	Foreign	Total	Domestic	Foreign	Total
BAHT	1,001,559.3	32,306.1	1,033,865.4	949,335.2	28,342.3	977,677.5
USD	6,710.1	37,491.5	44,201.6	14,166.0	42,112.6	56,278.6
Others	10,115.6	35,111.5	45,227.1	3,019.8	33,718.5	36,738.3
Total	1,018,385.0	104,909.1	1,123,294.1	966,521.0	104,173.4	1,070,694.4

Million Baht

	THE BANK'S FINANCIAL STATEMENTS					
	2003			2002		
	Domestic	Foreign	Total	Domestic	Foreign	Total
BAHT	999,166.6	32,306.1	1,031,472.7	947,316.0	28,342.3	975,658.3
USD	6,673.6	37,491.4	44,165.0	14,125.3	42,111.2	56,236.5
Others	10,076.2	29,196.0	39,272.2	2,980.2	27,789.6	30,769.8
Total	1,015,916.4	98,993.5	1,114,909.9	964,421.5	98,243.1	1,062,664.6

4.11 Interbank and money market items (liabilities)

Interbank and money market items (liabilities) consisted of the following as at December 31, 2003 and 2002 :

Million Baht

	CONSOLIDATED FINANCIAL STATEMENTS					
	2003			2002		
	Demand	Time	Total	Demand	Time	Total
Domestic Items						
Bank of Thailand and Financial Institutions						
Development Fund	12.9	2,996.8	3,009.7	-	127.3	127.3
Commercial banks	792.8	-	792.8	462.9	84.6	547.5
Other banks	327.6	178.8	506.4	383.7	239.7	623.4
Finance companies, Finance and securities companies, Securities companies and Credit foncier companies	3,863.2	86.9	3,950.1	910.5	47.3	957.8
Other financial institutions	2,125.9	140.4	2,266.3	1,824.6	55.8	1,880.4
Total domestic items	7,122.4	3,402.9	10,525.3	3,581.7	554.7	4,136.4
Foreign Items						
USD	1,453.8	9,381.3	10,835.1	433.0	6,587.8	7,020.8
JPY	5.8	3,595.6	3,601.4	22.5	6,318.6	6,341.1
Others	1,906.5	4,732.3	6,638.8	1,526.7	2,277.8	3,804.5
Total foreign items	3,366.1	17,709.2	21,075.3	1,982.2	15,184.2	17,166.4
Total domestic and foreign items	10,488.5	21,112.1	31,600.6	5,563.9	15,738.9	21,302.8

Million Baht

	THE BANK'S FINANCIAL STATEMENTS					
	2003			2002		
	Demand	Time	Total	Demand	Time	Total
Domestic Items						
Bank of Thailand and Financial Institutions						
Development Fund	12.9	2,996.8	3,009.7	-	127.3	127.3
Commercial banks	667.8	-	667.8	462.9	84.6	547.5
Other banks	327.6	178.8	506.4	383.7	239.7	623.4
Finance companies, Finance and securities companies, Securities companies and Credit foncier companies	3,938.1	46.9	3,985.0	963.3	47.3	1,010.6
Other financial institutions	2,125.9	46.9	2,172.8	1,824.6	55.8	1,880.4
Total domestic items	7,072.3	3,269.4	10,341.7	3,634.5	554.7	4,189.2
Foreign Items						
USD	1,495.4	16,136.9	17,632.3	457.6	9,344.3	9,801.9
JPY	6.3	3,595.6	3,601.9	24.1	6,318.6	6,342.7
Others	1,919.8	4,670.6	6,590.4	1,544.5	2,118.2	3,662.7
Total foreign items	3,421.5	24,403.1	27,824.6	2,026.2	17,781.1	19,807.3
Total domestic and foreign items	10,493.8	27,672.5	38,166.3	5,660.7	18,335.8	23,996.5

4.12 Borrowings

4.12.1 Classified by types of securities and sources of fund as at December 31, 2003 and 2002 :

Million Baht

	CONSOLIDATED FINANCIAL STATEMENTS					
	2003			2002		
	Domestic	Foreign	Total	Domestic	Foreign	Total
Unsecured subordinated notes	37,030.0	29,519.5	66,549.5	42,090.0	32,171.4	74,261.4
Less Master Investments Agreement	(34,500.0)	-	(34,500.0)	(34,500.0)	-	(34,500.0)
Subordinated convertible bonds	21,620.0	9,768.0	31,388.0	21,620.0	9,768.0	31,388.0
Less Discount on borrowings	(11,385.0)	(8,926.2)	(20,311.2)	(16,445.0)	(10,419.4)	(26,864.4)
Total	12,765.0	30,361.3	43,126.3	12,765.0	31,520.0	44,285.0

Million Baht

	THE BANK'S FINANCIAL STATEMENTS					
	2003			2002		
	Domestic	Foreign	Total	Domestic	Foreign	Total
Unsecured subordinated notes	37,030.0	29,519.5	66,549.5	42,090.0	32,171.4	74,261.4
Less Master Investments Agreement	(34,500.0)	-	(34,500.0)	(34,500.0)	-	(34,500.0)
Subordinated convertible bonds	21,620.0	9,768.0	31,388.0	21,620.0	9,768.0	31,388.0
Less Discount on borrowings	(11,385.0)	(8,926.2)	(20,311.2)	(16,445.0)	(10,419.4)	(26,864.4)
Total	12,765.0	30,361.3	43,126.3	12,765.0	31,520.0	44,285.0

4.12.2 Classified by types of securities, currency, maturity and interest rate as at December 31, 2003 and 2002 :

Million Baht

Types	CONSOLIDATED FINANCIAL STATEMENTS					
	Currency	Maturity	Interest Rate	Amount		
				2003	2002	
Short-term borrowings						
Unsecured subordinated notes (Notes 4.13 and 4.18)	THB	2003 - 2004	None	2,530.0	5,060.0	
Subordinated convertible bonds (Notes 4.14 and 4.18)	THB	2004	4.589%	9,768.0	-	
	THB	2004	None	2,530.0	-	
Less Discount on borrowings				(896.9)	(703.7)	
Total short-term borrowings				13,931.1	4,356.3	
Long-term borrowings						
Unsecured subordinated notes (Notes 4.13 and 4.18)	USD	2005 - 2029	7.25% - 9.025%	29,519.5	32,171.4	
	THB	2004	None	-	2,530.0	
	THB	Perpetual	15.00%*	34,500.0	34,500.0	
Less Master Investment Agreement				(34,500.0)	(34,500.0)	
Subordinated convertible bonds (Notes 4.14 and 4.18)	THB	2004	4.589%	-	9,768.0	
	THB	2004 - 2006	None	19,090.0	21,620.0	
Less Discount on borrowings				(19,414.3)	(26,160.7)	
Total long-term borrowings				29,195.2	39,928.7	
Total				43,126.3	44,285.0	

* Interest will be paid only when the Bank has paid dividend on preferred shares.

Million Baht

Types	THE BANK'S FINANCIAL STATEMENTS				
	Currency	Maturity	Interest Rate	Amount	
				2003	2002
Short-term borrowings					
Unsecured subordinated notes (Notes 4.13 and 4.18)	THB	2003 - 2004	None	2,530.0	5,060.0
Subordinated convertible bonds (Notes 4.14 and 4.18)	THB	2004	4.589%	9,768.0	-
	THB	2004	None	2,530.0	-
<u>Less Discount on borrowings</u>				(896.9)	(703.7)
Total short-term borrowings				13,931.1	4,356.3
Long-term borrowings					
Unsecured subordinated notes (Notes 4.13 and 4.18)	USD	2005 - 2029	7.25% - 9.025%	29,519.5	32,171.4
	THB	2004	None	-	2,530.0
	THB	Perpetual	15.00%*	34,500.0	34,500.0
<u>Less Master Investment Agreement</u>				(34,500.0)	(34,500.0)
Subordinated convertible bonds (Notes 4.14 and 4.18)	THB	2004	4.589%	-	9,768.0
	THB	2004 - 2006	None	19,090.0	21,620.0
<u>Less Discount on borrowings</u>				(19,414.3)	(26,160.7)
Total long-term borrowings				29,195.2	39,928.7
Total				43,126.3	44,285.0

4.13 Unsecured subordinated notes

On March 29, 1995, the shareholders passed a resolution for the Bank to issue and offer unsecured subordinated notes for sale to foreign and/or domestic markets in the amount not exceeding Baht 15,000 million or its equivalent in other currencies with a maturity of not exceeding 30 years. The Board of Directors was authorized to proceed with the issue.

- On June 22, 1995, the Board of Directors passed a resolution for the Bank to issue and offer unsecured subordinated notes. On September 18, 1995, the Bank issued US\$ 300 million of unsecured subordinated notes for sale to foreign investors with a maturity of 10 years at a coupon of 7.25% p.a.
- On December 21, 1995, the Board of Directors passed a resolution for the Bank to issue and offer unsecured subordinated notes. On March 25, 1996, the Bank issued US\$ 150 million of unsecured subordinated notes for sale to foreign investors with a maturity of 20 years at a coupon of 8.25% p.a.

On April 2, 1996, the shareholders passed a resolution for the Bank to issue and offer unsecured subordinated notes for sale to foreign and/or domestic markets in the amount not exceeding US\$ 400 million or its equivalent in other currencies with a maturity of not exceeding 30 years. The Board of Directors was authorized to proceed with the issue. On August 27, 1996, the Board of Directors passed a resolution for the Bank to issue and offer unsecured subordinated notes. On January 21, 1997, the Bank issued US\$ 300 million of unsecured subordinated notes for sale to foreign investors with a maturity of 30 years at a coupon of 8.375% p.a.

On January 28, 1999, the Bank issued US\$ 266.9 million of unsecured subordinated notes due 2007 with a maturity of 8 years at a coupon of 8.75% p.a. for sale to foreign investors in exchange for the Bank's existing 7.25% unsecured subordinated notes due 2005 being redeemed before their maturity, which was approved by the BOT. The Bank also issued US\$ 449.8 million of unsecured subordinated notes due 2029 with a maturity of 30 years at a coupon of 9.025% p.a. for sale to foreign investors in exchange for the

* Interest will be paid only when the Bank has paid dividend on preferred shares.

Bank's existing 8.25% unsecured subordinated notes due 2016 and existing 8.375% unsecured subordinated notes due 2027 being redeemed before their maturity, which was approved by the BOT. Since TAS do not provide accounting guidance for the extinguishment of debt, this transaction was accounted for as an extinguishment of debt under the International Financial Reporting Standard (IFRS). As a result, the Bank recognized in the 1999 statement of income, a gain of US\$ 259.0 million (Baht 9,503.5 million), the difference between the market price of the notes being redeemed, which is lower than the par value. The Bank recorded the book value of the unsecured subordinated notes due 2007 and the unsecured subordinated notes due 2029 in the amount of US\$ 177.5 million (Baht 6,543.1 million) and US\$ 258.7 million (Baht 9,535.1 million). The difference between the book value and the redemption value of the notes will be amortized on a monthly basis throughout the life of the notes. (See Note 4.12) The Bank paid in cash additional benefit to the unsecured subordinated note holders amounting to Baht 388.4 million.

On November 15, 1999, the Bank redeemed US\$ 0.5 million of 7.25% unsecured subordinated notes due 2005 before their maturity, which was approved by the BOT.

On August 30, 2002, the Bank redeemed US\$ 4.75 million of 7.25% unsecured subordinated notes due 2005 before their maturity, which was approved by the BOT.

4.14 Subordinated convertible bonds

On January 13, 1994, the shareholders passed a resolution for the Bank to issue and offer subordinated convertible bonds for sale to foreign markets in the amount not exceeding US\$ 500 million with a maturity of 10 years and a conversion period within 10 years, and to reserve 60 million ordinary shares to accommodate the conversion right. The Board of Directors was authorized to proceed with the issue. On January 25, 1994, the Board of Directors passed a resolution for the Bank to issue subordinated convertible bonds. On March 3, 1994, the Bank issued US\$ 400 million of subordinated convertible bonds with a maturity of 10 years at a coupon of 3.25% p.a. and conversion price of Baht 230 per share at the exchange rate of US\$ 1 to Baht 25.28 on the condition that the Bank may convert the bonds before maturity. The bondholders have the right to convert the bonds into ordinary shares from May 24, 1994 onwards.

On January 29, 1999, the Bank amended the terms and conditions of the subordinated convertible bonds by increasing the coupon from 3.25% p.a. to 4.589% p.a. which have been approved by the trustee. This transaction was accounted as an extinguishment of debt under the IFRS, since TAS do not provide accounting guidance for the extinguishment of debt. The amended bonds were recorded at Baht 5,778.4 million, which was the fair value at the date of issuance. The difference between the book value and the redemption value of the bonds will be amortized on a monthly basis throughout the life of the bonds. As a result, the Bank recognized a gain of Baht 3,816.6 million in the 1999 statement of income. (See Note 4.12)

On April 5, 2000, the shareholders passed a resolution for the Bank to allocate 11,495,694 ordinary shares, to be reserved additionally for the exercise of the subordinated convertible bonds.

From May 24, 1994 until December 31, 2003, the bondholders have exercised the right to convert the bonds into ordinary shares totaling 1,495,694 shares. As at December 31, 2003 the outstanding number of shares reserved to accommodate the conversion right totaled 70 million shares. (See Note 4.19)

4.15 Convertible bonds

On April 2, 1996, the shareholders passed a resolution for the Bank to issue and offer subordinated convertible bonds and/or convertible bonds for sale to foreign and/or domestic markets in the amount not exceeding US\$ 400 million or its equivalent in other currencies with maturity not exceeding 10 years, and resolved to reserve 50 million ordinary shares to accommodate for such convertible bonds. The Board of Directors was authorized to proceed with the issue. On June 17, 1996, the Board of Directors passed a resolution for the Bank to issue and offer convertible bonds. On August 7, 1996, the Bank issued US\$ 350 million of convertible bonds

with a maturity of 10 years at a coupon of 1.50% p.a. and conversion price of Baht 270 per share at the exchange rate of US\$ 1 to Baht 25.28 for sale to foreign investors. The bonds will be mandatorily redeemed at a premium at the end of year 5 subject to the terms and conditions as stated in the offering circular. The bondholders have the right to convert the bonds into ordinary shares from September 16, 1996 onwards. (See Note 4.12) The Bank has entered into interest rate swap contracts in order to hedge the risk of redemption at the end of year 5 should the above mentioned terms and conditions are met. (See Note 4.31)

On April 5, 2000, the shareholders passed a resolution for the Bank to allocate 10 million ordinary shares, to be reserved additionally for the exercise of the convertible bonds.

From September 16, 1996 until December 31, 2003, the bondholders have not exercised the right to convert the bonds into ordinary shares. As at December 31, 2003 the outstanding number of shares reserved to accommodate the conversion right totaled 60 million shares. (See Note 4.19)

4.16 Bonds

On April 5, 2000, the shareholders passed a resolution for the Bank to issue subordinated bonds and/or unsubordinated bonds and/or perpetual bonds, both subordinated and unsubordinated, and/or subordinated convertible bonds and/or convertible bonds (together "the Bonds") in an amount not exceeding US\$ 3,000 million or its equivalent in other currencies, offered and sold in foreign and/or domestic markets. The subordinated bonds and/or unsubordinated bonds shall have a maturity of not exceeding 100 years. The subordinated convertible bonds and/or convertible bonds shall have a maturity of not exceeding 30 years, and the amount of not exceeding US\$ 1,000 million or its equivalent in other currencies. The shareholders also approved the allocation of 292 million ordinary shares, to be reserved additionally with 208 million ordinary shares which remain unexercised, totaling 500 million ordinary shares to accommodate the conversion right of the subordinated convertible bonds and/or convertible bond holders. (See Note 4.19)

4.17 Medium Term Note Program

On March 26, 1997, the shareholders passed a resolution for the Bank to issue and offer bonds including subordinated bonds and unsubordinated bonds under the Medium Term Note Program in an amount of not exceeding US\$ 1,500 million or its equivalent in other currencies. The bonds shall have a maturity of not exceeding 30 years and be offered and sold in foreign and/or domestic markets. The Bank may be given the right to redeem the bonds prior to their maturity and/or the bondholders may be given the right to call the Bank to redeem the bonds prior to their maturity in accordance with the condition of the bonds. The Board of Directors was authorized to proceed with the issue.

On August 28, 1997, the Board of Directors passed a resolution to give the authority to the Executive Board to consider and make decision, in respect of regulations, conditions and other details for the issue and offering of the bonds.

4.18 Capital Augmented Preferred Securities

On April 2, 1999, the Bank issued Capital Augmented Preferred Securities (CAPS) to Bualuang CAPS Fund, with a minimum return of 11.00% p.a. and a maximum return of 22.25% p.a., payable quarterly, whereby the Bank issued two groups of securities and received proceeds of Baht 46,000 million.

The first group of securities consisted of 345,000 shares of non-cumulative Class A preferred shares (Preferred Shares) with a par value of Baht 10 per share and 345,000 units of subordinated perpetual bonds cum preferred shares (Group 1 Subordinated Bonds) with a par value of Baht 100,000 per unit. The dividend paid on the Preferred Shares is non-cumulative, and the unpaid dividend for any year will not be carried forward to the subsequent years. If the Bank declares dividend on the ordinary shares, the Bank has to pay a dividend of Baht 1 (one) per share on the Preferred Shares as long as the Bank still pays interest on these Bonds in full on each due date or when the liquidation preference is reduced to equal the par value of the Preferred Shares. If the Bank has not paid interest on these bonds in full on each due date, the Bank will pay the dividend on the Preferred Shares an amount equal the interest on these



bonds less the amount of interest already paid in such year. The Group 1 Subordinated Bonds have a coupon of 15.00% p.a., payable semi-annually, the interest will be paid only when the Bank has paid dividend on the Preferred Shares. The unpaid interest for any year will not be carried forward to the subsequent year. The Bank may redeem the Group 1 Subordinated Bonds subject to the approval by the BOT under the following conditions.

- on or after 5 years from the issue date; or
- the Preferred Shares Cum Group 1 Subordinated Bonds can no longer be counted as Tier 1 capital; or
- the interests on the Group 1 Subordinated Bonds are no longer tax deductible; or
- the Bank can raise an equivalent or greater amount of fund to replace the Group 1 Subordinated Bonds; or if the

Bank's Tier 1 capital ratio, after the redemption of these Bonds, exceeds the minimum ratio stipulated by the BOT.

The Master Investment Agreement has terms and conditions relating to the transfer of shares, redemption of the bonds, reduction of liquidation preference of the preferred shares, payment to the preferred shareholders as specified in the Articles of Association of the Bank, and ratio of conversion into the Bank's ordinary share of the preferred share at 1:1.

The second group of securities issued consisted of 469,200 units of discounted zero coupon subordinated bonds and subordinated convertible bonds with a par value of Baht 100,000 per unit. The total issuance price of such bonds was Baht 11,500 million. The bonds serially mature in 29 groups. Bond groups 1 to 20 serially mature at intervals of 3 months and mature within 3 months to 5 years. Each Bond groups has a par value of Baht 1,265 million.

Bond groups 21-28 consisted of discounted subordinated convertible bonds that have a par value of Baht 1,265 million per group. These convertible bonds have a maturity between 5 years 3 months and 7 years with a maturity interval of 3 months. Bond group 29 with a par value of Baht 11,500 million, has maturity of 7 years.

The Bank has the option to call all of the Bonds in the second group (groups 21-29) on or after 5 years from the date of issue at the accreted value. Upon redemption the Bond groups 21-29 may be converted into the Bank's ordinary shares at Baht 100 per share as outlined in the terms and conditions. The Bank has reserved 115 million ordinary shares to accommodate such conversion right. On April 5, 2000, the shareholders passed a resolution for the Bank to allocate 35 million ordinary shares, to be reserved additionally to accommodate such conversion right.

As at December 31, 2003 the outstanding number of shares reserved to accommodate the conversion right totaled 150 million shares. (See Note 4.19)

According to the ICAAT's interpretation of accounting standard No.3 on the issue of compound financial instruments by financial institutions, (See Note 3.16) in summary, the first group of securities should be separated into 3 parts : 1) liabilities 2) premium on preferred shares and 3) preferred shares. However, since the amount categorized as premium on preferred shares (Baht 15.2 million) is not material, it was included as liabilities in the balance sheets. As at December 31, 2003 and 2002, the presentation of the first group of securities is as follows :

Subordinated bonds cum preferred shares	Baht	34,496,550,000
Preferred shares	Baht	3,450,000

Had the Bank accounted for the first group of Securities in accordance with the shareholder's resolution, which was approved by the BOT and registered with the Department of Commercial Registration on April 16, 1999, the presentation in the balance sheets as at December 31, 2003 and 2002 would be as follows :

Preferred shares	Baht	3,450,000
Premium on preferred shares	Baht	34,496,550,000

4.19 Share capital

As at December 31, 2002, the Bank had registered share capital of Baht 40,000,000,000, divided into 4,000,000,000 shares with par value of Baht 10 each, comprising of ordinary shares and preferred shares as follows :

4.19.1 3,998,000,000 ordinary shares, consisting of :

- 1,466,495,694 ordinary shares which are issued and paid-up,
- 1,551,504,306 unissued ordinary shares which shall be allocated for offer and sale to general public, including the existing shareholders and the beneficial owners of the shares held by the custodian or by any other similar arrangements and may be issued and offered for sale in foreign markets and/or domestic markets in full amount or in part overtime,
- 70,000,000 unissued ordinary shares which are reserved for the exercise of conversion right of the subordinated convertible bonds, which had already been issued (See Note 4.14),
- 60,000,000 unissued ordinary shares which are reserved for the exercise of conversion right of the convertible bonds, which had already been issued (See Note 4.15),
- 150,000,000 unissued ordinary shares which are reserved for the exercise of conversion right of the subordinated convertible bonds of CAPS, which had already been issued (See Note 4.18),
- 500,000,000 unissued ordinary shares which are reserved for the exercise of conversion right of the subordinated convertible bonds and/or convertible bonds, which remain unissued (See Note 4.16),
- 200,000,000 unissued ordinary shares which are reserved for the exercise of right to purchase ordinary shares of the warrants, which remain unissued. (See Note 4.20)

4.19.2 1,000,000 Class A preferred shares, consisting of :

- 345,000 Class A preferred shares which are issued and paid-up,
- 655,000 unissued Class A preferred shares which may be offered and sold in foreign markets and/or domestic markets, and may be offered and sold in conjunction with subordinated bonds.

4.19.3 1,000,000 unissued Class B preferred shares which may be offered and sold in foreign markets and/or domestic markets, and may be offered and sold in conjunction with subordinated bonds and/or unsubordinated bonds and/or subordinated convertible bonds and/or convertible bonds.

In the quarter ended December 31, 2003, the Bank had allocated 384,349,800 unissued ordinary shares for offer and sale to general public, consisting of a domestic offering of 202,531,600 shares and an international offering of 181,818,200 shares. The Bank had registered the change in paid-up share capital with the Ministry of Commerce on December 22, 2003. The Bank had allocated 57,652,400 unissued ordinary shares, upon a greenshoe option exercised by the lead underwriter who is an over-allotment agent, which comprise of 30,379,700 ordinary shares issued to Thai shareholders and 27,272,700 ordinary shares issued to foreign shareholders; and the Bank had registered the change in paid-up share capital with the Ministry of Commerce on December 31, 2003. After the registrations of all changes in paid-up share capital, the number of the issued and paid-up shares changed from 1,466,495,694 shares to 1,908,497,894 shares, and the number of the unissued ordinary shares allocated for offer and sale to general public changed from 1,551,504,306 shares to 1,109,502,106 shares.



As at December 31, 2003 and 2002, the registered shares and their allocations are as follows :

Type	Number of Registered Shares	Description	Allocation	
			2003	2002
Ordinary share	3,998,000,000	Shares issued	1,908,497,894	1,466,495,694
		Share allocated for sale in the future	1,109,502,106	1,551,504,306
		Share reserved for the exercise of right of the subordinated convertible bonds (See Note 4.14)	70,000,000	70,000,000
		Share reserved for the exercise of right of the convertible bonds (See Note 4.15)	60,000,000	60,000,000
		Share reserved for the exercise of right of the subordinated convertible bonds of CAPS (See Note 4.18)	150,000,000	150,000,000
		Share reserved for the exercise of right of the convertible bonds, which remain unissued (See Note 4.16)	500,000,000	500,000,000
		Share reserved for the exercise of right of the warrants, which remain unissued (See Note 4.20)	200,000,000	200,000,000
Class A				
preferred shares	1,000,000	Shares issued	345,000	345,000
		Share allocated for sale in the future	655,000	655,000
Class B				
preferred shares	1,000,000	Share allocated for sale in the future	1,000,000	1,000,000
Total	4,000,000,000		4,000,000,000	4,000,000,000

The Class A preferred shares and Class B preferred shares confer the following rights on the holders as follows :

1) Upon liquidation or bankruptcy of the Bank, any amount remaining after payment of all debts and liabilities of the Bank shall be divided and shared among the holders of Class A preferred shares and/or the holders of Class B preferred shares in priority to the holders of ordinary shares but pari passu with the holders of Class A preferred shares or the holders of Class B preferred shares, as the case may be, in proportion to the number of the preferred shares held by each holder thereof, in an amount equal to the first offering price of the preferred shares.

2) On the redemption date of the Bank's debentures which are offered simultaneously with the preferred shares, the Bank will pay to the holders of the preferred shares an amount equal to the first offered price of the preferred shares minus the par value of such preferred shares. The liquidation or bankruptcy preference under clause 1) shall be reduced to an amount equal to the par value of the preferred shares, and the preferred shares shall be converted in to ordinary shares.

3) The holder of the preferred shares shall have preferential right to receive dividends in respect of the preferred shares in each year in priority to the holders of ordinary shares at the following rate :

In case of Class A preferred shares

- At the rate of 1 Baht per share, in the event that the Bank has paid interest on the subordinated debentures which are offered simultaneously with Class A preferred shares in full as specified in its terms and conditions or in the event that the subordinated debentures have been redeemed, and
- At the rate equal to an amount of interest on the subordinated debentures which are offered simultaneously with Class A preferred shares as specified in its terms and conditions minus an interest amount on the subordinated debentures paid in that fiscal year,

In case of Class B preferred shares

- At the fixed rate determined when Class B preferred shares have firstly been issued, but not less than 1 Baht per share and not more than 20% of the first offered price of Class B preferred shares.

4) Each of preferred shares shall carry the right to one vote, equal to that of an ordinary share, at the meeting of the shareholders of the Bank.

The reconciliation of weighted average number of share are as follows :

	Number of Share Issued	Accumulated Number of Shares Outstanding	From	To	Number of Days	Weighted Average Number of Shares
Beginning balance		1,466,495,694	January 1, 2003	December 21, 2003	355	1,426,317,730
Ordinary shares, to be offered and sold to general public	384,349,800	1,850,845,494	December 22, 2003	December 30, 2003	9	45,637,286
Ordinary shares, to be offered and sold to selling agents and underwriters	57,652,400	1,908,497,894	December 31, 2003	December 31, 2003	1	5,228,761
Total					365	1,477,183,777

Capital fund as at December 31, 2003 and 2002 are as follows :

	Million Baht	
	2003	2002
Tier 1 capital		
Issued and paid-up share capital and premium on share capital	135,706.7	98,906.7
Legal reserve	11,544.8	11,544.8
Other reserve	63,266.9	63,266.9
Net income (loss) after appropriation	(107,634.5)	(116,113.7)
	102,883.9	57,604.7
Tier 2 capital		
Unrealized increment per land appraisal	6,870.6	6,871.5
Unrealized increment per premises appraisal	2,401.8	2,736.0
Provision for normal assets	2,987.6	2,949.5
Unrealized gain (net) on equity security revaluation-available for sale	3,979.2	-
Long-term subordinated debt instruments		
Subordinated convertible bonds	797.9	2,748.0
Unsecured subordinated notes	16,194.9	19,380.0
Less Debt instrument in excess of 50% of Tier 1 capital	-	-
	33,232.0	34,685.0
Total	136,115.9	92,289.7

The Bank of Thailand regulation requires that banks registered in Thailand maintain a ratio of capital fund to assets and contingencies of not less than 8.5% and that Tier 1 capital must not be less than 4.25% of such assets and contingencies.

As at December 31, 2003 and 2002, capital adequacy ratios maintained by the Bank in accordance with the notification of the BOT are as follows :

	Percentage	
	2003	2002
Total capital	15.9	11.5
Tier 1 capital	12.0	7.2
Tier 2 capital	3.9	4.3

4.20 Warrants

On April 5, 2000, the shareholders passed a resolution to cancel 100 million units of warrants with a maturity of not exceeding 5 years, which was approved by the shareholders on March 18, 1999, and remain unissued. The shareholders passed a resolution for the Bank to issue up to 200 million units of warrants with a maturity of not exceeding 10 years, to be offered and sold in foreign and/or domestic markets. The shareholders also approved to allocate 100 million ordinary shares, to be reserved additionally with 100 million ordinary shares which remain unexercised, totaling 200 million ordinary shares, to accommodate the exercise right of the warrant holders. (See Note 4.19)

4.21 The establishment of Special Purpose Vehicle to issue capital securities

On April 21, 1998, the shareholders passed a resolution for the Bank to establish Special Purpose Vehicle (SPV) to issue capital securities in the amount not exceeding US\$ 1,000 million or its equivalent in other currencies, to be offered in private placement and/or to institutional investors in accordance with the rules and guidelines of the Securities and Exchange Commission. The Bank may issue capital securities in whole amount or in lots. The Board of Directors was authorized to proceed with the establishment of the SPV.

Such capital securities may be perpetual, non-cumulative, and redeemable by the SPV or may be guaranteed by the Bank. The terms and conditions in the offering of the capital securities may state that upon specific conditions, the Bank must or may issue other securities in exchange for the capital securities.

Upon the issuance of capital securities by the SPV, the Bank may issue securities which may be subordinated; secured; convertible into ordinary shares or other securities of the Bank; or any other securities in the amount not exceeding US\$ 1,100 million or its equivalent in other currencies to the SPV. The Board of Directors has been authorized to proceed with the issuance of the capital securities by the SPV and those securities that the Bank may have to issue to the SPV. The terms and conditions of the offering of the capital securities by the SPV may include dividend payment or other kind of payment as determined by the Board of Directors and such payment may be related to payment of dividend or other payment on other securities of the Bank.

On March 18, 1999, the shareholders passed a resolution for the Bank to establish or to invest in a subsidiary or SPV for the purpose of raising fund of the Bank, by issuing preferred shares and/or bonds to the subsidiary or SPV, or the Bank may issue the preferred shares and/or bonds to a mutual fund or a juristic entity that is established for investing mainly in the Bank's preferred shares and/or bonds; and the Bank is authorized to enter into trust agreement or Master Investment Agreement between the Bank and the subsidiary or SPV or mutual fund or any other juristic entity.

4.22 Statutory reserve and other reserve

4.22.1 Under the Public Limited Companies Act, the Bank is required to allocate to a reserve fund at least 5% of its net profit after accumulated losses brought forward (if any) until the reserve fund is not less than 10% of the registered capital. However, the Bank's Articles of Association require that the Bank shall allocate to the reserve fund until the reserve fund reaches an amount of not less than 25% of the registered capital. The Bank has fully complied with such reserve requirements.

4.22.2 The Bank appropriated annual profit as other reserve, which is treated as general reserve with no specific purpose.

4.23 Commitments

As at December 31, 2003 and 2002, the Bank had commitments as follows :

	CONSOLIDATED FINANCIAL STATEMENTS					
	2003			2002		
	Baht	Foreign Currencies	Total	Baht	Foreign Currencies	Total
Avals to bills	2,458.9	845.2	3,304.1	1,738.6	1,258.7	2,997.3
Guarantees of loans	438.9	10,539.5	10,978.4	440.1	17,526.9	17,967.0
Other guarantees	50,689.9	11,984.0	62,673.9	44,918.6	13,700.8	58,619.4
Customers' liabilities under unmatured bills issued under letters of credit	414.8	8,965.5	9,380.3	581.6	8,339.2	8,920.8
Letters of credit	737.7	28,052.0	28,789.7	709.6	25,434.3	26,143.9
Forward foreign exchange contracts						
Bought	14,136.7	110,498.6	124,635.3	15,303.9	80,021.4	95,325.3
Sold	4,449.3	237,745.5	242,194.8	6,368.8	197,978.8	204,347.6
Currency swaps	800.5	1,169.6	1,970.1	7,622.1	13,766.6	21,388.7
Interest rate swaps	-	15,999.2	15,999.2	-	23,531.8	23,531.8
Amount of unused bank overdraft	113,893.3	2,815.6	116,708.9	110,681.1	4,654.6	115,335.7
Others	179.0	16,204.2	16,383.2	1,526.9	2,097.2	3,624.1
Total	188,199.0	444,818.9	633,017.9	189,891.3	388,310.3	578,201.6

Million Baht

	THE BANK'S FINANCIAL STATEMENTS					
	2003			2002		
	Baht	Foreign Currencies	Total	Baht	Foreign Currencies	Total
Avals to bills	2,424.3	845.2	3,269.5	1,665.1	1,258.7	2,923.8
Guarantees of loans	438.9	10,539.4	10,978.3	440.1	17,526.9	17,967.0
Other guarantees	50,621.9	11,461.1	62,083.0	44,910.5	13,162.0	58,072.5
Customers' liabilities under unmatured bills issued under letters of credit	414.8	8,785.2	9,200.0	581.6	8,243.2	8,824.8
Letters of credit	717.4	27,741.8	28,459.2	709.6	25,223.4	25,933.0
Forward foreign exchange contracts						
Bought	14,136.7	118,545.6	132,682.3	15,303.9	86,253.9	101,557.8
Sold	12,603.5	237,775.2	250,378.7	12,564.4	197,990.2	210,554.6
Currency swaps	1,601.1	1,863.2	3,464.3	9,873.5	15,959.1	25,832.6
Interest rate swaps	-	15,999.2	15,999.2	-	24,413.4	24,413.4
Amount of unused bank overdraft	113,893.3	2,042.4	115,935.7	110,681.1	3,905.0	114,586.1
Others	179.0	15,808.0	15,987.0	1,526.9	1,664.8	3,191.7
Total	197,030.9	451,406.3	648,437.2	198,256.7	395,600.6	593,857.3

Million Baht

4.24 Properties used as collateral

Government and State enterprises securities having face value of Baht 102,126.0 million and Baht 94,673.0 million as at December 31, 2003 and 2002, respectively, are deposited as cover for commitments with government agencies, the BOT and for securities sold under repurchase agreements in favour of the BOT.

4.25 Litigation

As at December 31, 2003 and 2002, there has been a number of civil proceedings brought against the Bank in the ordinary course of business. The Bank believes that such proceedings when resolved will not materially affect the Bank's financial position and result of operation.

4.26 Related party transactions

As at December 31, 2003 and 2002, related parties of the Bank consisted of the Bank's executives, at the departmental manager level and higher including close family members of executive vice president level and higher; those entities in which the Bank, or the Bank's directors, or executives at the departmental manager level and higher, or close family members of executive vice president level and higher together had 10% or more combined beneficial ownership; and those entities of which the Bank's directors, or executives at executive vice president level and higher, or close family members of these individuals, held directorship position; and those related companies as indicated in the BOT's report.

As at December 31, 2003 and 2002, the Bank had significant loans and commitments to related parties, as follows :

	Million Baht		
	2003 CONSOLIDATED FINANCIAL STATEMENTS	2003 THE BANK'S FINANCIAL STATEMENTS	MATURITIES
Related restructured debtors			
Loans			
Ending balance	74,801.4	74,801.4	April 11, 1997 - December 30, 2020
Average month end balance	74,620.2	74,620.2	
Commitments			
Ending balance	5,605.9	5,605.9	December 1, 2003 - May 12, 2018
Average month end balance	5,993.8	5,993.8	
Other related parties			
Loans			
Ending balance	11,830.5	17,369.7	November 4, 1993 - May 28, 2018
Average month end balance	9,585.3	10,046.9	
Commitments			
Ending balance	1,658.2	1,663.6	December 1, 2003 - October 8, 2020
Average month end balance	1,989.5	2,000.7	

Million Baht

	CONSOLIDATED FINANCIAL STATEMENTS	2002 THE BANK'S FINANCIAL STATEMENTS	MATURITIES
Related restructured debtors			
Loans			
Ending balance	76,612.8	76,612.8	April 11, 1997 - December 31, 2016
Average month end balance	72,666.9	72,666.9	
Commitments			
Ending balance	7,458.2	7,458.2	December 15, 2002 - May 12, 2018
Average month end balance	7,151.3	7,151.3	
Other related parties			
Loans			
Ending balance	9,325.6	9,325.6	May 23, 1999 - May 28, 2018
Average month end balance	8,187.0	8,187.0	
Commitments			
Ending balance	1,843.3	1,843.3	December 31, 2002- October 8, 2020
Average month end balance	1,587.7	1,591.1	

For the year ended December 31, 2003, the Bank charged interests between 1.0% to 14.0% on loans to these related parties, which are classified into interest rate charged on restructured loans between 1.312% to 2.425%, on money market loans were between 1.0% to 9.5%, on default loans at 14.0% and on other loans between 1.25% to 9.75%. Determination of interest rates was dependent on the type of loans and collateral.

For the year ended December 31, 2002, the Bank charged interests between 1.0% to 14.0% on loans to these related parties, which are classified into interest rate charged on restructured loans between 1.0% to 10.5%, on money market loans between 2.062% to 2.937%, on default loans were at 14.0% and on other loans between 3.0% to 10.5%. Determination of interest rates was dependent on the type of loans and collateral.

As at December 31, 2003 and 2002, the Bank had allowance for doubtful accounts of loans to related parties amounting to Baht 13,301.0 million and Baht 2,025.4 million, respectively.

The Bank follows the BOT guidelines in estimating the minimum allowance for doubtful accounts on loans to related parties as per loans to normal debtors.

In the consolidated and Bank's financial statements, investments between the Bank and the subsidiaries and associated companies as at December 31, 2003 and 2002 are shown in Note 4.4.2.

In the consolidated financial statements, loans to and commitments between the Bank and associated companies, and in the Bank's financial statements, loans to and commitments between the Bank and subsidiaries and associated companies, consisted of the following as at December 31, 2003 and 2002 :

LOANS

Million Baht

	CONSOLIDATED FINANCIAL STATEMENTS		THE BANK'S FINANCIAL STATEMENTS	
	2003	2002	2003	2002
Subsidiaries				
Sinnsuptawee Asset Management Co., Ltd.	-	-	5,539.2	-
Associated companies				
BSL Leasing Co., Ltd.	810.0	565.0	810.0	565.0
PT BBL Danatama Finance TBK*	-	132.2	-	132.2
Thai Filament Finishing Co., Ltd.	161.8	183.9	161.8	183.9
Thai Polymer Textile Co., Ltd.	1,514.3	1,496.8	1,514.3	1,496.8
Thai Taffeta Textile Co., Ltd.	163.5	137.6	163.5	137.6

COMMITMENTS

Million Baht

	CONSOLIDATED FINANCIAL STATEMENTS		THE BANK'S FINANCIAL STATEMENTS	
	2003	2002	2003	2002
Subsidiaries				
Bangkok Bank Berhad	-	-	5.3	-
BBL Asset Management Co., Ltd.	-	-	0.0	0.0
Associated companies				
Asia Credit Public Co., Ltd.	0.3	1.4	0.3	1.4
BSL Leasing Co., Ltd.	85.7	80.4	85.7	80.4
Thai Filament Finishing Co., Ltd.	11.2	12.0	11.2	12.0
Thai Polymer Textile Co., Ltd.	56.2	77.3	56.2	77.3
Thai Taffeta Textile Co., Ltd.	6.4	6.4	6.4	6.4

* As at December 31, 2003, became non-related company

In the consolidated and the Bank's financial statements, loans to and commitments between the Bank and related companies, in which the Bank has between 10% to 20% shareholding through normal investments consisted mainly of the following as at December 31, 2003 and 2002 :

LOANS

Million Baht

	CONSOLIDATED FINANCIAL STATEMENTS		THE BANK'S FINANCIAL STATEMENTS	
	2003	2002	2003	2002
Bangkok Central Leasing Co., Ltd.	401.0	278.0	401.0	278.0
Bangkok Polyethylene Co., Ltd.	1,601.0	1,696.1	1,601.0	1,696.1
Bangkok UFJ Co., Ltd.	76.0	1,341.0	76.0	1,341.0
Toyota Leasing (Thailand) Co., Ltd.	400.0	200.0	400.0	200.0

COMMITMENTS

Million Baht

	CONSOLIDATED FINANCIAL STATEMENTS		THE BANK'S FINANCIAL STATEMENTS	
	2003	2002	2003	2002
Asia Lamp Industry Co., Ltd.	2.2	4.2	2.2	4.2
Bangkok Central Leasing Co., Ltd.	209.2	53.1	209.2	53.1
Bangkok Polyethylene Co., Ltd.	211.6	266.2	211.6	266.2
Thana Thep Printing Co., Ltd.	0.3	0.8	0.3	0.8
Toyota Leasing (Thailand) Co., Ltd.	0.4	0.4	0.4	0.4

As at December 31, 2003 and 2002, the Bank had placement with BBL (Cayman) Limited, the Bank's subsidiary, amounting to Baht 9,768.0 million.

As at December 31, 2003, the Bank had borrowings from BBL (Cayman) Limited, the Bank's subsidiary, amounting to Baht 6,787.2 million.

As at December 31, 2003 and 2002, the Bank had deposits from related parties as follows :

	Million Baht	
	2003	2002
Subsidiaries		
BBL (Cayman) Limited	0.3	2,753.9
Bangkok Bank Berhad	13.0	25.4
Sinsuptawee Asset Management Co., Ltd.	110.5	26.6
Bualuang Finance Co., Ltd.	37.8	38.9
BBL Asset Management Co., Ltd.	6.6	2.0
Associated companies		
BSL Leasing Co., Ltd.	16.5	0.0
PT BBL Danatama Finance TBK*	-	51.7
WTA (Thailand) Co., Ltd.	0.0	0.0
Processing Center Co., Ltd.	171.8	178.3
Asia Credit Public Co., Ltd.	19.0	15.1
Thai Filament Finishing Co., Ltd.	0.0	0.4
Thai Polymer Textile Co., Ltd.	0.1	0.3
Thai Taffeta Textile Co., Ltd.	0.0	15.4
Other related parties	11,384.7	10,114.4

* As at December 31, 2003, became non-related company

As at December 31, 2003 and 2002, the Bank had placement with, loans to, commitments to, deposits from and borrowings from related parties, changing are as follows :

	Million Baht		
	2003	2002	Change
PLACEMENT			
Subsidiaries	9,768.0	9,768.0	0.0
LOANS			
Subsidiaries	5,539.2	-	5,539.2
Associated companies	2,649.6	2,515.5	134.1
Related restructured debtors*	72,961.8	74,794.5	(1,832.7)
Other related parties*	11,020.5	8,628.4	2,392.1
Total	92,171.1	85,938.4	6,232.7
COMMITMENTS			
Subsidiaries	5.3	-	5.3
Associated companies	159.9	177.5	(17.6)
Related restructured debtors*	5,532.1	7,362.5	(1,830.4)
Other related parties*	1,572.2	1,761.5	(189.3)
Total	7,269.5	9,301.5	(2,032.0)
DEPOSITS			
Subsidiaries	168.2	2,846.8	(2,678.6)
Associated companies	207.4	261.2	(53.8)
Other related parties**	11,384.7	10,114.4	1,270.3
Total	11,760.3	13,222.4	(1,462.1)
BORROWING			
Subsidiaries	6,787.2	-	6,787.2

Significant accounting transactions between the Bank and subsidiaries, associated companies and other related parties were transacted under normal business practices. The price, interest rates, commission charges, terms and conditions are considered to be at arms length. Significant accounting transactions between the Bank and certain restructured debtors were transacted under special debt restructuring conditions.

* Excluding subsidiaries and associated companies.

** Excluding subsidiaries and associated companies but including related restructured debtors.

As at December 31, 2003 and 2002, material accrued income and expenses between the Bank and related parties are as follows :

	Million Baht			
	CONSOLIDATED FINANCIAL STATEMENTS		THE BANK'S FINANCIAL STATEMENTS	
	2003	2002	2003	2002
Subsidiaries				
Interest receivable	-	-	583.9	634.7
Interest payable	-	-	41.8	5.7
Associated companies				
Interest receivable	2.5	1.9	2.5	1.9
Interest payable	0.0	0.1	0.0	0.1
Other related parties				
Interest receivable	124.8	88.3	124.8	88.3
Interest payable	3.2	8.0	3.2	8.0

For the years ended December 31, 2003 and 2002, material income and expenses between the Bank and related parties are as follows :

	Million Baht			
	CONSOLIDATED FINANCIAL STATEMENTS		THE BANK'S FINANCIAL STATEMENTS	
	FOR THE YEARS ENDED DECEMBER		FOR THE YEARS ENDED DECEMBER	
	2003	2002	2003	2002
Subsidiaries				
Interest and discount received	-	-	754.1	791.4
Fees and service income	-	-	32.4	40.4
Other income	-	-	1.7	1.5
Interest paid	-	-	111.9	184.0
Other expenses	-	-	0.0	0.0
Associated companies				
Interest and discount received	65.8	91.1	65.8	91.1
Fees and service income	4.2	5.7	4.2	5.7
Other income	0.0	0.1	0.0	0.1
Dividend income	4.2	24.5	4.2	24.5
Interest paid	1.1	7.8	1.1	7.8
Other expenses	59.0	57.9	59.0	57.9
Other related parties				
Interest and discount received	3,358.6	4,678.6	3,358.6	4,678.6
Fees and service income	55.8	64.0	55.8	64.0
Interest paid	48.4	60.3	48.4	60.3
Other expenses	398.0	273.3	398.0	273.3

For the year ended December 31, 2003 and 2002, the Bank sold properties foreclosed to Sinnsuptawee Asset Management Co., Ltd. amounting to Baht 5,936.7 million for Baht 5,843.5 million and Baht 24.4 million for Baht 16.1 million, respectively which were its fair value. However, since the Bank had previously set aside allowance for impairment of properties foreclosed amounting to Baht 93.2 million and Baht 8.3 million, respectively there was no gain or loss to the Bank from these sale transactions.

Disclosure of the statements of cash flows of Sinnsuptawee Asset Management Co., Ltd.

In accordance with the BOT's letter number THOR POR TOR. SOR NOR SOR. (01) WOR. 3258/2543 relating to the operation regulation of the Asset Management Company (AMC), dated November 27, 2000, required the Bank to disclose the statements of cash flows of the AMC in the notes to the financial statements. The statements of cash flows of Sinnsuptawee Asset Management Co., Ltd. are as follows :

SINNSUPTAWEE ASSET MANAGEMENT COMPANY LIMITED
STATEMENTS OF CASH FLOWS
FOR THE YEARS ENDED DECEMBER 31,

Million Baht

	2003	2002
CASH FLOWS FROM OPERATING ACTIVITIES		
Net income (loss)	1.0	(68.0)
Items to reconcile net income (loss) to net cash flows from operations		
Depreciation	0.7	0.6
Loss on impairment of properties foreclosed	6.1	70.5
Withholding tax recoverable written off	0.0	0.0
Income from operations before changes in operating assets and liabilities	7.8	3.1
Operating assets (increase) decrease		
Deposit at financial institution	160.0	(340.0)
Accounts receivable	(10.0)	-
Properties foreclosed	(5,567.2)	118.5
Income tax recoverable	(0.7)	(0.2)
Prepaid expenses	(0.1)	0.1
Deposits	0.0	0.0
Advance payment for properties foreclose	(42.7)	-
Accrued interest receivable	(0.7)	(2.5)
Operating liabilities increase (decrease)		
Accounts payable	0.0	-
Accrued expenses	0.4	0.0
Deposits	(2.0)	2.2
Deferred rental	(0.0)	0.5
Deposit for properties foreclosed rental	0.1	0.1
Other liabilities	0.0	0.0
Net cash provided (used) by operating activities	(5,455.1)	(218.2)
CASH FLOWS FROM INVESTING ACTIVITIES		
Purchase of premise and equipment	(0.0)	(0.1)
Net cash provided (used) by investing activities	(0.0)	(0.1)
CASH FLOWS FROM FINANCING ACTIVITIES		
Cash receivable from promissory note issued	5,539.2	-
Net cash provided (used) by financing activities	5,539.2	-
Net increase (decrease) in cash	84.1	(218.3)
Cash and cash equivalent items as at January 1,	26.4	244.7
Cash and cash equivalent items as at December 31,	110.5	26.4

4.27 Other benefits to directors and executives

The Bank has not extended extraordinary monetary and/or non-monetary benefits to the directors and executives from the level and inclusive of department manager upwards, except for ordinary benefit to the directors and executives.

4.28 Income Tax

For the years ended December 31, 2003 and 2002, the consolidated financial statements presented income tax amounting to Baht 85.8 million and Baht 7.2 million, respectively, which is the income tax of its subsidiaries.

For the years ended December 31, 2003 and 2002, the Bank's financial statements presented net income but no income tax expenses as the Bank has losses carried forward being taxable expenses.

4.29 Long-term leases

Long-term leases consisted of the following as at December 31, 2003 and 2002 :

		Million Baht			
		REMAINING RENTAL EXPENSES			
		CONSOLIDATED FINANCIAL STATEMENTS		THE BANK'S FINANCIAL STATEMENTS	
		2003	2002	2003	2002
Type of lease	Period				
Land and/or premises	2002 - 2007	139.2	147.6	121.5	147.6
Land and/or premises	2008 - 2017	124.4	121.6	124.4	121.6
Land and/or premises	2018 - 2026	13.1	13.1	13.1	13.1
Total		276.7	282.3	259.0	282.3

4.30 The financial position and the results of operation by domestic and foreign operations

4.30.1 The financial position as at December 31, 2003 and 2002 :

		Million Baht					
		CONSOLIDATED FINANCIAL STATEMENTS					
		2003			2002		
		Domestic	Foreign	Total	Domestic	Foreign	Total
		Operations	Operations		Operations	Operations	
ASSETS							
Total assets		1,178,655.0	184,683.9	1,363,338.9	1,038,695.3	212,260.4	1,250,955.7
Interbank and money market items		14,677.9	91,653.9	106,331.8	16,282.3	114,356.5	130,638.8
Loans		773,092.1	78,808.4	851,900.5	757,117.2	80,736.7	837,853.9
Investments		339,804.7	14,534.3	354,339.0	300,721.3	22,572.1	323,293.4
LIABILITIES							
Deposits		1,039,348.3	83,945.8	1,123,294.1	982,676.7	88,017.7	1,070,694.4
Interbank and money market items		13,419.0	18,181.6	31,600.6	5,824.0	15,478.8	21,302.8
Borrowings		12,765.0	30,361.3	43,126.3	12,765.0	31,520.0	44,285.0
Subordinated bonds cum preferred shares		34,496.6	-	34,496.6	34,496.6	-	34,496.6
CONTINGENCIES		491,730.2	141,287.7	633,017.9	423,355.1	154,846.5	578,201.6

Million Baht

	THE BANK'S FINANCIAL STATEMENTS					
	2003			2002		
	Domestic Operations	Foreign Operations	Total	Domestic Operations	Foreign Operations	Total
ASSETS						
Total assets	1,173,530.3	185,318.7	1,358,849.0	1,036,296.5	208,802.0	1,245,098.5
Interbank and money market items	13,861.7	99,495.9	113,357.6	15,692.0	124,016.4	139,708.4
Loans	775,319.5	73,539.3	848,858.8	755,063.1	75,559.3	830,622.4
Investments	342,890.4	12,861.0	355,751.4	303,510.1	14,651.5	318,161.6
LIABILITIES						
Deposits	1,036,955.6	77,954.3	1,114,909.9	980,657.6	82,007.1	1,062,664.7
Interbank and money market items	13,235.4	24,930.9	38,166.3	5,876.8	18,119.7	23,996.5
Borrowings	12,765.0	30,361.3	43,126.3	12,765.0	31,520.0	44,285.0
Subordinated bonds cum preferred shares	34,496.6	-	34,496.6	34,496.6	-	34,496.6
CONTINGENCIES	491,627.6	156,809.6	648,437.2	423,273.5	170,583.8	593,857.3

4.30.2 The results of operations for the years ended December 31, 2003 and 2002 :

Million Baht

	CONSOLIDATED FINANCIAL STATEMENTS			
	2003			
	Domestic Operations	Foreign Operations	Elimination	Total
Interest and dividend income	44,190.7	8,782.6	(4,778.5)	48,194.8
Interest expenses	(21,261.9)	(7,170.2)	4,778.5	(23,653.6)
Net interest income	22,928.8	1,612.4	-	24,541.2
Non-interest income	19,950.0	1,991.8	104.1	22,045.9
Non-interest expenses	(32,323.9)	(2,766.2)	16.8	(35,073.3)
Income (loss) before income tax	10,554.9	838.0	120.9	11,513.8

Million Baht

	CONSOLIDATED FINANCIAL STATEMENTS			
	2002			
	Domestic Operations	Foreign Operations	Elimination	Total
Interest and dividend income	47,687.9	11,786.9	(6,969.5)	52,505.3
Interest expenses	(27,230.7)	(9,779.3)	6,969.5	(30,040.5)
Net interest income	20,457.2	2,007.6	-	22,464.8
Non-interest income	12,665.3	2,470.9	(43.5)	15,092.7
Non-interest expenses	(27,461.9)	(3,825.0)	15.9	(31,271.0)
Income (loss) before income tax	5,660.6	653.5	(27.6)	6,286.5

Million Baht

	THE BANK'S FINANCIAL STATEMENTS			
	2003			
	Domestic Operations	Foreign Operations	Elimination	Total
Interest and dividend income	44,004.8	7,992.3	(3,924.3)	48,072.8
Interest expenses	(21,197.9)	(6,245.9)	3,924.3	(23,519.5)
Net interest income	22,806.9	1,746.4	-	24,553.3
Non-interest income	18,988.4	1,853.1	(16.8)	20,824.7
Non-interest expenses	(31,399.4)	(2,640.6)	16.8	(34,023.2)
Income (loss) before income tax	10,395.9	958.9	-	11,354.8

Million Baht

	THE BANK'S FINANCIAL STATEMENTS			
	2002			
	Domestic Operations	Foreign Operations	Elimination	Total
Interest and dividend income	47,533.1	10,768.8	(6,113.0)	52,188.9
Interest expenses	(27,157.1)	(8,818.6)	6,113.0	(29,862.7)
Net interest income	20,376.0	1,950.2	-	22,326.2
Non-interest income	12,150.4	2,391.2	(15.9)	14,525.7
Non-interest expenses	(26,881.3)	(3,715.5)	15.9	(30,580.9)
Income (loss) before income tax	5,645.1	625.9	-	6,271.0

The basis for the determination of income and expenses charge between the branches and head office, and between the branches is established by the head office, which is closed to the funding cost.

4.31 Disclosure of financial instruments

A financial instruments is any contract that gives rise to both a financial asset of one enterprise and a financial liability or equity instrument of another enterprise at the same time.

4.31.1 Interest rate risk

Interest rate risk in the financial statements arises from the potential change in interest rates which may have an adverse effect on the net interest earnings of the Bank in the current reporting period, and in future years. Interest rate risk arises from the structure and characteristics of the Bank's assets, liabilities and equity, and in the mismatch in repricing dates of its assets and liabilities.

The Bank uses various derivative transactions to manage its assets and liabilities position in order to manage interest rate exposure.



The following table presents the Bank's on-balance-sheet financial assets and financial liabilities repricing profile, period to earlier of contractual repricing date or maturity, as at December 31, 2003 and 2002 :

		2003							Million Baht
		Call to 1 Month	1 - 3 Months	3 - 12 Months	1 - 5 Years	Over 5 Years	Non - Interest bearing	Non - Accrual Loans	Total
Financial Assets									
Interbank and money market items*		58,996.8	28,421.5	10,778.2	1,225.5	-	14,105.4**	-	113,527.4
Investment in securities and securities purchased under resale agreement		93,718.4	15,491.4	62,503.1	131,048.1	96,941.9	33,142.5	-	432,845.4
Loans		421,982.0	70,825.3	74,401.2	71,601.0	94,902.9	-	115,146.4	848,858.8
Financial Liabilities									
Deposits		653,341.8	311,669.2	92,496.0	13,473.1	0.3	43,929.5	-	1,114,909.9
Interbank and money market items and securities sold under repurchase agreement		18,551.9	9,936.9	3,194.2	-	-	6,483.3	-	38,166.3
Liabilities payable on demand		6,743.3	-	-	-	-	-	-	6,743.3
Borrowings		1,265.0	9,574.8	3,091.3	18,292.7	10,902.5	-	-	43,126.3

* Excluding allowance for doubtful accounts amounting to Baht 169.8 million.

** Including accrued interest receivables.

Million Baht

	2002							Total
	Call to 1 Month	1 - 3 Months	3 - 12 Months	1 - 5 Years	Over 5 Years	Non - Interest bearing	Non - Accrual Loans	
Financial Assets								
Interbank and money market items*	55,272.7	30,629.2	30,526.2	10,784.4	-	12,658.6**	-	139,871.1
Investment in securities and securities purchased under resale agreement	24,604.5	21,217.6	27,016.0	119,200.5	106,263.1	25,859.9	-	324,161.6
Loans	408,990.2	52,503.7	57,904.0	87,755.9	74,048.1	-	149,420.5	830,622.4
Financial Liabilities								
Deposits	584,622.5	333,445.6	93,692.2	16,646.6	0.8	34,257.0	-	1,062,664.7
Interbank and money market items and securities sold under repurchase agreement	13,152.5	4,650.4	3,341.5	5.8	-	2,846.3	-	23,996.5
Liabilities payable on demand	-	-	-	-	-	3,549.5	-	3,549.5
Borrowings	1,265.0	-	2,166.4	28,370.4	12,483.2	-	-	44,285.0

Most of the Bank's financial assets pay interest at floating rates such as Minimum Lending Rate (MLR), Minimum Overdraft Rate (MOR) and Minimum Retail Rate (MRR).

Basic information concerning fixed versus floating rate of domestic loans as at December 31, 2003 and 2002 are as follows :

Million Baht

	CONSOLIDATED FINANCIAL STATEMENTS		THE BANK'S FINANCIAL STATEMENTS	
	2003	2002	2003	2002
Fixed interest rate	216,816.3	203,504.2	216,187.3	203,504.2
Floating interest rate	561,815.0	551,558.8	559,132.2	551,558.8
Total	778,631.3	755,063.0	775,319.5	755,063.0

* Excluding allowance for doubtful accounts amounting to Baht 162.7 million.

** Including accrued interest receivables.

4.31.2 The Bank follows the prudent asset and liability management policy in managing its foreign currencies. Specifically, the Bank funds its foreign currency assets by using the same currency offshore borrowings. In the event that the assets are funded by borrowings in other currencies, the Bank will use currency swaps so that the exchange risks can be properly hedged. Under this policy, the Bank strictly complies with the BOT's rules and regulations.

4.31.3 Concentration of credit risk

Credit risk refers to the risk that a counterparty may default on its contractual obligations resulting in a financial loss to the Bank. The Bank has established the credit policy of evaluating creditworthiness of its customers and requesting for sufficient collateral or other security where appropriate, as a means of mitigating the risk of financial loss from defaults.

In the case of recognized financial assets, the carrying amount of the assets recorded in the balance sheets, net of any applicable provision for loss, represents the Bank's maximum exposure to credit risk.

With respect to significant geographical concentration of credit risk, since a vast majority of the Bank's businesses are conducted domestically, no additional disclosure as to concentration of credit risk from recognized financial assets is necessary.

Credit risk also arises from the possibility that the counterparty to a derivative financial instrument will not adhere to the terms of the contract with the Bank when settlement becomes due. For the forward foreign exchange contracts, approximately three-fifth of the total exposure as at December 31, 2003 and half of the total exposure as at December 31, 2002 were to domestic banks and banks in Organization for Economic Co-operation and Development (OECD) countries while the rest was to banks in non OECD countries or customers from transactions undertaken to meet their risk management needs. Average tenor for forward foreign exchange contracts as at December 31, 2003 and 2002 were six months, almost all contracts was under one year tenor. For the currency swaps and interest rate swaps, almost all exposure as at December 31, 2003 and 2002 were to financial institutions.

The following table shows the credit risk of the Bank's derivative financial instruments as at December 31, 2003 and 2002 :

	Million Baht	
	2003	2002
Forward foreign exchange contracts	2,502.8	610.8
Currency swaps	247.5	1,950.5
Interest rate swaps	585.7	909.4
Total	3,336.0	3,470.7

4.31.4 Earning financial assets and interest-bearing financial liabilities

The following table presents the Bank's average balance of earning financial assets and interest-bearing financial liabilities, interest income/expense and dividend income and average interest and dividend rates for the years ended December 31, 2003 and 2002 :

Million Baht

	2003		
	Average Balance	Interest Income / Expense and Dividend Income	Average Rate (%) Per Annum
Earning Financial Assets			
Interbank and money market items and securities purchased under resale agreement	159,616.0	3,505.5	2.2%
Investments, net	332,467.9	12,093.6	3.6%
Loans	834,168.1	32,473.7	3.9%
Total	1,326,252.0	48,072.8	
Interest-bearing Financial Liabilities			
Deposits	1,083,428.2	13,085.2	1.2%
Interbank and money market items	26,753.4	402.0	1.5%
Long-term borrowings and subordinated bonds cum preferred shares	75,275.6	10,032.2	13.3%
Total	1,185,457.2	23,519.4	

Million Baht

	2002		
	Average Balance	Interest Income / Expense and Dividend Income	Average Rate (%) Per Annum
Earning Financial Assets			
Interbank and money market items and securities purchased under resale agreement	219,646.2	6,292.4	2.9%
Investments, net	284,000.3	11,621.4	4.1%
Loans	768,393.0	34,275.1	4.5%
Total	1,272,039.5	52,188.9	
Interest-bearing Financial Liabilities			
Deposits	1,074,728.0	19,314.7	1.8%
Interbank and money market items	26,185.2	634.8	2.4%
Long-term borrowings and subordinated bonds cum preferred shares	77,807.1	9,913.1	12.7%
Total	1,178,720.3	29,862.6	



4.31.5 Maturity profile of assets and liabilities

The following table presents the Bank's maturity profile of on-balance-sheet financial assets and financial liabilities as at December 31, 2003 and 2002 :

	Million Baht					
	2003					
	Up to 1 Year	1 to 5 Years	Over 5 Years	No Maturity	Non - Accrual Loans	Total
Interbank and money market items*	112,301.9	1,225.5	-	-	-	113,527.4
Investments and securities purchased under resale agreement	167,139.8	135,451.9	97,111.2	33,142.5	-	432,845.4
Loans**	386,838.8	236,992.8	109,880.8	-	115,146.4	848,858.8
Deposits	1,101,436.5	13,473.1	0.3	-	-	1,114,909.9
Interbank and money market items and securities sold under repurchase agreement	37,054.3	1,112.0	-	-	-	38,166.3
Liabilities payable on demand	6,743.3	-	-	-	-	6,743.3
Borrowings	13,931.1	18,292.7	10,902.5	-	-	43,126.3
Subordinated bonds cum preferred shares	-	-	-	34,496.6	-	34,496.6

	Million Baht					
	2002					
	Up to 1 Year	1 to 5 Years	Over 5 Years	No Maturity	Non - Accrual Loans	Total
Interbank and money market items***	128,447.1	11,424.0	-	-	-	139,871.1
Investments and securities purchased under resale agreement	64,678.9	127,120.0	106,502.8	25,859.9	-	324,161.6
Loans**	367,032.2	205,654.6	108,515.1	-	149,420.5	830,622.4
Deposits	1,046,017.3	16,646.6	0.8	-	-	1,062,664.7
Interbank and money market items and securities sold under repurchase agreement	21,113.0	2,883.5	-	-	-	23,996.5
Liabilities payable on demand	3,549.5	-	-	-	-	3,549.5
Borrowings	3,431.4	28,370.4	12,483.2	-	-	44,285.0
Subordinated bonds cum preferred shares	-	-	-	34,496.6	-	34,496.6

* Excluding allowance for doubtful amounting to Baht 169.8 million.

** Excluding allowance for doubtful accounts and accrued interest receivable.

*** Excluding allowance for doubtful amounting to Baht 162.7 million.

4.31.6 Derivative financial instruments

The Bank uses derivative financial instruments to hedge its balance sheets, to serve the needs of its customers, and for trading purposes. Derivatives used include currency swaps, interest rate swaps, and forward foreign exchange contracts. The contract or notional amounts of these instruments reflect the extent of the Bank's involvement in particular classes of financial instruments but the amounts potentially subject to credit risk are much smaller.

Forward foreign exchange contracts

Forward foreign exchange contracts are contracts that effectively fix a future foreign exchange rate. The contract provides that, at a predetermined future date, a cash delivery will be made between the parties at a specified contracted rate. The Bank uses forward foreign exchange contracts as part of its asset/liability management and to satisfy the customers' foreign exchange risk management needs.

Interest rate swaps and currency swaps

Interest rate swaps are contracts which involve the exchange of fixed and floating rate interest payment obligations without the exchange of the underlying principal amounts. Currency swaps are contracts which involve the exchange of interest in two different currencies, the majority of the contracts also involve the exchange of underlying principal amounts in two different currencies. Though the Bank uses swaps mainly as part of its asset/liability management, the Bank also acts as an intermediary in arranging swap transactions for customers. The Bank typically becomes a principal in the exchange of payments between the two parties and, therefore, may be exposed to a loss should one of the parties default. The Bank minimizes this risk by performing normal credit reviews on its swap customers and minimizes its exposure to the interest rate and foreign exchange risks inherent in intermediated swaps by entering into offsetting swap position that essentially counterbalance each other.

The following is a summary of the notional amounts and the fair value of the Bank's derivative financial instruments as at December 31, 2003 and 2002 :

	2003			Fair Value
	Notional Amount			
	Up to 1 Year	Over 1 Year	Total	
Forward foreign exchange contracts	383,061.0	-	383,061.0	(1,116.6)
Currency swaps	3,464.3	-	3,464.3	247.5
Interest rate swaps	2,817.0	12,948.7	15,765.7	570.8

	2002			Fair Value
	Notional Amount			
	Up to 1 Year	Over 1 Year	Total	
Forward foreign exchange contracts	312,094.6	17.8	312,112.4	(388.1)
Currency swaps	22,718.0	3,114.6	25,832.6	116.0
Interest rate swaps	6,376.1	18,037.3	24,413.4	846.9



4.31.7 Fair value of financial instruments

Fair value is the amount for which an asset could be exchanged, or a liability settled, between knowledgeable, willing parties in an arm's length transaction. The Bank uses different methodologies for determining the fair value of financial instruments. The methodology used is dependent upon the characteristics of the financial instrument and the financial market in which it operates.

Financial instruments that have standard terms and conditions and are traded on an active and liquid market, such as investments in securities, have their fair value determined by the quoted market price. In other circumstances, the fair value is ordinarily derived from quoted market rates such as interest rates and foreign exchange rates, which are then subsequently incorporated into generally accepted pricing models, based on the discounted cash flow theory, to determine the fair value.

Although the management uses its best judgment in estimating fair values of financial instruments, estimation methodologies and assumptions used to estimate fair values are inherently subjective. Accordingly, the use of different estimation methodologies and/or market assumptions may have a significant effect on the estimated fair values.

The following table presents the Bank's carrying amount and estimated fair value of financial instruments as at December 31, 2003 and 2002 :

Million Baht				
	THE BANK'S FINANCIAL STATEMENTS			
	2003		2002	
	Carrying Amount	Fair Value	Carrying Amount	Fair Value
Financial Assets				
Cash	28,239.9	28,239.9	23,783.9	23,783.9
Interbank and money market items	113,357.6	113,357.6	139,708.4	139,708.4
Securities purchased under resale agreement	77,094.0	77,094.0	6,000.0	6,000.0
Investments	355,751.4	362,517.6	318,161.6	324,010.4
Loans and accrued interest receivables, net	714,512.2	714,512.2	681,327.4	681,327.4
Customers' liabilities under acceptances	1,139.4	1,139.4	1,178.5	1,178.5
Financial Liabilities				
Deposits	1,114,909.9	1,114,909.9	1,062,664.7	1,062,664.7
Interbank and money market items	38,166.3	38,166.3	23,996.5	23,996.5
Liabilities payable on demand	6,743.3	6,743.3	3,549.5	3,549.5
Borrowings and subordinated bonds				
cum preferred shares	77,622.8	93,064.7	78,781.5	96,225.1
Bank's liabilities under acceptances	1,139.4	1,139.4	1,178.5	1,178.5
Interest payable	3,431.3	3,431.3	4,590.8	4,590.8

The following methods and assumptions were used by the Bank in estimating fair value of financial instruments as disclosed herein :

Cash, interbank and money market items (assets and liabilities), securities purchased under resale agreement, customers' liabilities under acceptances, deposits, liabilities payable on demand, securities sold under repurchase agreement, interest payable, and Bank's liabilities under acceptances: the carrying amounts approximate fair value in the balance sheets.

Trading securities, available for sale securities, and held to maturity debt securities: the fair value is based on market value. For non-marketable debt securities, fair value is determined by the average bid yield from three reliable financial institutions.

General investment consists of non-marketable equity securities, of which fair value is estimated based on discounted cash flow method or net book value amount, and listed securities acquired through debt restructuring with trading restriction, of which fair value is estimated based on discounted cash flow method or the last bid price on SET on the day that securities are transferred for debt repayment.

Loans and accrued interest receivables: fair value is based on carrying value of loans and accrued interest receivables net of allowance for doubtful accounts as most of loans are floating rate loans.

Borrowings and subordinated bonds cum preferred shares: fair value is based on market value.

Forward foreign exchange contracts: fair value is determined using quoted market prices of instruments with similar characteristics and maturities. Interest rate swaps and currency swaps: fair value is calculated using discounted cash flow models based on current market yields and the maturity of similar instruments.

Report of the Audit Committee

To Shareholders,

The Audit Committee comprises three members, none of whom is an executive of the Bank. The Audit Committee was appointed by the Board of Directors on October 17, 2003 to succeed the previous Audit Committee. The incumbent Audit Committee assumed its duties immediately and will complete its tenure on November 4, 2004.


Between January and October 2003, the previous Audit Committee held eight meetings with the management and internal auditors. The incumbent Audit Committee held two meetings between November and December 2003. The independent auditors also participated in some of those meetings to exchange views and opinions, to examine the effectiveness of the Bank's internal controls, as well as to scrutinize the audit plan and perform other duties assigned by the Board of Directors.

The Audit Committee has reviewed the Bank's financial statements as of December 31, 2003 and is of the opinion that these financial statements are in conformity with the accounting principles and practices generally accepted in Thailand and in line with the report of the independent certified public accountants submitted to the Board of Directors and shareholders. The presentation of such financial statements has been adjusted to conform to the format prescribed by the authorities. The information disclosed in the financial statements is accurate and sufficient, and is consistent with the information received by the Audit Committee.

The Audit Committee is confident that the Bank's existing internal controls are sufficient and effective, and the Audit Committee has regularly reviewed and assessed them to ascertain that the Bank is in compliance with all laws and regulations.

The Audit Committee has considered the nomination and the remuneration of the auditors, Deloitte Touche Tohmatsu Jaiyos, to be submitted for approval at the shareholders meeting, and has presented its opinions and recommendations to the Board of Directors.

The Audit Committee has performed its duties independently of the executive directors and executives of the Bank and has encountered no difficulty in receiving information, resources and cooperation from the Bank.

Admiral 
(Prachet Siridej)
Chairman of the Audit Committee
February 18, 2004

Report of the Nomination and Remuneration Committee

To Shareholders,

The Nomination and Remuneration Committee was appointed by a resolution of the Board of Directors at a meeting on November 7, 2003 to assume the duties of the previous Nomination Committee and also perform the duties of determining the remuneration for the members of the Board of Directors and management at the level of Senior Executive Vice President and upwards. The Committee comprises three directors who are not executives of the Bank. It held a meeting in November 2003 to consider the scope of, and direction in performing, its duties as assigned by the Board of Directors.

In nominating members of the Board of Directors and management at the level of Senior Executive Vice President and upwards, the Committee will take into consideration the individuals' specific qualifications, knowledge, abilities, skills, expertise and experience in addition to their qualities of leadership and vision. In nominating members of the Board of Directors, the Committee also ensures that the structure and composition of the Board is well balanced. The Committee additionally has the duty of determining remuneration for the members of the Board of Directors and top management commensurate with the duties and responsibilities assigned to, and related risks assumed by, the individuals, while taking into consideration the Bank's performance, economic situation as well as the business environment.

As of December 31, 2003, the Board of Directors comprised five independent directors, seven non-executive directors, and six executive directors. The Chairman of the Board of Directors has the main responsibility for policy matters, and the Chairman of the Executive Board is primarily concerned with management issues, which is appropriate and in line with the principles of good corporate governance.

The remuneration for the directors and top management is indicated in the section of this Annual Report entitled 'The Remuneration and Benefits for the Board of Directors and Top Executives in 2003'. The Committee is of the opinion that such remuneration is appropriate. The said remuneration has already been considered and approved by the Board of Directors.



(Staporn Kavitanon)

Acting on behalf of

Chairman of the Nomination and Remuneration Committee

February 24, 2004

List of Branches

Head Office

333 Silom Road, Bangkok, Thailand 10500
Tel : 0-2231-4333
<http://www.bangkokbank.com>

Bualuang Phone : 0-2645-5555 or 1333
Credit Card Division : 0-2638-4000

Overseas Branches

PEOPLE'S REPUBLIC OF CHINA SHANGHAI BRANCH Bangkok Bank Building 7, Zhongshan East Road-1 Shanghai 200002	Tel. : (86-21) 6323-3788 Telex : (085) 33328 BBPSH CN (085) 33388 BBPSH CN	Fax : (86-21) 6323-5400, 6323-6625, (86-21) 6323-4468 Swift : BKKB CN SH
SHANTOU BRANCH Jinsha East Road, Yingbin Square Shantou SEZ., Guangdong	Tel. : (86-754) 816-6180, 816-6179 Telex : (085) 454125 BKBST CN	Fax. : (86-754) 816-6194, 816-6190 Swift : BKKB CN SH SAW
XIAMEN BRANCH Ground Floor, Jian Yeh Building 28 Hubin North Road Xiamen 361012, Fujian	Tel. : (86-592) 511-8833, 511-9890 Telex : (085) 923008 BKBXM CN	Fax. : (86-592) 511-8932 E-Mail : bblxm@public.xm.fj.cn
BEIJING REPRESENTATIVE OFFICE 24 Jianguomen Wai Avenue Oversea Chinese Village 1-1401 Beijing 100022	Tel. : (86-10) 6515-8909 Telex : (085) 222246 BJBBL	Fax. : (86-10) 6515-8909 E-mail : bblbj@public.east.net.cn
HONG KONG HONG KONG MAIN OFFICE Bangkok Bank Building 28 Des Voeux Road, Central	Tel. : (85-2) 2801-6688, 2801-6622 Telex : (0802) 73679 BBANK HX	Fax. : (85-2) 2810-5679 Swift : BKKB HK HH
CENTRAL DISTRICT BRANCH Bangkok Bank Building 28 Des Voeux Road, Central	Tel. : (85-2) 2801-6688	Fax. : (85-2) 2845-1805
KOWLOON BRANCH Bangkok Bank Building 490-492 Nathan Road, Kowloon	Tel. : (85-2) 2300-1888	Fax. : (85-2) 2780-5896
INDONESIA JAKARTA BRANCH Jalan M.H. Thamrin No. 3 Jakarta 10110 (or P.O. Box 4165, Jakarta 11041 Indonesia)	Tel. : (62-21) 231-1008, 380-8065 Telex : (073) 42762, 46193 BKBANK IA	Fax. : (62-21) 385-3881, 231-0070 Swift : BKBK ID JA
JAPAN TOKYO BRANCH Bangkok Bank Building 8-10, Nishi-Shimbashi 2-Chome, Minato-ku, Tokyo 105-0003	Tel. : (81-3) 3503-3333, 3503-5485 Telex : (072) 24373 BANKOKBK	Fax. : (81-3) 3502-6420 Swift : BKKB JP JT
OSAKA BRANCH Bangkok Bank Building 9-16, Kyutaromachi 1-Chome Chuo-ku, Osaka 541	Tel. : (81-6) 6263-7100, 6266-3233 Telex : (072) 63667 BANKOKBK	Fax. : (81-6) 6263-6286 Swift : BKKB JP JT OSA
LAO PEOPLE'S DEMOCRATIC REPUBLIC VIENTIANE BRANCH 38/13-15, Hatsadee Road Vientiane (P.O. Box 5400, Vientiane)	Tel. : (856-21) 213-560, 213-562, 250-474 Telex : (0804) 4399 BBLVTE LS	Fax. : (856-21) 213-561 E-Mail : bblvte@laotel.com

Overseas Branches

<p>UNION OF MYANMAR YANGON REPRESENTATIVE OFFICE 12/6B, Myawaddy Street, Myenegone (North), Sanchaung Township, Yangon</p>	<p>Tel. : (95-1) 527-224</p>	<p>Fax : (95-1) 527-280</p>
<p>REPUBLIC OF THE PHILIPPINES MANILA BRANCH 25th Floor, Far East Bank Center Sen. Gil J. Puyat Avenue, Makati City, Metro Manila, 1200 Philippines</p>	<p>Tel. : (63-2) 891-4024-30 Telex : (075) 62897 BBL MNL PN</p>	<p>Fax : (63-2) 891-4035 Swift : BKKB PH MM</p>
<p>REPUBLIC OF SINGAPORE SINGAPORE BRANCH Bangkok Bank Building 180 Cecil Street, Robinson Road, Singapore 069546 (P.O. Box 941, Singapore 901841)</p>	<p>Tel. : (65) 6410-0400, 6410-0410 Telex : (087) 21359, 25639 BKBANK RS</p>	<p>Fax. : (65) 6225-5852 Swift : BKKB SG SG</p>
<p>TAIWAN TAIPEI BRANCH 121, Sung Chiang Road, Taipei 10429, Taiwan (P.O. Box 22419, TAIPEI, TAIWAN)</p>	<p>Tel. : (886-2) 2507-3275, 2508-1944 Telex : (0769) 11289 BANKOKBK</p>	<p>Fax. : (886-2) 2506-4625 Swift : BKKB TW TP</p>
<p>KAOHSIUNG SUB-BRANCH Floor 1-2, Asia Pacific Commercial Building 63 Wu Fu 3rd Road, Kaohsiung, Taiwan</p>	<p>Tel. : (886-7) 271-0000, 271-5188 Telex : (0769) 11289 BANKOKBK</p>	<p>Fax. : (886-7) 271-3730, 271-3731 Swift : BKKB TW TP</p>
<p>TAICHUNG SUB-BRANCH 9F-1, Lin-Ding Summit Building 345, Taichung Kang Road, Section 1 Taichung, Taiwan</p>	<p>Tel. : (886-4) 2326-9623, 2323-3691 Telex : (0769) 11289 BANKOKBK</p>	<p>Fax. : (886-4) 2323-3685 Swift : BKKB TW TP</p>
<p>UNITED KINGDOM LONDON BRANCH 61 St. Mary Axe, London EC3A 8BY</p>	<p>Tel. : (44-207) 929-4422, 626-0397 Telex : (051) 8812448 BKBANK G</p>	<p>Fax. : (44-207) 283-3988 Swift : BKKB GB 2L</p>
<p>UNITED STATES OF AMERICA NEW YORK BRANCH 29 Broadway, 20th Floor New York, NY 10006, U.S.A.</p>	<p>Tel. : (1-212) 422-8200, 422-9218 Telex : (023) 175459 BKBK UT</p>	<p>Fax. : (1-212) 422-0728 Swift : BKKB US 33</p>
<p>THE SOCIALIST REPUBLIC OF VIETNAM HO CHI MINH CITY BRANCH Harbour View Tower 35 Nguyen Hue Street District 1, Ho Chi Minh City</p>	<p>Tel. : (84-8) 821-4396-8, 821-3107 Telex : (0805) 813080, 813083 BBL HCM VT</p>	<p>Fax. : (84-8) 821-3772 Swift : BKKB VN VX E-Mail : bblhcm@hcm.vnn.vn</p>
<p>HANOI SUB-BRANCH 41B Ly Thai To Street Hoan Kiem District, Hanoi</p>	<p>Tel. : (84-4) 826-0886, 824-9094-5 Telex : (0805) 411366 BBL HN VT</p>	<p>Fax. : (84-4) 826-7397 Swift : BKKB VN VX HAN E-Mail : bbl.hn@fpt.vn</p>
<p>MALAYSIA BANGKOK BANK BERHAD (Wholly owned subsidiary) 105 Jalan Tun H.S. Lee 50000 Kuala Lumpur (P.O. Box 10734, 50923 Kuala Lumpur)</p>	<p>Tel. : (603) 2072-4555, 2031-7959 Telex : (084) 30359 BKBANK MA</p>	<p>Fax. : (603) 2070-4028 Swift : BKKB MY KL E-Mail : bbb@fm.net.my</p>

Metropolitan Branches

Branch	Address	Telephone	Facsimile
Abdulrahim (Sub-Branch)	990 Abdulrahim Place (6 th Fl.) Rama IV Road, Bang Rak, Bangkok 10500	0-2636-0578-80	0-2636-0582
Anusawari Chaisamorphum	5/11 Phayathai Road, Ratchathewi, Bangkok 10400	0-2246-8586-8	0-2246-8585
Asok-Din Daeng	596 Asok-Din Daeng Road, Din Daeng, Bangkok 10400	0-2246-1610-3, 0-2247-9232	0-2246-0104
Bang Bon	26/378 Mu 6, Ekachai Road, Bang Bon, Bangkok 10150	0-2416-2010, 0-2415-3081	0-2416-2009
Bang Chak	2109 Sukhumvit Road, Bang Chak, Phra Khanong, Bangkok 10250	0-2311-3851-2, 0-2311-7804 0-2331-9684	0-2311-7501
Bang Kapi	182 Sukhumvit Road, Khlong Toei, Bangkok 10110	0-2653-1011-23, 0-2251-5148	0-2251-5149
Bang Khae	387 Mu 3, Phetchakasem Road, Bang Khae, Bangkok 10160	0-2413-1701-5	0-2454-2389
Bang Khen	2124 Phahonyothin Road, Lad Yao, Bang Khen, Bangkok 10900	0-2579-1146-8	0-2579-1149
Bang Khru-Phra Pradaeng	109/1 Mu 4, Suksawat Road, Bang Chak, Phra Pradaeng, Samut Prakan 10130	0-2436-7051-3	0-2463-7053
Bang Khun Non	31/102 Bang Khun Non Road, Bangkok Noi, Bangkok 10700	0-2423-0471, 0-2435-8776 0-2424-2203	0-2423-0470
Bang Khun Thian	111 Chom Thong Road, Chom Thong, Bangkok 10150	0-2468-6660-3, 0-2875-5503	0-2468-4879
Bangkok Airport	222 Mu10, Terminal 2, Bangkok International Airport, Don Muang, Bangkok 10210	0-2535-3657-8, 0-2532-1436	0-2504-2691
Bangkok Noi	818 Phran Nok Road, Ban Changlo, Bangkok Noi, Bangkok 10700	0-2411-0101-4	0-2412-2282
Bang Krui	9/49 Mu 2, Charansanitwong Road, Bang Krui, Nonthaburi 11130	0-2447-0591-3, 0-2447-0595	0-2447-0594
Bang Lamphu	109 Samsen Road, Wat Samphraya, Phra Nakhon, Bangkok 10200	0-2281-4118, 0-2282-5682 0-2281-4134	0-2280-1839
Bang Na	947/2 Mu 12, Bang Na Complex, Bang Na-Trat Road Km. 3, Bang Na, Bangkok 10260	0-2361-8444-8, 0-2361-8437-8	0-2361-8453-4
Bang Phlat	238 Charansanitwong Road, Bang Or, Bang Phlat, Bangkok 10700	0-2423-0820-1, 0-2435-8777	0-2423-0822
Bang Phli	95/53 Mu 4, Bang Na-Trat Road, Bang Phli, Samut Prakan 10540	0-2750-8600-7	0-2312-5332
Bang Pho	532/1 Pracharat Soi 1 Road, Bang Sue, Bangkok 10800	0-2585-7357-8, 0-2585-7746	0-2587-4923
Bang Rak	1576 Charoen Krung Road, Bang Rak, Bangkok 10500	0-2630-9273-5, 0-2630-9277	0-2630-9276
Bang Sue	569/1 Pracharat Sai 2 Road, Bang Sue, Bangkok 10800	0-2585-5301, 0-2585-7450-2	0-2585-5250
Bang Yai, Nonthaburi	81 Mu 6, Taling Chan-Suphanburi Road, Bang Yai, Nonthaburi 11140	0-2595-0444-6, 0-2903-1151-5	0-2595-0447
Bang Yi Khan	409 Charansanitwong Road, Bang Bumru, Bang Phlat, Bangkok 10700	0-2424-7921-3, 0-2424-6243	0-2433-2698
Bukkhalo	32 Mahaisawan Road, Bukkhalo, Thonburi, Bangkok 10600	0-2468-0123-5, 0-2468-4971-3 0-2468-3485	0-2468-6670
Chalaem Nimit	3601/21-23 Soi Chalaem Nimit, Bang Khlo, Bang Khloaem, Bangkok 10120	0-2688-5146-9, 0-2688-5150	0-2688-5167
Chan Road	1564/8 Chan Road, Sathon, Bangkok 10120	0-2674-7585, 0-2213-2746	0-2212-5871
Chan Road Saphan 5	1675/5 Chan Road, Sathon, Bangkok 10120	0-2678-3150-5, 0-2678-3882	0-2287-4650
Charoen Phat	214/7 Itsaraphap Road, Thonburi, Bangkok 10600	0-2465-5042, 0-2465-0695	0-2465-5044
Charoen Phon	58 Rama I Road, Pathumwan, Bangkok 10330	0-2214-1431, 0-2214-3281	0-2214-4417
Chok Chai 4 Latphrao	1/439-441 Soi Chok Chai 4, Lat Phrao Road, Bangkok 10230	0-2530-5340-4, 0-2931-4712	0-2530-5344
Chaeng Watthana Road	200 Mu 4, Jasmine Bldg., Chaeng Watthana Road, Nonthaburi 11120	0-2583-6298-9, 0-2962-2517-8 0-2583-6010	0-2962-2516
Din Daeng Road	14 Din Daeng Road, Din Daeng, Bangkok 10400	0-2245-3521-3, 0-2245-3858	0-2245-2800
Ekkamai	23/2 Sukhumvit 63 Road, Watthana, Bangkok 10110	0-2714-3100-18, 0-2714-3098, 0-2391-9276	0-2714-3096
Emporium	622 Ground Floor, The Emporium Tower, Sukhumvit Road, Khlong Toei, Bangkok 10110	0-2664-9291-3	0-2664-9294
Ha Yaek Pak Kret	79/1 Mu 5, Tiwanon Road, Pak Kret, Nonthaburi 11120	0-2583-7987-9, 0-2584-2046	0-2583-1648

Metropolitan Branches

Branch	Address	Telephone	Facsimile
Hua Lamphong	227 Rama IV Road, Pathumwan, Bangkok 10330	0-2216-3074-7, 0-2216-6933 0-2216-6935-9	0-2216-3139
Hua Mak	2078/1 Ramkhamhaeng Road, Bang Kapi, Bangkok 10240	0-2314-1736-8, 0-2314-5777	0-2314-0788
Huai Khwang	5003 Prachasongkhro Road, Din Daeng, Bangkok 10400	0-2277-4651-2	0-2277-6348
Inthamara	587/2 Suthisanwinitchai Road, Din Daeng, Bangkok 10400	0-2277-2551-2, 0-2277-0353	0-2277-0788
Intharak	11/22 Mu 6, Nawamin Road, Bungkum, Bangkok 10240	0-2519-5306-8, 0-2519-3435	0-2519-5309
Jewelry Trade Center, Silom	919/554 Jewelry Trade Center Bldg., Surasak Road, Silom, Bang Rak, Bangkok 10500	0-2630-0569, 0-2630-0576-7	0-2630-0579
July 22nd Circle	74 Mittraphan Road, Pomprap, Bangkok 10100	0-2223-2596, 0-2222-2848	0-2223-2597
Khae Rai	30/5 Ngamwongwan Road, Nonthaburi 11000	0-2580-0151, 0-2589-3254 0-2951-0940-3	0-2589-3255
Khlong Chan	62/14 Sukhaphiban 2 Road, Bang Kapi, Bangkok 10240	0-2377-6611, 0-2377-4667	0-2375-8898
Khlong Luang Pathumthani	99 Mu 8, Phahonyothin Road, Khlong Nung, Pathumthani 12120	0-2516-2840-3	0-2516-2844
Khlong San	5 Charoennakhon Road, Khlong San, Bangkok 10600	0-2437-0216-9, 0-2439-5867-8	0-2438-7290
Khlong Tan	9/12-14 UM Tower, Floor B1, Ramkhamhaeng Road, Suan Luang, Bangkok 10250	0-2719-9125-9, 0-2314-3740	0-2314-4383
Khlong Toei	2923 Rama IV Road, Khlong Toei, Phra Khanong, Bangkok 10110	0-2258-2835, 0-2258-2829	0-2258-2831
King Kaeo Road (Sub-Branch)	68/19-22 Mu 5, King Kaeo Road, Bang Phli, Samut Prakan 10540	0-2738-9600-3	0-2738-9604
Kluai Nam Thai	3797 Rama IV Road, Khlong Tan, Khlong Toei, Bangkok 10110	0-2391-1058, 0-2392-2581-2 0-2392-2824	0-2391-1963
Khuenkhan-Phra Pradaeng	99/9 Mu 5, Suksawat Road, Phra Pradaeng, Samut Prakan 10130	0-2462-7865-6	0-2462-7864
Ko Pho Office	Ko Pho Office, Phitsanulok Road, Dusit, Bangkok 10300	0-2281-5744, 0-2280-4040	0-2281-5965
Lak Si	202/34 Chaeng Watthana Road, Bang Khen, Lak Si, Bangkok 10210	0-2521-3145-6, 0-2521-2761 0-2521-5282	0-2521-3148
Lak Si Plaza	333 Mu 4, Chaeng Watthana Road, Bang Khen, Lak Si, Bangkok 10210	0-2576-1286-9	0-2576-1290
Lam Luk Ka Road, Khlong 2	20/7 Mu 18, Lam Luk Ka Road, Lam Luk Ka, Pathumthani 12130	0-2995-8145-9	0-2995-8150
Lat Krabang	223 Mu 1, Lat Krabang, Bangkok 10520	0-2326-9950-3	0-2326-9954
Lat Phrao	1150 Phahonyothin Road, Chatuchak, Bangkok 10900	0-2511-4051-5, 0-2513-1405 0-2511-1304	0-2511-3138
Lat Phrao Soi 44	820 Soi Lat Phrao 44, Huai Khwang, Bangkok 10311	0-2512-1882-3	0-2512-1884
Lat Phrao Soi 99	2739 Lat Phrao Road, Wang Thonglang, Bangkok 10310	0-2514-2772, 0-2539-7518, 0-2514-1434, 0-2514-0773	0-2538-6250
Lat Pla Khao Road (Sub-Branch)	11/46 Mu 1, Jarakhaebua, Lat Phrao, Bangkok 10230	0-2940-3744-5	0-2940-3489
Lumphini	1965/10 Rama IV Road, Lumphini, Pathumwan, Bangkok 10330	0-2252-9365-6, 0-2252-8105	0-2254-7833
Mahanak	1088, 1090 Krung Kasem Road, Pomprap, Bangkok 10100	0-2281-9964, 0-2281-9941 0-2628-0839-41	0-2281-9963
Minburi	155 Sihaburanukit Road, Minburi, Bangkok 10510	0-2517-0117-9, 0-2517-0360	0-2517-0361
Nana Nua	11/1 Sukhumvit Road, Soi 3, Khlong Toei, Watthana, Bangkok 10110	0-2253-4492, 0-2253-4498	0-2253-4494
New Phetchaburi Road	1975/1 New Phetchaburi Road, Bang Kapi, Huai Khwang, Bangkok 10320	0-2314-1041-3, 0-2314-1324-5 0-2314-4390	0-2319-3366
Nong Chok	59/9 Mu 2, Buriphirom Road, Nong Chok, Bangkok 10530	0-2543-1187, 0-2543-2488	0-2543-1188
Nong Khaem	88/539 Mu 2, Phetchakasem Road, Nong Khaem, Bangkok 10160	0-2431-2156-8	0-2431-1729

Metropolitan Branches

Branch	Address	Telephone	Facsimile
Nonthaburi	26/5 Mu 6, Pracharat Road, Nonthaburi 11000	0-2525-0258, 0-2525-2727-9 0-2526-5571	0-2525-0259
On Nut Soi 16 (Sub-Branch)	742, 744, 746 Soi On Nut 16, Suan Luang, Bangkok 10250	0-2331-3812, 0-2331-3819 0-2331-3899	0-2331-3796
Oriental (Sub-Branch)	1237/1 Charoen Krung Road, Bang Rak, Bangkok 10500	0-2236-5651, 0-2630-6780-2 0-2266-8616	0-2233-6394
Pak Khlong Talat	128-134 Saphanphud Road, Phra Nakhon, Bangkok 10200	0-2226-4601-4, 0-2226-3884	0-2226-4600
Phahurat	33-41 Phahurat Road, Phra Nakhon, Bangkok 10200	0-2222-2840, 0-2222-5468	0-2225-6843
Phasi Charoen (Sub-Branch)	55 Mu 9, Phetchakasem Road, Soi 33/4, Phasi Charoen, Bangkok 10160	0-2454-1679, 0-2454-1773 0-2454-1371	0-2454-2742
Phatthanakan Road	2146 Phatthanakan Road, Suan Luang, Bangkok 10250	0-2321-7000-3, 0-2722-7221	0-2321-5872
Phlapphachai	9 Suapa Road, Pomprap, Bangkok 10100	0-2221-4681, 0-2221-5265 0-2222-0321	0-2222-2649
Phloenchit Road	860-864 Phloenchit Road, Lumpini, Pathumwan, Bangkok 10330	0-2253-6735, 0-2255-2413	0-2251-1649
Phra Khanong	1116/1 Sukhumvit Road, Phra Khanong, Khlong Toei, Bangkok 10110	0-2392-1984, 0-2391-2877	0-2381-2407
Phra Pradaeng	152 Nakhon Khuan Khan Road, Bang Pung, Phra Pradaeng, Samut Prakan 10130	0-2462-5907-8, 0-2462-7570 0-2463-4625, 0-2462-6824	0-2463-3449
Prachachun Road	1333 Prachachun Road, Bang Sue, Bangkok 10800	0-2589-9922-5, 0-2591-8006-7	0-2589-5995
Pracha Uthit Road Ratburana	641, 641/1-2 Mu 1, Pracha Uthit Road, Bang Mod, Bangkok 10140	0-2428-4001-2, 0-2872-6956	0-2428-2891
Pradiphat Road	252 Pradiphat Road, Samsen Nai, Phayathai, Bangkok 10400	0-2279-8060-7, 0-2279-0741	0-2271-4690
Pratu Nam	77-87 Ratchadamri Road, Lumpini, Pathumwan, Bangkok 10330	0-2253-7823, 0-2253-9086 0-2252-5183-5, 0-2254-7950	0-2253-9009
Puchao Samingphrai Road	298 Puchao Samingphrai Road, Samrong Tai, Phra Pradaeng, Samut Prakan 10130	0-2394-4863-4, 0-2394-5990 0-2384-1663	0-2384-1662
Rama II K.M. 7 Road	84/1-6 Mu 6, Rama II Road, Bang Khun Thian, Bangkok 10151	0-2416-5571-5, 0-2416-0805-6	0-2416-5574
Rama IX Road	250 Rama IX Road, Huai Khwang, Bangkok 10320	0-2247-9883-5, 0-2641-4044 0-2247-9881, 0-2248-4937	0-2248-4935
Ramintra	79/10 Mu 4, Ramintra, Bang Khen, Bangkok 10220	0-2521-2649-50, 0-2521-0349 0-2552-5445	0-2521-2651
Ramintra K.M. 10 Road (Sub-Branch)	12/16-19 Ramintra Road, Bangkok 10230	0-2918-0270-3	0-2918-0274
Ramkhamhaeng Road, Soi 28 (Sub-Branch)	2102/56-57 Ramkhamhaeng Road, Soi 28, Hua Mak, Bang Kapi, Bangkok 10240	0-2377-0222, 0-2377-0228 0-2377-0235	0-2377-0334
Rangsit	265/2 Mu 2, Phahonyothin Road, Prachathipat, Pathum Thani 12130	0-2531-3226, 0-2531-0669 0-2531-3239-40, 0-2531-8224	0-2531-0668
Ratburana	225/1 Mu 8, Suksawat, Ratburana, Bangkok 10140	0-2427-0130-2	0-2427-3769
Ratchada-Huai Khwang Road	205/5-6 Ratchadaphisek Road, Din Daeng, Bangkok 10400	0-2692-6900-4, 0-2276-0995	0-2276-0996
Ratchada-Lat Phrao Road	23/75 Ratchada-Lat Phrao Road, Chatuchak, Bangkok 10900	0-2512-1867-9, 0-2513-9724	0-2512-1870
Ratchada-Si Yaek Sathu Pradit	591 Rama III Road, Yannawa, Bangkok 10120	0-2284-2893-4, 0-2294-2916 0-2294-1252, 0-2294-2926	0-2294-8762 0-2294-2926
Ratchada-Thaphra (Sub-Branch)	155/7-10 Ratchadaphisek Road, Thonburi, Bangkok 10600	0-2468-8789, 0-2468-9692 0-2468-8792	0-2468-2768
Ratchathewi	128/17-18 Phayathai Road, Ratchathewi, Bangkok 10400	0-2216-1550-8, 0-2216-1574-6	0-2216-1572
Ratchawat	1390/1 Nakhon Chaisri Road, Dusit, Bangkok 10300	0-2241-1550-5, 0-2241-1079 0-2241-1648	0-2241-0717

Metropolitan Branches

Branch	Address	Telephone	Facsimile
Ratchawithi	272/13 Ratchawithi Road, Dusit, Bangkok 10400	0-2241-0851, 0-2243-0775-8 0-2243-4000	0-2243-4001
Ratchawong	245-249 Ratchawong Road, Samphanthawong, Bangkok 10100	0-2224-5489, 0-2224-5494 0-2224-6400	0-2221-3172
Rattanaibet Road	25/74 Mu 8, Rattanaibet Road, Nonthaburi 11000	0-2969-9152-4	0-2969-9158
Sai Luat Road	435 Sai Luat Road, Pak Nam, Samut Prakan 10280	0-2387-0133-5, 0-2387-1699 0-2701-6793-4	0-2701-6795
Samakki Road, Prachaniwet (Sub-Branch)	70/762-6 Samakki Road, Nonthaburi 11000	0-2574-6443, 0-2574-6076	0-2980-1039
Sampheng	343 Wanit 1 Road, Samphanthawong, Bangkok 10100	0-2222-2141, 0-2224-2336 0-2622-4776	0-2225-6842
Samrong	1788 Mu 6, Sukhumvit Road, Samut Prakan 10270	0-2384-1375-6, 0-2384-7607-8 0-2754-1082-3	0-2754-1083
Samut Prakan	840/16 Prakhonchai Road, Pak Nam, Samut Prakan 10270	0-2702-6235-8, 0-2702-6218	0-2702-6219 0-2702-7498
Sam Yaek Fai Chai	137/1 Charansanitwong Road, Bangkok Noi, Bangkok 10700	0-2411-1145, 0-2411-0444 0-2866-6645-8, 0-2866-7660-1	0-2411-3143
Sam Yot	88-90 Charoen Krung Road, Phra Nakhon, Bangkok 10200	0-2225-6716-7, 0-2223-1589-90 0-2225-9273	0-2225-6845
Saphan Khao	224/4-6 Lan Luang Road, Pomprap, Bangkok 10110	0-2281-3820, 0-2282-9627 0-2281-3811, 0-2628-2410-11	0-2281-0265
Saphan Luang	590 Rama IV Road, Bang Rak, Bangkok 10500	0-2267-1022-5, 0-2266-7284-6	0-2266-7288
Saphan Mai Don Muang	3/774 Phahonyothin Road, Bang Khen, Bangkok 10220	0-2521-0335, 0-2521-1593 0-2521-2077, 0-2521-4371	0-2552-1779
Saphan Phan Fa	101 Rajadamnoen Avenue, Bowon Niwet, Bangkok 10200	0-2281-5359, 0-2281-5926 0-2281-0944, 0-2282-2620 2282-0010	0-2280-1849 0-2281-53590
Saphan Phra Pinklao	165/20 Phra Pinklao Road, Bangkok Noi, Bangkok 10700	0-2434-0140-4	0-2423-0104
Sathon	175 Sathon City Tower, South Sathon Road, Sathon, Bangkok 10120	0-2287-1141, 0-2285-5242-3 0-2285-5240	0-2285-5265
Sathu Pradit	271/1 Sathu Pradit Road, Yannawa, Bangkok 10120	0-2211-9591-3, 0-2211-7023-4 0-2211-8227	0-2211-9165
Seacon Square	904 Mu 6, Seacon Bldg., Srinakharin Road, Nong Bon, Praveh, Bangkok 10260	0-2721-8642-9, 0-2721-8650	0-2721-8651
Sena Nikhom	1714/9-10 Phahonyothin Road, Lat Yao, Chatuchak, Bangkok 10900	0-2513-9142-6	0-2513-2774
Siam Square	394 Rama I Road, Pathumwan, Bangkok 10330	0-2252-1330-9, 0-2252-0519 0-2251-8546	0-2254-7834 0-2252-3204
Silom	300 Silom Road, Bang Rak, Bangkok 10500	0-2233-6080, 0-2635-8451 0-2635-6614-6	0-2233-4953
Si Phraya	235 Si Phraya Road, Bang Rak, Bangkok 10500	0-2236-8715-6, 0-2236-2706-7 0-2236-2589	0-2236-2591
Si Yaek Bang Na	4271 Sukhumvit Road, Bang Na, Bangkok 10260	0-2396-1196-7, 0-2396-0742	0-2396-1195
Si Yan	844-846 Samsen Road, Dusit, Bangkok 10300	0-2241-3191-4, 0-2241-2888 0-2241-0125	0-2243-0999

Metropolitan Branches

Branch	Address	Telephone	Facsimile
Sinakharin Road	436 Mu 5, Srinakharin Road, Samrong Nua, Samut Prakan 10270	0-2385-7152, 0-2385-7158 0-2758-9515	0-2385-7151
Soi Ari	404/9 Phahonyothin Road, Samsen Nai, Phyatthai, Bangkok 10400	0-2279-2090-4, 0-2279-9860-3	0-2271-4583
Song Prapha Road (Sub-Branch)	310/7 Song Prapha Road, Don Muang, Bangkok 10210	0-2929-9719-24	0-2929-9725
Suan Chatuchak	Chatuchak Weekend Market Office Bldg., Kamphaeng Phet, 2 Road, Lat Yao, Chatuchak, Bangkok 10900	0-2272-4420-2, 0-2272-4422	0-2272-4421
Suan Phlu	167/9 Soi Suan Phlu, South Sathon, Sathon, Bangkok 10120	0-2287-1561-5	0-2287-1567
Suan Sayam	99/1 Sukhaphiban 2 Road, Kannayao, Bangkok 10230	0-2517-1364-6, 0-2517-8496	0-2517-1367
Sukhaphiban 1 Road K.M. 8	123/719-720 Mu 11, Sukhaphiban 1 Road, Bungkum, Bangkok 10230	0-2948-5581-4, 0-2948-5231-2	0-2948-5585
Sukhaphiban 3 Road, Bungkum	290/3-4 Ramkhamhaeng Road (Sukhaphiban 3), Bungkum, Bangkok 10240	0-2728-0740-6	0-2372-0328
Sukhumvit 43	787 Sukhumvit Road, Khlong Tan Nua, Watthana, Bangkok 10110	0-2662-4778-9, 0-2258-8847	0-2258-4727
Suksawat Road	220/8 Mu 3, Suksawat Road, Chomthong, Bangkok 10140	0-2468-1504, 0-2460-1813 0-2468-2724, 0-2877-1102-3	0-2460-1814
Sunthonsosa	116 SSP Tower 2, Na Ranong Road, Khlong Toei, Bangkok 10110	0-2240-4071-3, 0-2240-4080 0-2240-4085	0-2240-4074
Surawong	23 Surawong Road, Bang Rak, Bangkok 10500	0-2233-9760-9, 0-2234-4816	0-2234-5182
Tak Sin Road	78/1 Tak Sin Road, Thonburi, Bangkok 10600	0-2465-9001-5, 0-2890-5901-2	0-2466-3316
Talat Noi	924-924/1 Charoen Krung Road, Bangkok 10100	0-2234-9049, 0-2267-0275 0-2234-9654, 0-2234-9046-7	0-2234-9048
Talat Phlu	1375/1-3 Thoet Thai Road, Thonburi, Bangkok 10600	0-2466-1060-3, 0-2466-8478-9 0-2465-6613	0-2466-8480
Talat Si Mum Muang Rangsit	600/469-472 Phahonyothin Road, Pathum Thani 12130	0-2536-8003, 0-2536-8086 0-2536-8104, 0-2536-8107	0-2536-7906
Taling Chan	53 Mu 6, Boromratchonnani Road, Taling Chan, Bangkok 10170	0-2434-0461-2, 0-2435-3109-10	0-2435-3110
Tanao Road	391 Tanao Road, Bangkok 10200	0-2225-6546, 0-2221-6309 0-2221-8126-9, 0-2224-1317	0-2221-7876
Tha Phra	132 Phetchakasem Road, Bangkok 10160	0-2457-0040-4, 0-2457-3194	0-2457-2176
Tha Tian	278-282 Maharat Road, Bangkok 10200	0-2221-7821, 0-2221-7141	0-2222-4647
The Mall Bang Kapi (Sub-Branch)	3522 The Mall Bang Kapi Bldg., Lat Phrao Road, Khlong Chan, Bang Kapi, Bangkok 10240	0-2734-1646	0-2734-1649
The Mall Bang Khae	275 Mu 1, Phetchakasem Road, Phasi Charoen, Bangkok 10160	0-2454-9372-4	0-2454-9368
Thepharak Road	73 Mu 20, Thepharak Road, Bang Phli, Samut Prakan 10540	0-2312-3127-9, 0-2312-3110 0-2312-3139	0-2312-3130
Thonburi	231 Prachatipok Road, Khlong San, Bangkok 10600	0-2437-0220-3, 0-2437-8468 0-2437-8471	0-2439-1220
Thonglo Road	162 Soi Thonglo (Sukhumvit 55), Watthana, Bangkok 10110	0-2381-2339-42	0-2381-7071
Uruphong	62/48 Phetchaburi Road, Ratchathewi, Bangkok 10400	0-2215-0640-2, 0-2215-9628	0-2215-9631
Vanit Building	1126/2 Vanit Bldg. 2, New Phetchaburi Road, Bangkok 10400	0-2254-2789, 0-2254-2773 0-2253-4601, 0-2254-2620	0-2254-2826
Viphavadi Rangsit	9/28 Viphavadi Rangsit Road, Lat Yao, Bangkok 10900	0-2277-6396, 0-2275-6045	0-2277-6122
Wong Sawang	800/1 Wong Sawang Road, Bang Sue, Bangkok 10800	0-2585-0350, 0-2585-5717 0-2585-8858	0-2585-5717
Worachak	322, 324 Worachak Road, Pomprap, Bangkok 10100	0-2221-7410, 0-2221-7887-9	0-2225-1688
Yannawa	2209 Charoen Krung Road, Bangkok 10120	0-2289-2561, 0-2289-0143 0-2289-0114	0-2289-2563

Commercial Banking

Business Center	Address	Telephone	Facsimile
Bang Kapi	182 Sukhumvit Road, Khlong Toei, Bangkok 10110	0-2653-2970-82, 0-2252-4476	0-2254-7830
Bang Khae	387 Mu 3, Phetchakasem Road, Bang Khae, Bangkok 10160	0-2413-1701-5	0-2804-6034-5
Bang Lamphu	109 Samsen Road, Wat Samphraya, Phra Nakhon, Bangkok 10200	0-2281-3397, 0-2282-9624	0-2281-4120
Bang Na	947/2 Mu 12, Bang Na Complex, Bang Na-Trat Road Km. 3, Bang Na, Bangkok 10260	0-2361-8444-8, 0-2361-8493-7 0-2361-8467, 0-2361-8442	0-2744-3170-1
Bukkhalo	32 Mahaisawan Road, Bukkhalo, Thonburi, Bangkok 10600	0-2877-9020	0-2878-2103
Chan Road	1564/8 Chan Road, Sathon, Bangkok 10120	0-2674-7582	0-2673-3004
Ekkamai	23/2 Sukhumvit 63 Road, Watthana, Bangkok 10110	0-2714-2824	0-2714-2822
Hua Lamphong	227 Rama IV Road, Pathumwan, Bangkok 10330	0-2613-7500	0-2216-7652-3
Khlong Tan	9/12-14 UM Tower, Floor B1, Ramkhamhaeng Road, Suan Luang, Bangkok 10250	0-2719-9125	0-2719-8696
Lat Phrao	1150 Phahonyothin Road, Chatuchak, Bangkok 10900	0-2930-9301-8	0-2939-2620-1
Lat Phrao Soi 99	2739 Lat Phrao Road, Wang Thonglang, Bang Kapi, Bangkok 10310	0-2935-0607	0-2935-0624-5
Phlapphlachai	9 Suapa Road, Pomprap, Bangkok 10100	0-2623-2727	0-2623-2733
Rama IX Road	250 Rama IX Road, Huai Khwang, Bangkok 10320	0-2645-5600	0-2645-5601-2
Ramintra	79/10 Mu 4, Ramintra, Bang Khen, Bangkok 10220	0-2521-2649-50	0-2986-3500
Ratburana	225/1 Mu 8, Suksawat Road, Ratburana, Bangkok 10140	0-2427-0130-2, 0-2873-1619	0-2873-7042
Ratchada-Lat Phrao Road	23/75 Ratchadaphisek Road, Chatuchak, Bangkok 10900	0-2938-2141-2, 0-2938-9802	0-2938-9227-8
Ratchathewi	128/17-18 Phyathai Road, Ratchathewi, Bangkok 10400	0-2216-1550-8, 0-2216-1574-6	0-2612-1765
Ratchawong	245-249 Ratchawong Road, Samphanthawong, Bangkok 10100	0-2622-5101-4, 0-2224-6403	0-2221-3143
Rattanaithibet Road	25/74 Mu 8, Rattanaithibet Road, Nonthaburi 11000	0-2969-9152-3	0-2527-8948
Sampheng	343 Wanit 1 Road, Samphanthawong, Bangkok 10100	0-2622-9955	0-2622-9956
Samrong	1788 Mu 6, Sukhumvit Road, Samut Prakan 10270	0-2710-4134	0-2394-3432
Saphan Phra Pinklao	165/20 Phra Pinklao Road, Bangkok Noi, Bangkok 10700	0-2434-0140-4 0-2886-0203-5 Ext. 2101-7	0-2886-0646-7
Sathu Pradit	271/1 Sathu Pradit Road, Yannawa, Bangkok 10120	0-2674-2911 Ext. 2201-2209 0-2674-2905	0-2674-4960
Siam Square	394 Rama I Road, Pathumwan, Bangkok 10330	0-2658-4514, 0-2658-4509-17	0-2658-4507
Silom	300 Silom Road, Bang Rak, Bangkok 10500	0-2233-6080-99, 0-2635-6616	0-2635-6897-8
Silom Head Office	333 Silom Road, Bang Rak, Bangkok, 10500	0-2230-1842, 0-2626-4080	0-2626-4124
Soi Ari	404/9 Phahonyothin Road, Samsen Nai, Phyathai, Bangkok 10400	0-2619-1486-91, 0-2271-4582	0-2279-6528
Suan Sayam	99/1 Mu 3, Sukhaphiban 2 Road, Kannayao, Bangkok 10230	0-2906-8357-8, 0-2906-8486-9	0-2906-8359-60
Tak Sin Road	78/1 Tak Sin Road, Thonburi, Bangkok 10600	0-2890-6505	0-2890-6512
Talat Si Mum Muang Rangsit	600/469-72 Phahonyothin Road, Pathum Thani 12130	0-2536-8003, 0-2536-8107	0-2992-3532
Wong Sawang	800/1 Wong Sawang Road, Bang Sue, Bangkok 10800	0-2585-2982	0-2913-9159
Worachak	100 Worachak Road, Pomprap, Bangkok 10100	0-2621-2416-9	0-2225-1688

Business Banking

Business Center	Address	Telephone	Facsimile
Bang Kapi	182 Sukhumvit Road, Khlong Toei, Bangkok 10110	0-2653-2970	0-2251-5146
Bang Khae	387 Mu 3 Phetchakasem Road, Bang Khae, Bangkok 10160	0-2804-6309, 0-2413-1701-5	0-2804-6034-5
Bang Lamphu	109 Samsen Road, Wat Samphraya, Phra Nakhon, Bangkok 10200	0-2282-4645	0-2281-4120
Bang Na	947/2 Mu 12 Bang Na Complex, Bang Na-Trat Road Km. 3, Bang Na, Bangkok 10260	0-2361-8443	0-2744-3170-1
Bukkhalo	32 Mahaisawan Road, Bukkhalo, Thonburi, Bangkok 10600	0-2877-8043	0-2878-2103
Chan Road	1564/8 Chan Road, Sathon, Bangkok 10120	0-2211-7409	0-2673-3004
Ekkamai	23/2 Sukhumvit 63 Road, Watthana, Bangkok 10110	0-2714-2824	0-2714-2822
Hua Lamphong	227 Rama IV Road, Pathumwan, Bangkok 10330	0-2216-9032, 0-2216-7653	0-2216-7662
Khlong Tan	9/12-14 UM Tower, Floor B1, Ramkhamhaeng Road, Suan Luang, Bangkok 10250	0-2719-9125-9	0-2719-8696
Lat Phrao	1150 Phahonyothin Road, Chatuchak, Bangkok 10900	0-2939-2622	0-2939-2620-1
Lat Phrao Soi 99	2739 Lat Phrao Road, Wang Thonglang, Bangkok 10310	0-2932-3884	0-2935-0624
Phlapphlachai	9 Suapa Road, Pomprap, Bangkok 10100	0-2222-3152	0-2623-2733
Rama IX Road	250 Rama IX Road, Huai Khwang, Bangkok 10320	0-2645-5600	0-2645-5601-2
Ramintra	79/10 Mu 4 Ramintra, Bang Khen, Bangkok 10220	0-2521-8927	0-2986-3500-1
Ratburana	225/1 Mu 8 Suksawat, Ratburana, Bangkok 10140	0-2873-1612	0-2873-7042
Ratchada-Lat Phrao Road	23/75 Ratchadaphisek Road, Chatuchak, Bangkok 10900	0-2513-9725	0-2938-9227-8
Ratchathewi	128/17-18 Phayathai Road, Ratchathewi, Bangkok 10400	0-2216-1550-8	0-2612-1765
Ratchawong	245-249 Ratchawong Road, Samphanthawong, Bangkok 10100	0-2622-5101-4	0-2221-3143
Rattanaithibet Road	25/74 Mu 8 Rattanaithibet Road, Nonthaburi 11000	0-2527-8942	0-2527-8949
Sampheng	343 Wanit 1 Road, Samphanthawong, Bangkok 10100	0-2224-2383	0-2622-9956
Samrong	1788 Mu 6 Sukhumvit Road, Samut Prakan 10270	0-2384-1374-6, 0-2394-3432	0-2710-4133
Saphan Phra Pinklao	165/20 Phra Pinklao Road, Bangkok Noi, Bangkok 10700	0-2886-0642	0-2886-0646-7
Sathu Pradit	271/1 Sathu Pradit Road, Yannawa, Bangkok 10120	0-2212-0996	0-2674-4960
Siam Square	394 Rama I Road, Pathumwan, Bangkok 10330	0-2251-1427	0-2658-4507
Silom	300 Silom Road, Bang Rak, Bangkok 10500	0-2234-5914, 0-2635-6616	0-2635-6897-8
Silom Head Office	333 Silom Road, Bang Rak, Bangkok, 10500	0-2230-1283, 0-2231-4570	0-2626-4124
Soi Ari	404/9 Phahonyothin Road, Samsen Nai, Phayathai, Bangkok 10400	0-2619-1816	0-2279-6528
Suan Sayam	99/1 Mu 3, Sukhaphiban 2 Road, Kannayao, Bangkok 10230	0-2906-8352	0-2906-8359
Tak Sin Road	78/1 Tak Sin Road, Thonburi, Bangkok 10600	0-2890-6505	0-2890-6512
Talat Si Mum Muang Rangsit	600/469-72 Phahonyothin Road, Pathum Thani 12130	0-2992-3522	0-2992-3532
Wong Sawang	800/1 Wong Sawang Road, Bang Sue, Bangkok 10800	0-2913-9152	0-2913-9159
Worachak	100 Worachak Road, Pomprap, Bangkok 10100	0-2621-2416-9	0-2225-1688

Provincial Branches

Branch	Address	Telephone	Facsimile
Amnat Charoen Amnat Charoen	288/79 Chayangkun Road, Muang, Amnat Charoen 37000	0-4551-1850-2	0-4551-1854
Pathum Ratchawongsa	255 Mu 2, Arun Prasert Road, Pathum Ratchawongsa, Amnat Charoen 37110	0-4546-5052-3	0-4546-5054
Ang Thong Ang Thong	13 Thesaban 2 Road, Muang, Ang Thong 14000	0-3561-1741-2, 0-3561-1279	0-3561-1278
Wiset Chai Chan	639 Mu 6, Sukhaphiban Road, Wiset Chai Chan, Ang Thong 14110	0-3563-1502, 0-3563-1247	0-3563-1091
Buri Ram Ban Kruat	189 Mu 3, Tambon Prasat, Ban Kruat, Buri Ram 31180	0-4467-9134-5	0-4467-9133
Buri Ram	100-102 Sunthonthep Road, Muang, Buri Ram 31000	0-4461-2717	0-4461-1500
Lam Plai Mat	389 Sahanophamat Road, Lam Plai Mat, Buri Ram 31130	0-4466-1494	0-4466-1295
Nang Rong	62 Prachantakhet Road, Nang Rong, Buri Ram 31110	0-4463-1987	0-4463-1988
Pa Kham	1/1 Mu 2, Pa Kham-Nang Rong Road, Buri Ram 31220	0-4464-6079	0-4465-4225
Satuk	350/2-4 Mu 16, Tha Chang Road, Satuk, Buri Ram 31150	0-4468-1315	0-4468-1216
Chachoengsao Bang Pho (Sub-Branch)	199 Mu 1, Ban Pho-Donsinon Road, Ban Pho, Chachoengsao 24140	0-3858-7251-2	0-3858-7254
Bang Khla	19 Bang Khla-Plaeng Yao Road, Bang Khla, Chachoengsao 24110	0-3854-1700, 0-3854-1800	0-3854-1879
Bang Nam Prieo	235 Mu 5, Bang Nam Prieo-Bang Khanak Road, Bang Nam Prieo, Chachoengsao 24150	0-3858-1271-2, 0-3858-1275	0-3858-1274
Bang Pakong	239 Mu 10, Sukhumvit Road, Bang Pakong, Chachoengsao 24130	0-3853-1292, 0-3853-1289	0-3853-1291
Bang Woa (Sub-Branch)	176/5 Mu 1, Bang Na-Trat Road, Bang Pakong, Chachoengsao 24180	0-3884-0731-3	0-3884-0730
Chachoengsao	191/74 Mahachakkaphat Road, Muang, Chachoengsao 24000	0-3851-4982-7	0-3851-4981
Chumphon Road (Sub-Branch)	51-51/1-2 Chumphon Road, Muang, Chachoengsao 24000	0-3881-7778-9	0-3851-4991
Phanom Sarakhm	1140 Phanomphathana Road, Phanom Sarakhm, Chachoengsao 24120	0-3855-1001, 0-3855-1530	0-3855-1602
Chainat Chainat	57/17 Wongto Road, Muang, Chainat 17000	0-5641-1769, 0-5641-1758-9	0-5641-2504
Han Kha	709 Mu 1, Banchopwithi Road, Han Kha, Chainat 17130	0-5645-1115, 0-5645-1113	0-5645-1114
Pho HNang Dam	365 Mu 2, Tambon Pho Nang Dam, Sanphaya, Chai Nat 17150	0-5649-9013-4, 0-5649-9016	0-5649-9015
Chaiyaphum Chaiyaphum	273 K/96 Ratchatan Road, Muang, Chaiyaphum 36000	0-4481-2058	0-4481-1251
Chatturat	74/15 Mu 1, Chaiyaphum-Si Khiu Road, Chatturat, Chaiyaphum 36130	0-4485-1123	0-4485-1196
Ha Yaek Non Hai	282 Mu 6, Chaiyaphum-Ban Khwao Road, Muang, Chaiyaphum 36000	0-4482-2205-7	0-4483-6023
Nong Bua Daeng	60 Mu 9, Supphawong Ramluk Road, Nong Bua Daeng, Chaiyaphum 36210	0-4487-2044	0-4487-2828
Chanthaburi Chanthaburi	18 Tha Chalaep Road, Muang, Chanthaburi 22000	0-3931-2061, 0-3934-6428-9	0-3931-3225



Provincial Branches

Branch	Address	Telephone	Facsimile
Khlung	60/1 Thesaban 4 Road, Khlung, Chanthaburi 22110	0-3944-1513, 0-3944-1764	0-3944-1514
Makham	231/19 Mu 1, Chanthaburi-Sa Kaeo Road, Makham, Chanthaburi 22150	0-3938-9003-5	0-3938-9003
Na Yai Am	111 Mu 1, Sukhumvit Road, Na Yai Am, Chanthaburi 22160	0-3937-1231-3	0-3937-1234
Soi Dao	604 Mu 1, Chanthaburi-Sa Kaeo Road, Tambon Pa-Tong, Soi Dao, Chanthaburi 22180	0-3938-1512-5	0-3938-1516
Tha Chalaep Road	197 Tha Chalaep Road, Muang, Chanthaburi 22000	0-3932-1768-9, 0-3932-1780	0-3932-1779
Tha Mai	313 Sri Nawadit Road, Tha Mai, Chanthaburi 22120	0-3943-1989-91	0-3943-1431
Chiang Mai			
Bo Sang (Sub-Branch)	235 Mu 3, Tambon Ton Pao, San Kamphaeng, Chiang Mai 50130	0-5333-8103-4	0-5333-8094
Chang Khlan Road	164/14 Chang Khlan Road, Muang, Chiang Mai 50100	0-5382-0787-91	0-5328-2528
Chom Thong	166 Mu 2, Chiang Mai-Hot Road, Chom Thong, Chiang Mai 50160	0-5334-1113-4	0-5334-1112
Doi Saket	19 Mu 3, Tambon Choeng Doi, Doi Saket, Chiang Mai 50220	0-5349-5996-7	0-5349-5947
Fang	59/1 Mu 4 Chotana Road, Tambon Wiang, Fang, Chiang Mai 50110	0-5345-1431-5	0-5345-1212
Hang Dong	19/1 Mu 3, Chiang Mai-Hot Road, Hang Dong, Chiang Mai 50230	0-5344-1650-2	0-5344-1649
Hot	550 Mu 2, Hot, Chiang Mai 50240	0-5346-1035-6	0-5346-1037
Kad Suan Kaew	G01/2 Kad Suan Kaew Trade Centre, Suthep, Muang, Chiang Mai 50000	0-5389-5098-100	0-5322-5464
Kuang Singh (Sub-Branch)	68/5 Chotana Road, Muang, Chiang Mai 50300	0-5322-4106	0-5322-4105
Mae Ai	155 Mu 8, Fang-Tha Ton Road, Mae Ai, Chiang Mai 50280	0-5345-9146-7	0-5345-9148
Mae Jo	165 Mu 9, Chiang Mai-Phrao Road, San Sai, Chiang Mai, 50210	0-5387-8260-1	0-5387-8262
Mae Rim	70 Mu 1, Chiang Mai-Fang Road, Mae Rim, Chiang Mai 50180	0-5329-7162-3	0-5329-7286
Muang Samut Road	26/5 Muang Samut Road, Muang, Chiang Mai 50300	0-5387-6217-20	0-5325-1161
Pratu Chang Phuak	125 Chang Phuak Road, Muang, Chiang Mai 50300	0-5322-1313	0-5321-3996
Pratu Chiang Mai	11/1 Chang Lo Road, Muang, Chiang Mai 50100	0-5327-0124-6	0-5327-2706
Sa Moeng	90 Mu 10, Sa Moeng Tai, Chiang Mai 50250	0-5348-7126	0-5348-7127
San Kamphaeng	96 Mu 7, San Kamphaeng-Chiang Mai Road, San Kamphaeng, Chiang Mai 50130	0-5333-2213-4	0-5333-1472
San Pa Khai	187-195 Charoen Muang Road, Muang, Chiang Mai 50300	0-5326-2666	0-5324-6625
San Pa Tong	569 Mu 10, Chiang Mai-Hot Road, San Pa Tong, Chiang Mai 50120	0-5331-1200	0-5331-1236
Saraphi	308 Mu 3, Tambon Yang Nueng, Saraphi, Chiang mai 50140	0-5332-1272-4	0-5332-1415
Si Nakhon Phing	82-88 Chang Mai Road, Muang, Chiang Mai 50300	0-5325-1033-8	0-5325-1040
Suthep Road	251/255 Suthep Road, Muang, Chiang Mai 50200	0-5380-8390-1	0-5327-7101
Talat Mae Malai	194 Mu 2, Chiang Mai-Fang Road, Mae Taeng, Chiang Mai 50150	0-5347-1111-4	0-5347-1461
Tha Phae	53-59 Tha Phae Road, Muang, Chiang Mai 50300	0-5328-2100-2	0-5327-4734
Chiang Rai			
Chiang Rai	517 Suksathit Road, Muang, Chiang Rai 57000	0-5371-1258	0-5371-1256
Ha Yaek Phokhun Mengrai	866/18 Superhighway I, Muang, Chiang Rai 57000	0-5371-8113-7	0-5371-8116
Mae Chan	59 Mu 3, Laochakarot Road, Mae Chan, Chiang Rai 57110	0-5377-1059, 0-5377-1394	0-5377-1058
Mae Kha Chan (Sub-Branch)	330 Mu 10, Chiang Rai-Chiang Mai Road, Wiang Pa Pao, Chiang Rai 57170	0-5370-4411-2	0-5370-4413

Provincial Branches

Branch	Address	Telephone	Facsimile
Mae Sai	6/6 Mu 10, Thesaban Road, Mae Sai, Chiang Rai 57130	0-5373-2701-3	0-5373-1399
Mae Suai	277 Mu 5, Mae Suai, Chiang Rai 57180	0-5378-6010, 0-5378-6012	0-5378-6012
Phan	2547 Mu 12, Tambon Muang Phan, Phan, Chiang Rai 57120	0-5372-1234-6	0-5372-1233
Chonburi			
Ao Udom	174/11 Mu 7, Sukhumvit Road, Si Racha, Chonburi 20230	0-3835-2145-8	0-3835-2149
Ban Bung	340/26-29 Mu 1, Ratsanti Road, Ban Bung, Chonburi 20170	0-3844-4021-2, 0-3844-3691	0-3844-3712
Bang Lamung	44 Mu 5, Pattaya-Na Klua Road, Tambon Na Klua, Bang Lamung, Chonburi 20150	0-3822-2370-7	0-3822-2376
Bang Pla Soi	688 Sukhumvit Road, Muang, Chonburi 20000	0-3828-5837-9	0-3828-5842
Chonburi	168 K. Akkhaniwat Road, Muang, Chonburi 20000	0-3827-8400-8, 0-3879-0459	0-3828-4223
Khlong Tam Ru	109/2-6 Mu 3, Sukhumvit Road, Muang, Chonburi 20000	0-3821-4528, 0-3821-3598	0-3821-4528
Muang Pattaya	78/47 Mu 9, Pattaya Sai 2 Road, Bang Lamung, Chonburi 20150	0-3841-0425-7	0-3836-1609
Noen Teng	74/23 Mu 6, Sai Settakit Road, Muang, Chonburi 20000	0-3827-1036-8, 0-3879-9161-3	0-3879-9456
Nong Mon	314 Sukhumvit Road, Muang, Chonburi 20130	0-3839-1121-3	0-3839-1124
Phan Thong	83 Mu 4, Sai Phan Thong-Chonburi Road, Phan Thong, Chonburi 20160	0-3845-1783-4, 0-3845-1186	0-3845-1783
Phanat Nikhom	153 Sikunchon Road, Phanat Nikhom, Chonburi 20140	0-3847-3342-4, 0-3878-7459	0-3846-1969
Phra Tamnak-Pattaya Road	115/17 Mu 10, Phra Tamnak Road, Bang Lamung, Chonburi 20260	0-3841-1586-7, 0-3871-0562	0-3871-0564
Ratprasong Road (Sub-Branch)	598/13 Ratprasong Road, Muang, Chonburi 20000	0-3879-4835-8	0-3879-4834
Sattahip	429/1-3 Na Talad Sattahip Road, Sattahip, Chonburi 20180	0-3843-7129, 0-3843-7672	0-3843-7480
Si Racha	81/19-23 Cherm Chomphon Road, Si Racha, Chonburi 20110	0-3832-2767-8, 0-3832-1540	0-3834-6374
Suan Utsahakam Sahaphat	689 Mu 11, Sukhaphiban 8 Road, Tambon Nongkham, Si Racha, Chonburi 20280	0-3848-1526-8	0-3848-0913
Chumphon			
Chumphon	111/1-2 Sala Daeng Road, Muang, Chumphon 86000	0-7751-1274, 0-7751-1446	0-7751-1464
Lang Suan	9 Lang Suan Road, Lang Suan, Chumphon 86110	0-7754-1601, 0-7758-1486	0-7754-1149
Map Amrit	218/1 Mu 1, Tambon Don Yang, Patiu, Chumphon 86210	0-7757-8137, 0-7757-8135-6	0-7757-8134
Pak Nam Chumphon	63/2 Mu 3, Tambon Pak Nam, Muang, Chumphon 86120	0-7752-1462, 0-7752-1900	0-7752-1460
Sawi	501 Mu 5, Tambon Na Pho, Sawi, Chumphon 86130	0-7753-1070-1, 0-7758-3372	0-7753-1071
Si Yaek Pathomphon (Sub-Branch)	212/6 Mu 4, Phetchakasem Road, Tambon Wangpai, Muang, Chumphon 86190	0-7750-4965-6	0-7750-4967
Tha Sae	177 Mu 9, Phetchakasem Road, Tha Sae, Chumphon 86140	0-7759-9000, 0-7758-4157	0-7759-9001
Kalasin			
Kalasin	70 Phirom Road, Muang, Kalasin 46000	0-4381-2000	0-4381-2001
Khao Wong	117/1-2, 117/4 Mu 2, Khao Wong-Kuchinarai Road, Khao Wong, Kalasin 46160	0-4385-9537	0-4385-9124
Somdet	157 Mu 12, Thinanon Road, Somdet, Kalasin 46150	0-4386-1308	0-4386-1419
Kamphaeng Phet			
Kamphaeng Phet	6 Charoensuk Road, Muang, Kamphaeng Phet 62000	0-5571-3511-3, 0-5571-3345	0-5571-1014
Khanu Worakabsuri (Sub-Branch)	33 Mu 3, Tambon Pa Phutsa, Khanu Worakabsuri, Kamphaeng Phet 62130	0-5577-9065, 0-5572-5243-4	0-5577-9153

Provincial Branches

Branch	Address	Telephone	Facsimile
Nakhon Chum (Sub-Branch)	160/11 Mu 5, Tambon Nakhon Chum, Muang, Kamphaeng Phet 62000	0-5579-9417, 0-5579-9464	0-5579-9497
Salakbat	909 Mu 1, Phahonyothin Road, Khanu Woralaksaburi, Kamphaeng Phet 62140	0-5577-1432-3	0-5577-1488
Tha Makhua (Sub-Branch)	58/2 Mu 2, Tambon Tha Makhua, Khlong Khlung, Kamphaeng Phet 62120	0-5572-4491, 0-5572-4490-2	0-5572-4493
Kanchanaburi			
Kanchanaburi	2 U Thong Road, Ban Nua, Muang, Kanchanaburi 71000	0-3451-2710-11	0-3451-1111
Tha Muang	999 Mu 3, Saeng Chuto Road, Tha Muang, Kanchanaburi 71110	0-3461-1722	0-3461-1411
Tha Rua	362 Tha Maka, Kanchanaburi 71120	0-3456-1997-8, 0-3456-2232-4	0-3456-1031
Khon Kaen			
Ban Phai	577 Mu 1, Chen Chop Thit Road, Ban Phai, Khon Kaen 40110	0-4327-2887	0-4327-2888
Chum Phae	157 Maliwan Road, Chum Phae, Khon Kaen 40130	0-4331-1332	0-4311-1490
Khao Suan Kwang	98 Mu 11, Mitraphap Road, Khao Suan Kwang, Khon Kaen 40280	0-4344-9225	0-4344-9223
Khon Kaen	254 Sri Chandra Road, Muang, Khon Kaen 40000	0-4322-4211	0-4322-1923
Kra Nuan	527/34-36 Mu 10, Kra Nuan, Khon Kaen 40170	0-4325-1719	0-4325-1720
Mancha Khiri	354/1 Mu 3, Kasetwattana Road, Mancha Khiri, Khon Kaen 40160	0-4328-9021	0-4328-9019
Muang Phon	281/2 Serm Sawat Road, Phon, Khon Kaen 40120	0-4341-4171	0-4341-4223
Na Muang Road	680/12 Na Muang Road, Muang, Khon Kaen 40000	0-4322-5416	0-4322-5319
Prachasamoson Road	147 Prachasamoson Road, Muang, Khon Kaen 40000	0-4323-7945	0-4323-7699
Krabi			
Ao Luk	3/5 Mu 2, Phetchakasem Road, Ao Luk Nua, Ao Luk, Krabi 81110	0-7568-1131, 0-7568-1088-9	0-7565-4562
Krabi	147 Utrakit Road, Pak Nam, Muang, Krabi 81000	0-7563-1657-8	0-7561-1785
Nua Khlong (Sub-Branch)	952 Mu 2, Phetchakasem Road, Nua Khlong, Krabi 81130	0-7563-6455-6	0-7563-6458
Lampang			
Chat Chai Road	341/3 Chat Chai Road, Muang, Lampang 52100	0-5422-5682	0-5422-7840
Ko Kha	773, Phahonyothin Road, Ko Kha, Lampang 52130	0-5432-8500	0-5428-1156
Lampang	36 Tipawan Road, Muang, Lampang 52100	0-5422-8141, 0-5422-8134-7	0-5422-8139
Muang Pan	9 Mu 7, Muang Pan, Lampang 52240	0-5427-6123	0-5427-6021
Sop Tui	456-460 Prasan Maitri Road, Muang, Lampang 52100	0-5421-8109, 0-5422-6015	0-5422-2949
Thoen	5 Thoenburi Road, Thoen, Lampang 52160	0-5429-1897-9	0-5429-1896
Lamphun			
Ban Thi	266 Mu 6, Ban Thi-San Kamphaeng Road, Ban Thi, Lamphun 51180	0-5350-1307	0-5350-1306
Lamphun	522 Inthayongyot Road, Muang, Lamphun 51000	0-5351-1177	0-5356-1579
Umong (Sub-Branch)	350 Mu 7, Chiang Mai-Lamphun Road, Muang, Lamphun 51150	0-5355-9207-8	0-5355-9209
Loei			
Loei	123/1 Charoenrat Road, Muang, Loei 42000	0-4281-2226	0-4281-2227
Wang Saphung	263 Mu 14, Phumwithi Road, Wang Saphung, Loei 42130	0-4284-1426-7	0-4284-1425
Lopburi			
Ban Mi	116 Mu 6, Tambon Phonthong, Ban Mi, Lopburi 15110	0-3647-1046, 0-3647-1500 0-3647-1153	0-3647-1559

Provincial Branches

Branch	Address	Telephone	Facsimile
Khok Samrong	57 Suranarai Road, Khok Samrong, Lopburi 15120	0-3644-1397	0-3644-1003
Lam Narai	160/1 Mu 1, Sa Narai Road, Chai Badan, Lopburi 15130	0-3646-1363, 0-3663-1056	0-3646-1436
Lopburi	70-74 Surasongkhram Road, Muang, Lopburi 15000	0-3641-1084, 0-3641-3884	0-3641-2622
Sa Kaeo	226/29-31 Narai Maharat Road, Muang, Lopburi 15000	0-3641-3540, 0-3641-2561	0-3641-2301
Mae Hong Son Mae Hong Son	68 Khun Lum Praphat Road, Muang, Mae Hong Son 58000	0-5361-1295	0-5361-1547
Maha Sarakham Chiang Yun	391 Mu 3, Khon Kaen - Yang Talat Road, Chiang Yun, Maha Sarakham 44160	0-4378-1123	0-4378-1113
Kanthrawichai	249 Mu 1, Tinanon Road, Kantharawichai, Maha Sarakham 44150	0-4378-9252-3, 0-4374-4127	0-4374-4128
Maha Sarakham	472 Nakhon Sawan Road, Muang, Maha Sarakham 44000	0-4372-3020-3	0-4372-3024
Mukdahan Mukdahan	132 Mu 1, Songnangsthit Road, Muang, Mukdahan 49000	0-4261-1554	0-4261-1120
Nakhon Nayok Nakhon Nayok	B1/405 Sena Phinit Road, Muang, Nakhon Nayok 26000	0-3731-2033	0-3731-1077
Nakhon Pathom Bang Len	275 Mu 8, Thoetdamri Road, Bang Len, Nakhon Pathom 73130	0-3439-1036-8	0-3439-1035
Don Tum	1 Mu 4, Kong Thong Road, Don Tum, Nakhon Pathom 73150	0-3438-1006-8	0-3438-1773
Kamphaeng Saen	112/1 Mu 1, Phondamri Road, Kamphaeng Saen, Nakhon Pathom 73140	0-3435-1368-70	0-3435-1039
Nakhon Chaisri	61/2 Mu 3, Tambon Tha Tamnak, Nakhon Chaisri, Nakhon Pathom 73120	0-3422-8383	0-3422-8385
Nakhon Pathom	58 Thahanbok Road, Muang, Nakhon Pathom 73000	0-3425-1994-6	0-3425-9676
Om Yai	143/1 Mu 1, Tambon Yai Cha, Sam Phran, Nakhon Pathom 73110	0-3432-5010-4	0-3432-5015
Phutthamonthon	200/12-14 Phutthamonthon Sai 4 Road, Phutthamonthon, Nakhon Pathom 73170	0-2883-3349-52	0-2889-3353
Sam Phran	333 Mu 8, Sukhaphiban Road, Sam Phran, Nakhon Pathom 73110	0-3432-5016-17	0-3432-1822
Songphon Road	447/2 Songphon Road, Muang, Nakhon Prathom 73000	0-3425-1092-3, 0-3421-9647-8	0-3425-1096
Nakhon Phanom Ban Phaeng	99 Mu 3, Ban Phaeng, Nakhon Phanom 48140	0-4259-1222	0-4259-1100
Nakhon Phanom	159/1 Bamrungmuang Road, Muang, Nakhon Phanom 48000	0-4251-1209, 0-4251-1134	0-4251-1588
Nakhon Ratchasima Atsadang Road	45-49 Atsadang Road, Muang, Nakhon Ratchasima 30000	0-4426-7050-4	0-4425-9430
Bua Yai	162 Niwetrat Road, Bua Yai, Nakhon Ratchasima 30120	0-4446-1170, 0-4446-1129	0-4446-1247
Chakkarat	304 Mu 4, Sukhaphiban 4 Road, Chakkarat, Nakhon Ratchasima 30230	0-4439-9112-3	0-4439-9111
Chok Chai	377 Mu 1, Chok Chai-Nakhon Ratchasima Road, Chok Chai, Nakhon Ratchasima 30190	0-4449-1488, 0-4449-1201 0-4449-1203	0-4449-1202
Chomsurang Yat	72/1 Chomsurang Yat Road, Muang, Nakhon Ratchasima 30000	0-4425-7713-4, 0-4425-7711	0-4425-7715
Chum Phuang	458 Mu 11, Chum Phuang-Tang Phard Road, Chum Phuang, Nakhon Ratchasima 30270	0-4447-7291-2	0-4447-7279



Provincial Branches

Branch	Address	Telephone	Facsimile
Dan Khun Thot	710 Mu 14, Sikhiu-Chaiyaphum Road, Dan Khun Thot, Nakhon Ratchasima 30210	0-4420-4507-9	0-4420-4510
Hua Thale	1212 Mu 1, Ratchasima-Chok Chai Road, Muang, Nakhon Ratchasima 30000	0-4424-4651	0-4425-5661
Cho Ho (Sub-Branch)	564 Mu 3, Mitrphap-Nong Khai Road, Muang, Nakhon Ratchasima 30310	0-4429-6105-9	0-4429-6108
Mitrphap Road	680 Mitrphap Road, Muang, Nakhon Ratchasima 30000	0-4424-4092	0-4424-3577
Nakhon Ratchasima	323 Chomphon Road, Muang, Nakhon Ratchasima 30000	0-4424-1100	0-4425-3552
Non Thai	751 Mu 1, Non Thai, Nakhon Ratchasima 30220	0-4438-1034	0-4438-1035
Pak Chong	569 Mitrphap Road, Pak Chong, Nakhon Ratchasima 30130	0-4431-1361, 0-4431-1381	0-4431-2191
Pak Thong Chai	305/1 Mu 2, Suebsiri Road, Pak Thong Chai, Nakhon Ratchasima 30150	0-4444-1935-6	0-4444-1937-8
Phimai	8/1 Mu 16, Anantachinda Road, Phimai, Nakhon Ratchasima 30110	0-4447-1315, 0-4447-1299, 0-4447-1876	0-4447-1802
Sikhiu	236/10 Mu 1, Chumkha Road, Sikhiu, Nakhon Ratchasima 30140	0-4429-0996-7	0-4441-1230
Sung Noen (Sub-Branch)	256 Mu 11, Mitsamphan Road, Sung Noen, Nakhon Ratchasima 30170	0-4428-6412-4	0-4441-9277
The Mall (Sub-Branch)	1242/2 Mitrphap Road, Muang, Nakhon Ratchasima 30000	0-4428-8282-5	0-4428-8281
Nakhon Sawan			
Chum Saeng	20/4 Saeng Mani Road, Chum Saeng, Nakhon Sawan 60120	0-5628-2236	0-5628-2097
Lat Yao	789 Lat Yao-Nakhon Sawan Road, Lat Yao, Nakhon Sawan 60150	0-5627-1281	0-5627-1280
Matuli Road (Sub-Branch)	804/103-104 Mu 10, Matuli Road, Muang, Nakhon Sawan 60000	0-5622-9072, 0-5622-4136	0-5622-8361
Nakhon Sawan	154/1 Sawanwithi Road, Muang, Nakhon Sawan 60000	0-5622-2194-5	0-5622-2702
Nong Bua	11/39-41 Mu 1, Tambon Nong Klup, Nong Bua, Nakhon Sawan 60110	0-5625-1159, 0-5632-3200	0-5632-3255
Phayuha Khiri	156/1 Mu 5, Sriphayuha Khiri Road, Phayuha Khiri, Nakhon Sawan 60130	0-5634-1501	0-5634-1305
Sawanwithi Road	310/32 Sawanwithi Road, Muang, Nakhon Sawan 60000	0-5622-2582	0-5622-2580
Takhli	1063 Takhli Phathana Road, Takhli, Nakhon Sawan 60140	0-5626-1157, 0-5626-1191	0-5626-1875
Nakhon Si Thammarat			
Hua Sai	92 Mu 8, Anusorn Road, Hua Sai, Nakhon Si Thammarat 80170	0-7548-9125, 0-7548-9017-8	0-7538-9017
Karom Road	11/83 Mu 1, Karom Road, Muang, Nakhon Si Thammarat 80000	0-7535-6628, 0-7535-6485, 0-7534-2296, 0-7534-2890	0-7534-2889
Na Bon	50/2 Mu 2, Na Bon, Nakhon Si Thammarat 80220	0-7549-1004, 0-7549-1092	0-7549-1092
Nakhon Si Thammarat	1747 Ratchadamnoen Road, Muang, Nakhon Si Thammarat 80000	0-7535-6093, 0-7535-6739, 0-7531-2309	0-7535-6393
Pak Phanang	64 Chainam Road, Pak Phanang, Nakhon Si Thammarat 80140	0-7551-7702-3	0-7551-7138
Phatthanakarn Road (Sub-Branch)	89/1-5 Phatthanakarn-Khu Kwang Road, Muang, Nakhon Si Thammarat 80000	0-7531-8507, 0-7531-8510	0-7531-8509
Thung Song	18 Soi 2, Chaichumphon Road, Thung Song, Nakhon Si Thammarat 80110	0-7541-2805, 0-7533-2727	0-7541-1459
Ron Phibun	17/1 Mu 12, Ron Phibun, Nakhon Si Thammarat 80130	0-7544-1095-6	0-7544-1096
Sichon	126/1 Mu 1, Sichon, Nakhon Si Thammarat 80120	0-7553-6222, 0-7553-6504	0-7553-6031

Provincial Branches

Branch	Address	Telephone	Facsimile
Nan Nan	424-428 Sumon Thewarat Road, Muang, Nan 55000	0-5471-0129, 0-5471-0901	0-5471-0218
Narathiwat Narathiwat	311-311/1-3 Phuphaphakdi Road, Muang, Narathiwat 96000	0-7351-3805-6	0-7351-3102
Sungai Kolok	13 Pracha Wiwat Road, Sungai Kolok, Narathiwat 96120	0-7361-1043, 0-7361-1505	0-7361-1709
Sungai Padi	506/9 Mu 1, Sukhaphiban 8 Road, Sungai Padi, Narathiwat 96140	0-7365-1097, 0-7365-1143 0-7352-3114-5	0-7352-3116
Waeng	169 Mu 2, Waeng, Narathiwat 96160	0-7365-9250	0-7365-9217
Nong Bua Lamphu Nong Bua Lamphu	456 Wichanrangsan Road, Muang, Nong Bua Lamphu 39000	0-4231-2465	0-4231-2037
Nong Khai Mitrphap Road (Sub-Branch)	854/1 Mu 5, Mitrphap Road, Muang, Nong Khai 43000	0-4241-3013	0-4241-3014
Nong Khai	374 Si Sa Ket Road, Muang, Nong Khai 43000	0-4241-1594	0-4241-2576
Phon Phisai	456 Mu 1, Chumpon-Thung That Road, Phon Phisai, Nong Khai 43120	0-4247-1290	0-4247-1288
Nonthaburi Bang Bua Thong	46/20 Mu 4, Bang-Kruai-Sainoi Road, Tambon Sano Loi, Bang Bua Thong, Nonthaburi 11110	0-2571-3383-5	0-2571-7851
Pathum Thani Nopphawong-Lat Lum Kaeo	27/3 Mu 7, Suphanburi-Taling Chan Road, Tambon Na Mai, Lat Lum Kaeo, Pathum Thani 12140	0-2977-6230-1, 0-2977-6233	0-2581-6755
Pathum Thani	24/2 Pathum Samphan Road, Muang, Pathum Thani 12000	0-2978-0700, 0-2581-3033-4	0-2581-6753
Pattani Khok Pho	32/2 Mu 7, Phetchakasem Road, Khok Pho, Pattani 94120	0-7343-1266-8	0-7331-5561
Nong Jik Road (Sub-Branch)	99 Mu 5, Tambon Rusamilae, Muang, Pattani 94000	0-7333-6017-9	0-7333-6196
Pattani	65 Udomwithi Road, Muang, Pattani 94000	0-7333-3001-2, 0-7333-2664 0-7333-2667	0-7333-2663
Phangnga Khok Kloi	64/2 Mu 2, Phetchakasem Road, Khok Kloi, Takua Thung, Phangnga 82140	0-7658-1222	0-7658-1444
Phangnga	120/8 Phetchakasem Road, Muang, Phangnga 82000	0-7643-0500, 0-7641-1905	0-7641-1904
Thai Muang	117/1 Mu 4, Phetchakasem Road, Thai Muang, Phangnga 82120	0-7657-1230	0-7657-1227-9
Yan Yao Takua Pa	120-122 Simuang Road, Takua Pa, Phangnga 82110	0-7643-1286-7, 0-7643-1033	0-7642-1532
Phatthalung Khuan Khanun	353 Mu 9, Phatthalung - Khuan Khanun Superhighway, Khuan Khanun, Phatthalung 93110	0-7468-2003-4, 0-7468-1782-3	0-7468-1199
Phatthalung	103 Ramet Road, Muang, Phatthalung 93000	0-7461-2025, 0-7461-2485	0-7461-3296
Phayao Chiang Kham	184 Mu 13, Pisan Road, Chiang Kham, Phayao 56110	0-5441-6151, 0-5445-1971	0-5445-1225
Chiang Muan	1 Mu 1, Tambon Ban Bang, Chiang Muan, Phayao 56160	0-5449-5041-2	0-5449-5020
Dok Kham Tai	222 Mu 3, Tambon Bunkerd, Dok Kham Tai, Phayao 56120	0-5441-8939, 0-5441-8936-7	0-5441-8938



Provincial Branches

Branch	Address	Telephone	Facsimile
Mae Chai	146 Mu 1, Phahonyothin Road, Mae Chai, Phayao 56130	0-5449-9037-8, 0-5449-9234	0-5449-9039
Phayao	911/2 Phahonyotin Road, Muang, Phayao 56000	0-5441-1306-7, 0-5441-1039-42	0-5448-2201
Phetchabun			
Lom Sak	3/1 Samakkhi Chai Road, Lom Sak, Phetchabun 67110	0-5670-1901, 0-5670-1413	0-5670-1009
Phetchabun	102 San Khu Muang Road, Muang, Phetchabun 67000	0-5672-1497, 0-5674-3501	0-5671-1292
Sap Samo Thot	668 Mu 7, Saraburi - Lom Sak Road, Bung Sam Phan, Phetchabun 67160	0-5673-1027, 0-5673-2400 0-5656-1188-90	0-5673-1028
Srithep	724 Mu 5, Saraburi - Lom Sak Road, Srithep, Phetchabun 67170	0-5679-9140-2	0-5679-9416
Phetchaburi			
Cha-am (Sub-Branch)	491/49 Phetchakasem Road, Cha-am, Phetchaburi 76120	0-3243-4047-8, 0-3243-4200	0-3243-4046
Khao Wang	130 Mu 3, Raisom, Muang, Phetchaburi 76000	0-3242-8067-8	0-3242-8065
Khao Yoi (Sub-Branch)	160 Mu 1, Phetchakasem Road, Khao Yoi, Phetchaburi 76140	0-3243-9762-5	0-3243-9889
Phetchaburi	122 Panit Charoen Road, Muang, Phetchaburi 76000	0-3242-7047-8, 0-3242-5024	0-3242-5099
Tha Yang	322/3 Mu 1, Yai Road, Tha Yang, Phetchaburi 76130	0-3246-1821-2, 0-3246-1578	0-3246-1577
Phichit			
Bang Mun Nak	08 Prathuang Thin Road, Bang Mun Nak, Phichit 66120	0-5663-1057, 0-5663-1576	0-5663-1575
Phichit	16 Simala Road, Muang, Phichit 66000	0-5661-1093, 0-5661-1053	0-5661-1073
Taphan Hin	149 Daeng Thong Di Road, Taphan Hin, Phichit 66110	0-5662-1835, 0-5662-1197	0-5662-1275
Phitsanulok			
Bang Krathum	29 Mu 4, Hua Kaew Road, Bang Krathum, Phitsanulok 65110	0-5539-1115-7	0-5539-1118
Ha Yaek Khok Matum	117/4 Mu 3, Phra Ong Dum Road, Tambon Nai Muang, Muang, Phitsanulok 65000	0-5524-5307, 0-5524-2030	0-5524-2323
Naresuan Road (Sub-Branch)	35 Naresuan Road, Muang, Phitsanulok 65000	0-5524-2543, 0-5525-8875	0-5524-2547
Phitsanulok	262/24 Baromtrilokkanart Road, Muang, Phitsanulok 65000	0-5521-8666-70	0-5524-2419
Singha Wat Road (Sub-Branch)	20/22 Singha Wat Road, Muang, Phitsanulok 65000	0-5524-5519-21	0-5524-5522
Wang Thong	501/2 Mu 1, Satharana Prayot Road, Wang Thong, Phitsanulok 65130	0-5531-1774-5	0-5531-1224
Phra Nakhon Si Ayutthaya			
Ayutthaya	J. 30 K. Uthong Road, Phra Nakhon Si Ayutthaya 13000	0-3525-2381-4	0-3525-2385
Nakhon Luang	9/5 Mu 1, Nakhon Luang Road, Nakhon Luang, Phra Nakhon Si Ayutthaya 13260	0-3535-9134	0-3535-9132
Pratunam Phra-in	121 Phahonyothin Road, Bang Phra-in, Phra Nakhon Si Ayutthaya 13180	0-3536-1066-8, 0-3536-1670-1	0-3536-1065
Rotchana Road	58/12 Mu 1, Rotchana Road, Uthai, Phra Nakhon Si Ayutthaya 13000	0-3521-3809-12	0-3521-3808
Sena	69/75 Mu 2, Tambon Samko, Sena, Phra Nakhon Si Ayutthaya 13110	0-3520-1859	0-3520-1959
Talat Chaophrom	K. 9/43 Mu 3, Narasuan Road, Phra Nakhon Si Ayutthaya 13000	0-3524-3300-3	0-3524-3305
Tha Rua - Ayutthaya	186 Thesaban Road, Tha Rua, Phra Nakhon Si Ayutthaya 13130	0-3534-1022, 0-3534-1079 0-3534-1386	0-3534-1385
Wang Noi	19 Mu 7, Phahonyothin Road, Wang Noi, Phra Nakhon Si Ayutthaya 13170	0-3527-1976, 0-3527-1997	0-3527-1386
Phrae			
Den Chai	40 Mu 1, Yantrakitkoson Road, Den Chai, Phrae 54110	0-5461-3291	0-5461-3251

Provincial Branches

Branch	Address	Telephone	Facsimile
Phrae	393 Charoen Muang Road, Muang, Phrae 54000	0-5462-0900, 0-5451-1966	0-5451-1863
Wang Chin	256 Mu 1, Sukhaphiban 1 Road, Wang Chin, Phrae 54160	0-5458-9163	0-5458-9164
Phuket			
Pa Tong	147 Ratsadornuthit 200 year Road, Kathu, Phuket 83150	0-7634-4906-11	0-7634-4912
Phuket	22 Phang-Nga Road, Muang, Phuket 83000	0-7621-6256, 0-7621-1292	0-7621-6895
Thalang (Sub-Branch)	189 Mu 1, Thep Kasattri Road, Thep Kasattri, Thalang, Phuket 83110	0-7631-1689, 0-7631-1713	0-7631-1726
Thep Kasattri Road	142 Thep Kasattri Road, Muang, Phuket 83000	0-7622-3078, 0-7622-3076	0-7621-6774
Prachinburi			
Kabinburi	153 Chaosamang Road, Kabinburi, Prachinburi 25110	0-3728-1093, 0-3728-2137	0-3728-1286
Prachinburi	128 Ratdamri Road, Muang, Prachinburi 25000	0-3721-1555	0-3721-1556
Prachuap Khiri Khan			
Bang Saphan	101 Mu 6, Tambon Mae Rampung, Bang Saphan, Prachuap Khiri Khan 77140	0-3254-8697-9	0-3254-8700
Bang Saphan Noi	38 Mu 4, Tambon Bang Saphan, Bang Saphan Noi, Prachuap Khiri Khan 77170	0-3269-9334-5	0-3269-9142
Hua Hin	29 Phetchakasem Road, Hua Hin, Prachuap Khiri Khan 77110	0-3251-1717, 0-3251-1818	0-3251-2512
Khlong Wan (Sub-Branch)	164/2 Mu 1, Khlong Wan - Wah Ko Road, Muang, Prachuap Khiri Khan 77000	0-3266-1492-3	0-3266-1491
Pak Nam Pranburi (Sub-Branch)	68/22 Mu 2, Phasukwanich, Pranburi, Prachuap Khiri Khan 77220	0-3257-0247-50	0-3257-0250
Prachuap Khiri Khan	184 Salacheep Road, Muang, Prachuap Khiri Khan 77000	0-3261-1420, 0-3261-1251 0-3261-1490	0-3261-1151
Pranburi	7/19 Mu 2, Phetchakasem Road, Pranburi, Prachuap Khiri Khan 77120	0-3262-1666, 0-3262-2111	0-3262-2056
Thap Sakae	154/9 Sukhaphiban Road, Thap Sakae, Prachuap Khiri Khan 77130	0-3267-1393-4	0-3267-1795
Ranong			
Kapoe	20/1 Mu 1, Phetchakasem Road, Kapoe, Ranong 85120	0-7789-7115, 0-7789-7131-3	0-7789-7091
Ranong	10/1 Ruangrat Road, Muang, Ranong 85000	0-7781-1094-5, 0-7781-1325 0-781-1230	0-7782-2790
Saphan Pla	173 Mu 1, Tambon Pak Nam, Muang, Ranong 85000	0-7782-4060, 0-7782-4058	0-7782-4059
Ratchaburi			
Ban Pong	201 Saeng Chuto Road, Ban Pong, Ratchaburi 70110	0-3230-1039-40, 0-3221-1242-3	0-3221-1960
Chom Bung	430 Mu 3, Ratchaburi-Chom Bung Road, Chom Bung, Ratchaburi 70150	0-3226-1293	0-3226-1399
Damnoen Saduak	247 Mu 4, Damnoen Saduak, Ratchaburi 70130	0-3234-6337, 0-3225-3336	0-3225-4440
Nong Pho	136 Mu 3, Tambon Nong Pho, Photharam, Ratchaburi 70120	0-3235-1040	0-3235-1042
Photharam	500-501 Photharam 2 Road, Photharam, Ratchaburi 70120	0-3235-4075-6, 0-3223-1060	0-3223-1163
Ratchaburi	131 Amarin Road, Muang, Ratchaburi 70000	0-3232-2053-6	0-3232-1281
Sam Yaek Wang Manao	157 Mu 5, Phetchakasem Road, Pak Tho, Ratchaburi 70140	0-3228-1111	0-3228-1000
Si Suriyawong Road	161/9 Phetchakasem Road, Muang, Ratchaburi 70000	0-3231-0556-7	0-3231-0558
Wat Phleng	55 Mu 5, Tambon Ko San Phra, Wat Phleng, Ratchaburi 70170	0-3239-9081	0-3239-9082
Rayong			
Ban Chang	126 Mu 5, Sukhumvit Road, Ban Chang, Rayong 21130	0-3860-2385-7, 0-3860-1586	0-3860-2700



Provincial Branches

Branch	Address	Telephone	Facsimile
Ban Phe	279/4 Mu 2, Ban Phe-Klaeng Kram Road, Tambon Phe, Muang, Rayong 21160	0-3865-1967-8	0-3865-1966
Choeng Noen (Sub-Branch)	3 Sukhumvit Road, Muang, Rayong 21000	0-3880-0535-7	0-3880-0538
Klaeng	176 Sukhumvit Road, Klaeng, Rayong 21110	0-3867-1170, 0-3867-1575	0-3867-1576
Maptaphut	636/1 Mu 1, Sukhumvit Road, Muang, Rayong 21150	0-3860-8535, 0-3860-8060	0-3860-8600
Nikhom Phatthana	199/11-12 Mu 2, Mapkha-Pluak Daeng Road, Nikhom Phatthana, Rayong 21180	0-3863-6204, 0-3863-6248 0-3863-6250	0-3863-6251
Rayong	056/1 Sukhumvit Road, Muang, Rayong 21000	0-3861-1137, 0-3861-1194	0-3861-3046
Roi Et			
Kaset Wisai	100 Mu 3, Patthamanon Road, Kaset Wisai, Roi Et 45150	0-4358-9151, 0-4353-0294-5	0-4358-9152
Ratchakan Damnoen Road (Sub-Branch)	66 Ratchakan Damnoen Road, Muang, Roi Et 45000	0-4352-4859	0-4352-4860
Roi Et	23 Suriya Road, Muang, Roi Et 45000	0-4351-4590-1	0-4351-2503
Sa Kaeo			
Aranya Prathet	95/21 Rat Uthit Road, Aranya Prathet, Sa Kaeo 27120	0-3723-2365	0-3732-3311
Sa Kaeo	250 Mu 15, Suwanson Road, Muang, Sa Kaeo 27000	0-3724-2640-1	0-3724-2638
Sakon Nakhon			
Ban Muang	148 Mu 1, Tambon Muang, Ban Muang, Sakon Nakhon 47140	0-4279-4172	0-4279-4176
Phang Khon	74 Mu 1, Nitayo Road, Phang Khon, Sakon Nakhon 47160	0-4277-1243	0-4277-1241
Sakon Nakhon	1324/20 Suk Kasem Road, Muang, Sakon Nakhon 47000	0-4273-2603	0-4271-1142
Sawang Daen Din	321 Mu 11, Nitayo Road, Sawang Daen Din, Sakon Nakhon 47110	0-4272-1096	0-4272-1090
Waritchaphum	429 Mu 1, Padungwari Road, Waritchaphum, Sakon Nakhon 47150	0-4278-1205	0-4278-1109
Samut Prakan			
Khlong Dan	344 Mu 11, Sukhumvit Road, Bang Bo, Samut Prakan 10550	0-2330-1117-8, 0-2330-1490	0-2330-1119
Samut Sakhon			
Ban Phaeo	70 Mu 4, Khlong Damnoen Saduak, Ban Phaeo, Samut Sakhon 74120	0-3448-1594, 0-3448-1598 0-3448-1477	0-3485-9365
Krathum Baen	1325 Sukhonthawit Road, Krathum Baen, Samut Sakhon 74110	0-3447-0909, 0-3447-3326-7	0-3447-1908
Lak Sam Ban Phaeo	16/1 Mu 1, Tambon Lak Sam, Ban Phaeo, Samut Sakhon 74120	0-3448-1159, 0-3485-0834-5	0-3448-1060
Om Noi	248 Mu 6, Setthakit Road, Krathum Baen, Samut Sakhon 74130	0-2420-0540, 0-2810-4986-9	0-2420-0767
Samut Sakhon	873 Sukhonthawit Road, Muang, Samut Sakhon 74000	0-3441-1377, 0-3441-1677	0-3441-2007
Setthakit 1 Road	21/31 Mu 6, Setthakit 1 Road, Muang, Samut Sakhon 74000	0-3482-7252-4	0-3482-7256
Tha Chalom	705/13 K. Sutthiwatwathi Road, Muang, Samut Sakhon 74000	0-3481-8504-5	0-3449-7234
Samut Songkhram			
Amphawa	29/3 Prachaset Road, Amphawa, Samut Songkhram 75110	0-3475-1504-5, 0-3475-1600	0-3475-1506
Bang Khonthi	34/3 Mu 6, Tambon Kradangnga, Bang Khonthi, Samut Songkhram 75120	0-3476-1862-3	0-3476-1863
Samut Songkhram	125 Khao Muang Road, Muang, Samut Songkhram 75000	0-3471-2627-8	0-3471-5576
Saraburi			
Kaeng Khoi	37 Phra Phayap Road, Kaeng Khoi, Saraburi 18110	0-3625-1541-5	0-3625-1544 0-3632-0179

Provincial Branches

Branch	Address	Telephone	Facsimile
Nong Khae	33/5 Phahonyothin Sai Mai Road, Nong Khae, Saraburi 18140	0-3637-1787-8, 0-3637-1643-4	0-3637-1787 0-3632-5062
Nong Saeng (Sub-Branch)	88 Mu 3, Tambon Nong Kwai So, Nong Saeng, Saraburi 18170	0-3636-6242-4	0-3636-6241
Phra Phutthabat	135 Mu 7, Phahonyothin Road, Phra Phutthabat, Saraburi 18120	0-3626-8010-11	0-3626-8012
Saraburi	389 Phahonyothin Road, Muang, Saraburi 18000	0-3621-1083, 0-3622-2194-5	0-3622-1186
Sutbanthat Road	173/113 Sutbanthat Road, Muang, Saraburi 18000	0-3631-5626-28	0-3631-5629
Satun			
Langu	262 Mu 3, Tambon Kamphaeng, Langu, Satun 91110	0-7478-1510-1, 0-7478-1455	0-7478-1147
Satun	15 Buriwanit Road, Muang, Satun 90000	0-7472-1350-1, 0-7473-0424-5	0-7472-1348
Thung Wa (Sub-Branch)	87/1 Mu 2, Thung Wa-Langu Road, Thung Wa, Satun 91120	0-7478-9016-7	0-7478-9016
Singburi			
In Buri	594 Mu 6, Sukhaphiban 1 Road, In Buri, Singburi 16110	0-3658-1787-9	0-3658-1788
Singburi	643/75 Nai Thaen Road, Muang, Singburi 16000	0-3651-1978-9	0-3651-1131
Si Sa Ket			
Kanthalak	524 Sinpradit Road, Kanthalak, Si Sa Ket 33110	0-4562-8048, 0-4562-8051 0-4562-8045	0-4566-1011
Kanthalaram	85/5 Mu 6, Ubon-Si Sa Ket Road, Kanthalaram, Si Sa Ket 33130	0-4565-1030	0-4565-1029
Khukhan	599 Mu 6, Ban Phum Road, Khukhan, Si Sa Ket 33140	0-4563-0031, 0-4563-0040	0-4567-1027
Rasi Salai	283 Mu 2, Ratpracha Road, Rasi Salai, Si Sa Ket 33160	0-4568-1091, 0-4568-8285-7	0-4568-1090
Si Sa Ket	975/6-8 Khukhan Road, Muang, Si Sa Ket 33000	0-4561-1706, 0-4561-2202-3	0-4561-1733
Yang Chum Noi	322 Mu 3, Yang Chum Noi, Si Sa Ket 33190	0-4568-7127, 0-4568-7125	0-4568-7126
Songkhla			
Chana	316/6 Mu 2, Chan Uthit Road, Chana, Songkhla 90130	0-7437-8330-5	0-7437-8332 0-7437-8336
Ha Yaek Saphan Tinsulanonda	10/3 Mu 2, Kanchanawanit Road, Muang, Songkhla 90280	0-7433-3085-6	0-7433-3087
Hat Yai	39 Niphat Uthit 2 Road, Hat Yai, Songkhla 90110	0-7423-5330-7	0-7423-5360
Hat Yai Nai	49/19 Phetchakasem Road, Hat Yai, Songkhla 90110	0-7422-0602-7, 0-7425-7602-7	0-7423-9047
Hat Yai Yan Phetchakasem	294 Phetchakasem Road, Hat Yai, Songkhla 90110	0-7423-7727-8	0-7423-2512
Kho Hong (Sub-Branch)	853-857 Phetchakasem Road, Hat Yai, Songkhla 90110	0-7423-8193, 0-7423-7586-9	0-7423-8172
Muang Mai	333/9 Mu 4, Tambon Khlong Hae, Hat Yai, Songkhla 90110	0-7423-5809-10	0-7423-7398
Na Thawi	1 Mu 1, Plaeng Pradit Road, Na Thawi, Songkhla 90160	0-7437-1321-3	0-7437-1020
Padang Besar (Sub-Branch)	10/124-127 Sirimongkol Road, Sa Dao, Songkhla 90240	0-7444-4200-3	0-7452-1995
Ranot	486/4 Mu 4, Suwanrangi Road, Ranot, Songkhla 90140	0-7439-1067-8, 0-7439-1350	0-7439-1026
Rattaphum	401 Mu 1, Yontrakankhamthon Road, Rattaphum, Songkhla 90180	0-7443-0400, 0-7438-9123-4 0-7438-9035,	0-7443-0401
Saba Yoi	6 Ratbamrung Road, Saba Yoi, Songkhla 90210	0-7437-7220-2	0-7437-7223
Sadao	108 Kanchanawanit Road, Sadao, Songkhla 90120	0-7441-1373-4, 0-7441-1771-2	0-7441-1371-2
Si Phuvanat Road	55/2 Si Phuvanat Road, Hat Yai, Songkhla 90110	0-7442-9001-2, 0-7423-7000-2	0-7423-1760
Songkhla	28 Nakhon Nai Road, Muang, Songkhla 90000	0-7432-3747-8, 0-7432-3751	0-7432-3752
Sukhothai			
Sawankhalak	79-80 Tesaban Damri 3 Road, Sawankhalak, Sukhothai 64110	0-5564-2742, 0-5564-2505 0-5562-3173	0-5564-2042



Provincial Branches

Branch	Address	Telephone	Facsimile
Si Satchanalai	749 Mu 1, Sawankhalok-Si Satchanalai Road, Si Satchanalai, Sukhothai 64130	0-5567-1275-6	0-5567-1274
Sukhothai	49 Singhawat Road, Muang, Sukhothai 64000	0-5561-1751, 0-5561-1753-4	0-5561-1122
Thung Saliang	495 Mu 2, Sawankhalok-Thung Saliang Road, Thung Saliang, Sukhothai 64150	0-5565-9226	0-5565-9166
Suphanburi			
Sam Chuk	170/2 Mitsamphan Road, Sam Chuk, Suphanburi 72130	0-3557-1177, 0-3557-1144	0-3557-1155
Si Prachan	617 Mu 3, Suphanburi-Chainat Road, Si Prachan, Suphanburi 72140	0-3558-1021-3, 0-3558-1411	0-3558-1020
Suan Taeng	188/3 Mu 4, Suphanburi-U Thong Road, Muang, Suphanburi 72210	0-3559-9187-90	0-3559-9189
Suphanburi	193 Phra Phanwasa Road, Muang, Suphanburi 72000	0-3552-3871-3	0-3552-3874
U Thong	801/1 Mu 6, Malaiman Road, U Thong, Suphanburi 72160	0-3555-1122, 0-3555-1199 0-3555-1256	0-3555-1212
Surat Thani			
Chon Kasem Road	337/20 Chon Kasem Road, Muang, Surat Thani 84000	0-7728-1297-99	0-7728-1299
Don Sak	153/2 Mu 5, Don Sak, Surat Thani 84220	0-7737-1457-8	0-7737-1456
Ko Samui	4/11 Mu 3, Tambon Ang Thong, Ko Samui, Surat Thani 84140	0-7742-1256, 0-7742-0301	0-7742-1239
Phra Saeng	402 Mu 1, Phra Saeng, Surat Thani 84210	0-7725-0465, 0-7736-9081	0-7736-9081
Phunphin	765/20-22 Phunphin-Surat Road, Phunphin, Surat Thani 84130	0-7731-1322, 0-7731-1971	0-7731-1344
Surat Thani	195-197 Na Muang Road, Muang, Surat Thani 84000	0-7727-3928-30	0-7728-2806
Talad Makhm Tia (Sub-Branch)	67/84 Mu 2, Tambon Makhm Tia, Muang, Surat Thani 84000	0-7728-9223-4	0-7728-9225
Tha Chana	370 Mu 4, Tha Chana, Surat Thani 84170	0-7738-1208, 0-7728-1392	0-7738-1083
Wiang Sa	457/58 Mu 4, Tambon Ban Song, Wiang Sa, Surat Thani 84190	0-7725-8060, 0-7736-2009	0-7736-2009
Surin			
Kap Choeng	756 Mu 1, Kap Choeng, Surin 32210	0-4455-9080	0-4455-9081
Lamduan	269 Mu 3, Lamduan, Surin 32220	0-4453-7212	0-4453-7210
Prasat	443 Mu 2, Surin-Chongchom Road, Prasat, Surin 32140	0-4455-1155	0-4455-1147
Sikhoraphum	841 Thepnimit Road, Sikhoraphum, Surin 32110	0-4456-1040	0-4456-1177
Surin	252 Thanasan Road, Muang, Surin 32000	0-4451-2013	0-4451-1213
Trang			
Huai Yot	204 Phetchakasem Road, Huai Yot, Trang 92130	0-7527-1460-1	0-7527-1462
Kantang	35-39 Sakonsathanphithak Road, Kantang, Trang 92110	0-7525-1500-1, 0-7525-1247-8	0-7525-1248
Na Yong	238 Mu 1, Na Yong, Trang 92170	0-7529-9088, 0-7524-2247	0-7524-2248
Palian	31/10 Mu 1, Palian, Trang 92180	0-7528-9102-3	0-7528-9009
Rama VI Road (Sub-Branch)	2 Rama VI Road, Muang, Trang 92000	0-7521-9346, 0-7521-0156	0-7521-9347
Trang	222 Huai Yot Road, Muang, Trang 92000	0-7522-3443-8	0-7522-3449
Trat			
Khao Saming	81 Mu 1, Sukhumvit Road, Khao Saming, Trat 23150	0-3959-9131-4	0-3959-9133
Khlong Yai	403 Mu 2, Mungkiri Road, Khlong Yai, Trat 23110	0-3958-1157-9	0-3958-1156
Trat	103 Sukhumvit Road, Muang, Trat 23000	0-3952-1050-4	0-3952-1049

Provincial Branches

Branch	Address	Telephone	Facsimile
Tak			
Tak	683 Tak Sin Road, Muang, Tak 63000	0-5551-3580, 0-5554-1707	0-5551-1051
Mae Sot	127/8 Prasatwithi Road, Mae Sot, Tak 63110	0-5553-1480, 0-5553-1639	0-5553-1312
Ubon Ratchathani			
Det Udom	2 Mu 12, Pracha Road, Det Udom, Ubon Ratchathani 34160	0-4536-1399	0-4536-1456
Khemarat	233 Mu 7, Arunprasert Road, Khemarat, Ubon Ratchathani 34170	0-4549-1200, 0-4549-1203	0-4549-1196
Kilo Sun	251/18 Suriyat Road, Muang, Ubon Ratchathani 34000	0-4524-2705	0-4524-3837
Nam Yun	139 Mu 10, Nam Yun, Ubon Ratchathani 34260	0-4537-1009-10	0-4537-1011
Sapphasit Road	4/31 Sapphasit Road, Muang, Ubon Ratchathani 34000	0-4524-6072	0-4526-4399
Trakan Phutphon	206 Mu 4, Upachit Road, Trakan Phutphon, Ubon Ratchathani 34130	0-4548-1029, 0-4548-1027	0-4548-1016
Ubon Ratchathani	13 Ratchabut Road, Muang, Ubon Ratchathani 34000	0-4526-2458, 0-4525-5880	0-4525-5015
Warin Chamrap	191 Sathit Phimankan Road, Warin Chamrap, Ubon Ratchathani 34190	0-4526-9413	0-4532-1117
Udon Thani			
Kumphawapi	358 Chaelae Road, Kumphawapi, Udon Thani 41110	0-4233-1616	0-4233-1046
Nong Han	275 Mu 7, Nitayo Road, Nong Han, Udon Thani 41130	0-4226-1074	0-4226-1342
Phosi Road	227 Phosi Road, Muang, Udon Thani 41000	0-4222-1222	0-4224-6223
Pracharaksa Road	81/12 Pracharaksa Road, Muang, Udon Thani 41000	0-4224-3344	0-4224-3348
Udon Thani	154 Prachak Road, Muang, Udon Thani 41000	0-4224-7700	0-4224-1871
Uthai Thani			
Nong Chang	175 Mu 5, Sukhaphiban 1 Road, Nong Chang, Uthai Thani 61110	0-5653-1254	0-5653-1121
Uthai Thani	186 Tha Chang Road, Muang, Uthai Thani 61000	0-5651-1909, 0-5651-1344	0-5651-1910
Uttaradit			
Boromma-at Road (Sub-Branch)	249 Boromma-at Road, Muang, Uttaradit 53000	0-5544-0205, 0-5544-0174	0-5544-0425
Pichai	36 Mu 3, Chao Phraya Pichairacha Road, Pichai, Uttaradit 53120	0-5542-1212, 0-5542-2002	0-5542-1213
Thong Saen Khan	99/9 Mu 12, Tambon Bo Thong, Thong Saen Khan, Uttaradit 53230	0-5541-8046	0-5541-8047
Uttaradit	12 Chuenrudi Road, Muang, Uttaradit 53000	0-5541-1234, 0-5541-1925	0-5541-3317
Yala			
Betong	15 Saritdet Road, Betong, Yala 95110	0-7323-0988, 0-7323-0985	0-7323-0987
Yala	112-118 Phiphit Phakdi Road, Muang, Yala 95000	0-7321-2594-5, 0-7321-1784	0-7321-2118
Yasothon			
Pa Tiu	461 Mu 4, Tambon Phosai, Pa Tiu, Yasothon 35150	0-4579-5125	0-4579-5173
Yasothon	241 Chaengsanit Road, Muang, Yasothon 35000	0-4571-1443, 0-4571-2485	0-4571-1861



Commercial Banking

Business Center	Address	Telephone	Facsimile
Bang Pla Soi	688 Sukhumvit Road, Muang, Chonburi 20000	0-3878-0635-6, 0-3878-1959-60	0-3878-2153
Buriram	100-102 Sunthonthep Road, Muang, Buriram 31000	0-4462-0727 0-4462-1266 Ext. 2102	0-4462-0499
Chachoengsao	191/74 Mahachakaphat Road, Muang, Chachoengsao 24000	0-3881-4313-4 Ext. 2102	0-3881-4316
Chiang Rai	517 Suksathit Road, Muang, Chiang Rai 57000	0-5372-5540-6	0-5375-3002
Chon Kasem Road	337/20 Chon Kasem Road, Muang, Surat Thani 84000	0-7721-6548-9	0-7728-1392
Hat Yai	39 Niphat Uthit 2 Road, Hat Yai, Songkhla 90110	0-7423-4902-5 Ext. 2102	0-7423-4124 0-7423-4116
Karom Road	11/83 Mu 1, Karom Road, Muang, Nakhon Si Thammarat 80000	0-7531-6502-5 Ext. 2102 0-7534-2296 Ext. 2103	0-7534-8155
Khao Wang	130 Mu 3, Raison, Muang, Phetchaburi 76000	0-3241-9889	0-3242-8069
Khon Kaen	254 Sri Chandra Road, Muang, Khon Kaen 40000	0-4332-0327, 0-4322-3532	0-4338-9283
Lopburi	70-74 Surasongkhram Road, Muang, Lopburi 15000	0-3661-8862-6 Ext. 2104	0-3661-8860
Nakhon Ratchasima	323 Chomphon Road, Muang, Nakhon Ratchasima 30000	0-4424-1434, 0-4425-2919 0-4426-7934 0-4425-7551 Ext. 2102	0-4425-7264
Nakhon Sawan	154/1 Sawanwithi Road, Muang, Nakhon Sawan 60000	0-5622-8892-4 Ext. 2102	0-5622-2902
Om Yai	143/1 Mu 1, Tambon Yai Cha, Sam Phran, Nakhon Pathom 73110	0-3429-2201 0-3429-2201-6 Ext. 2101, 2201	0-3429-2210
Pathum Thani	24/2 Pathum Samphan Road, Muang, Pathum Thani 12000	0-2581-6751-2 Ext. 2102	0-2581-8019
Phitsanulok	262/24 Baromtrilokkanart Road, Muang, Phitsanulok 65000	0-5521-8668 Ext. 2102	0-5521-8660
Pratu Chang Phuak	125 Chang Phuak Road, Muang, Chiang Mai 50300	0-5322-3079	0-5322-3080
Rayong	056/1 Sukhumvit Road, Muang, Rayong 21000	0-3861-1137, 0-3886-1025-7 0-3861-7148-9 Ext. 2102	0-3886-1028
Rotchana Road	58/12 Mu 1, Rotchana Road, Uthai, Phra Nakhon Si Ayutthaya 13000	0-3522-9382-91 Ext. 2102	0-3522-9395
San Pa Khai	187-195 Charoen Muang Road, Muang, Chiang Mai 50000	0-5326-2433 Ext. 2103	0-5324-3121
Setthakit 1 Road	21/31 Mu 6, Setthakit 1 Road, Muang, Samut Sakhon 74000	0-3482-6803-4 Ext. 2102	0-3482-7261
Si Racha	81/19-23 Chern Chomphon Road, Si Racha, Chonburi 20110	0-3877-1544-9 Ext. 2104	0-3832-2768
Si Suriyawong Road	161/9 Phetchakasem Road, Muang, Ratchaburi 70000	0-3231-0733 0-3221-1242-3 Ext. 2102	0-3231-0732
Songphon Road	447/2 Songphon Road, Muang, Nakhon Pathom 73000	0-3421-9659 Ext. 2101	0-3425-4238
Sop Tui	456-460 Prasan Maitri Road, Muang, Lampang 52100	0-5431-8600 Ext. 2102	0-5422-6572
Suphanburi	193 Phra Phanwasa Road, Muang, Suphanburi 72000	0-3550-0216-7 0-3550-0217 Ext. 2102	0-3550-0218
Surin	252 Thanasan Road, Muang, Surin 32000	0-4453-9500-9 0-4453-9499 Ext. 2102	0-4453-9510
Sutbanthat Road	173/113 Sutbanthat Road, Muang, Saraburi 18000	0-3630-8223-30 Ext. 2102	0-3630-8231
Thep Kasattri Road	142 Thep Kasattri Road, Muang, Phuket 83000	0-7623-3150, 0-7623-3146 0-7623-3149 Ext. 2102	0-7623-2250-1
Ubon Ratchathani	13 Ratchabut Road, Muang, Ubon Ratchathani 34000	0-4526-2908-10 0-4526-2323-4 Ext. 2102	0-4526-2873
Udon Thani	154 Prachak Road, Muang, Udon Thani 41000	0-4234-4420-32 Ext. 2102	0-4234-4433

Business Banking

Business Center	Address	Telephone	Facsimile
Ang Thong	13 Thesaban 2 Road, Muang, Ang Thong 14000	0-3562-6269, 0-3562-6270-2	0-3562-6304
Bang Pla Soi	688 Sukhumvit Road, Muang, Chonburi 20000	0-3878-2150 Ext. 2101	0-3878-2153
Buriram	100-102 Sunthonthep Road, Muang, Buriram 31000	0-4462-0727 Ext. 2101	0-4462-0499
Chachoengsao	191/74 Mahachakkaphat Road, Muang, Chachoengsao 24000	0-3881-4313 Ext. 2101	0-3881-4316
Chainat	57/17 Wongto Road, Muang, Chainat 17000	0-5642-0108, 0-5642-0031-2	0-5641-2505
Chiang Rai	517 Suksathit Road, Muang, Chiang Rai 57000	0-5375-2540-6 Ext. 2101	0-5375-3002
Chon Kasem Road	337/20 Chon Kasem Road, Muang, Surat Thani 84000	0-7721-6548-9 Ext. 2102	0-7728-1392
Chumphon	111/1-2 Sala Daeng Road, Muang, Chumphon 86000	0-7757-0262, 0-7757-0309	0-7751-1447
Ha Yaek Non Hai	282 Mu6, Chaiyaphum-Ban Khwao Road, Muang, Chaiyaphum 36000	0-4481-7201-3	0-4483-6023
Hat Yai	39 Niphat Uthit 2 Road, Hat Yai, Songkhla 90110	0-7423-4902-5 Ext. 2101	0-7423-8687
Hua Hin	29 Phetchakasem Road, Hua Hin, Prachuap Khiri Khan 77110	0-3253-1415-23	0-3251-2513
Kabinburi	153 Sam-ang Road, Kabinburi, Prachinburi 25110	0-3720-5674	0-3728-1286
Kamphaeng Phet	6 Charoensuk Road, Muang, Kamphaeng Phet 62000	0-5572-1828-30, 0-5572-1865	0-5572-1866
Karom Road	11/83 Mu 1, Karom Road, Muang, Nakhon Si Thammarat 80000	0-7534-2296 Ext. 2102	0-7534-8155
Khao Wang	130 Mu 3, Raison, Muang, Phetchaburi 76000	0-3241-9895 Ext. 2101	0-3242-8069
Khon Kaen	254 Sri Chandra Road, Muang, Khon Kaen 40000	0-4338-9272 Ext. 2101	0-4338-9283
Krabi	147 Uthakit Road, Muang, Krabi 81000	0-7563-0509-10	0-7561-1186
Lopburi	70-74 Surasongkhram Road, Muang, Lopburi 15000	0-3661-8862-6, Ext. 2101	0-3661-8860
Nakhon Ratchasima	323 Chomphon Road, Muang, Nakhon Ratchasima 30000	0-4424-1434 0-4425-7344 Ext. 2101	0-4425-7264
Nakhon Sawan	154/1 Sawanwithi Road, Muang, Nakhon Sawan 60000	0-5622-8892-3 Ext. 2101	0-5622-2902
Narathiwat	311-311/1-3 Phuphaphakdi Road, Muang, Narathiwat 96000	0-7351-1461-3	0-7351-3102
Nong Jik Road	99 Mu 5, Tambon Rusamilae, Muang, Pattani 94000	0-7333-6017-9	0-7333-6196
Om Yai	143/1 Mu 1, Tambon Yai Cha, Sam Phran, Nakhon Pathom 73110	0-3429-2208 0-3429-2201-6 Ext. 2102	0-3429-2210
Pathum Thani	24/2 Pathum Samphan Road, Muang, Pathum Thani 12000	0-2581-6751-2 Ext. 2102	0-2581-8019
Phayao	911/2 Phahonyothin Road, Muang, Phayao 56000	0-5441-1307, 0-5441-0831-2 0-5448-0272	0-5443-1818
Phetchabun	102 San Khu Muang Road, Muang, Phetchabun 67000	0-5672-1422	0-5671-1548
Phitsanulok	262/24 Baromtrilokkanart Road, Muang, Phitsanulok 65000	0-5521-8667-76 Ext. 2101	0-5521-8660
Pratu Chang Phuak	125 Chang Phuak Road, Muang, Chiang Mai 50300	0-5340-4920-9 Ext. 2101-2	0-5322-3080
Rayong	056/1 Sukhumvit Road, Muang, Rayong 21000	0-3886-1025 0-3881-7148-9 Ext. 2101	0-3886-1028
Roi Et	66 Ratchakan Damnoen Road, Muang, Roi Et 45000	0-4352-5568	0-4352-5573
Rotchana Road	58/12 Mu 1, Rotchana Road, Uthai, Phra Nakhon Si Ayutthaya 13000	0-3522-9382-91 Ext. 2101	0-3522-9395
Sakon Nakhon	1324/20 Suk Kasem Road, Muang, Sakon Nakhon 47000	0-4271-1706	0-4271-1410
San Pa Khoi	187-195 Charoen Muang Road, Muang, Chiang Mai 50000	0-5333-1470-1, 0-5333-2214 0-5330-2582-6 Ext. 2101	0-5324-3121
Setthakit 1 Road	21/31 Mu 6, Setthakit 1 Road, Muang, Samut Sakhon 74000	0-3482-7252-5 Ext. 2101	0-3482-7261
Si Racha	81/19-23 Cherm Chomphon Road, Si Racha, Chonburi 20110	0-3877-1542-9 0-3877-1342 Ext. 2101	0-3832-2768
Si Sa Ket	975/6-8 Khukhan Road, Muang, Si Sa Ket 33000	0-4562-0026	0-4561-1980
Si Suriyawong Road	161/9 Phetchakasem Road, Muang, Ratchaburi 70000	0-3231-0729 Ext. 2101	0-3231-0732



Business Banking

Business Center	Address	Telephone	Facsimile
Songphon Road	447/2 Songphon Road, Muang, Nakhon Pathom 73000	0-3421-9657 Ext. 2102	0-3425-4238
Sop Tui	456-460 Prasan Maitri Road, Muang, Lampang 52100	0-5431-8600-2 Ext. 2102	0-5422-6572
Sukhothai	49 Singhawat Road, Muang, Sukhothai 64000	0-5562-1035, 0-5562-1198	0-5561-1752
Suphanburi	193 Phra Phanwasa Road, Muang, Suphanburi 72000	0-3550-0219-20 Ext. 2101	0-3550-0218
Surin	252 Thanasan Road, Muang, Surin 32000	0-4453-9500 Ext. 2101	0-4453-9510
Sutbanthat Road	173/113 Sutbanthat Road, Muang, Saraburi 18000	0-3630-8223-30 Ext. 2101	0-3630-8231
Tha Chalaep Road	197 Tha Chalaep Road, Muang, Chanthaburi 22000	0-3935-0461-3	0-3932-1178
Tha Muang	999 Mu 3, Saeng Chuto Road, Tha Muang, Kanchanaburi 71110	0-3462-6671-2	0-3461-1311
Thep Kasattri Road	142 Thep Kasattri Road, Muang, Phuket 83000	0-7623-3148-54 Ext. 2101	0-7623-2250
Trang	222 Huai Yot Road, Muang, Trang 92000	0-7522-3302-7	0-7522-3262
Ubon Ratchathani	13 Ratchabuf Road, Muang, Ubon Ratchathani 34000	0-4526-2910 Ext. 2101	0-4526-2873
Udon Thani	154 Prachak Road, Muang, Udon Thani 41000	0-4234-4420 Ext. 2101	0-4234-4433-35
Uttaradit	12 Chuenrudi Road, Muang, Uttaradit 53000	0-5541-1233, 0-5541-1707	0-5541-3319

Micro Branches

Metropolitan Area

Branch	Address	Telephone	Facsimile
All Seasons Place	87 Wireless Road, Lumpini, Pathumwan, Bangkok 10330	0-2685-3851-2	0-2685-3853
Bangkok Insurance Building / YWCA	25 South Sathon Road, Sathon, Bangkok 10120	0-2679-1752-3	0-2679-1754
Big C Dao Khanong	1050 Somdet Phrachao Tak Sin Road, Bukhalo, Thonburi, Bangkok 10600	0-2876-2627-9	0-2876-2630
Big C Ratchadamri	89/36, 97/11 Bangkok Bazaar Center, Ratchadamri Road, Pathumwan, Bangkok 10330	0-2250-4714-5	0-2250-4716
Big C Saphan Khwai	618/1 Phahonyothin Road, Samsen Nai, Phayathai, Bangkok 10400	0-2616-7214-5	0-2616-7216
Big C Tiwanon	9/9 Mu 5, Tiwanon Road, Muang, Nonthaburi 11000	0-2968-6248-9	0-2968-6247
Carrefour Bang Bon	19/164 Mu 6, Ekkachai Road, Bang Bon, Bangkok 10150	0-2898-2271-3	0-2898-2274
Carrefour Bang Kae	110/6 Mu 9, Phetchakasem Road, Phasi Charoen, Bangkok 10160	0-2804-6514-5	0-2804-6516
Carrefour Bang Pakok	278 Mu 1, Suksawat Road, Ratburana, Bangkok 10140	0-2872-0242	0-2872-0240
Carrefour Bang Yai	9/9 Mu 11, Taling Chan-Suphanburi Road, Bang Bua Thong, Nonthaburi 11110	0-2903-1681, 0-2903-1920	0-2903-0006
Carrefour Chaeng Watthana	112 Mu 5, Chaeng Watthana Road, Pak Kret, Nonthaburi 11120	0-2962-6241-2	0-2962-6240
Carrefour Lat Phrao	669 Lat Phrao Road, Chatuchak, Bangkok 10900	0-2938-6434-5	0-2938-6437
Carrefour On Nut	114 Soi On Nut 1, Sukhumvit Road, Watthana, Bangkok 10250	0-2740-3801-3	0-2740-3804
Carrefour Phetchakasem	29/1 Mu 11, Phetchakasem Road, Bangkok 10160	0-2807-5193-4	0-2807-5191
Carrefour Rama IV Road	2929 Rama IV Road, Khlong Tan, Khlong Toei, Bangkok 10110	0-2204-1926-7	0-2204-1925
Carrefour Ramintra	59 Mu 4, Ramintra Road, Bang Khen, Bangkok 10220	0-2971-7881-3	0-2971-7880
Carrefour Rangsit	70/1 Mu 15, Phahonyothin Road, Pathum Thani 12130	0-2995-1305-6	0-2995-1303
Carrefour Ratchadaphisek	125 Ratchadaphisek Road, Din Daeng, Bangkok 10400	0-2642-2372-3	0-2642-2370
Carrefour Rattanathibet	68/777 Mu 8, Rattanathibet Road, Muang, Nonthaburi 11000	0-2950-5661-2	0-2950-5660
Carrefour Samrong	1293 Mu 4, Sukhumvit Road, Muang, Samut Prakan 10270	0-2757-9076-7	0-2757-9078
Carrefour Srinakharin	425 Mu 5, Srinakharin Road, Muang, Samut Prakan 10270	0-2710-5052-3	0-2710-5051
Carrefour Sukhaphiban 3	643/7 Sukhaphiban 3 Road, Hua Mak, Bang Kapi, Bangkok 10240	0-2735-2175, 0-2735-2178 0-2735-2609	0-2735-2626
Carrefour Suwinthawong	123 Mu 16, Suwinthawong Road, Minburi, Bangkok 10510	0-2906-4651, 0-2906-4657	0-2906-4484
Central Bang Na	1090 Mu 12, Bang Na-Trat Road, Bang Na, Bangkok 10260	0-2361-7946-7	0-2361-7948
Central Chidlom	1027 Ploenchit Road, Pathumwan, Bangkok 10330	0-2254-9121, 0-2254-9123 0-2655-7833	0-2254-9124
Central Lat Phrao	1691 Phahonyothin Road, Chatuchak, Bangkok 10900	0-2541-1539-41	0-2541-1538
Central Pinklao	7/1 Boromratchonnani Road, Bangkok Noi, Bangkok 10700	0-2884-7502-4	0-2884-7501
Central Rama II Road	128 Mu 6, Bang Khun Thian, Bangkok 10150	0-2872-4001-2	0-2872-4003
Central Rama III Road	79/3 Sathu Pradit Road, Yannawa, Bangkok 10120	0-2673-6534-5	0-2673-6533
Fortune Town	7 Ratchadaphisek Road, Din Daeng, Bangkok 10320	0-2642-0140-1	0-2642-0142
Future Park Rangsit	161 Mu 2, Tambon Prachathipat, Pathum Thani 12130	0-2958-5865-6	0-2958-5867
Mah Boonkrong	444 Phayathai Road, Pathumwan, Bangkok 10330	0-2611-8052-3	0-2611-8051
Pantip Plaza	604/3 Phetchaburi Road, Bangkok 10400	0-2656-6146-7	0-2656-6145
Rangsit University	52/347 Mu 7, Phahonyothin Road, Muang, Pathum Thani 12000	0-2564-0911	0-2564-0914



Micro Branches

Metropolitan Area

Branch	Address	Telephone	Facsimile
Shinawatra Tower 3	1010 Viphavadi Rangsit Road, Lat Yao, Chatuchak, Bangkok 10900	0-2949-2606-8	0-2949-2605
Siam Makro Charansanitwong	521, 521/27 Charansanitwong Road, Bangkok Noi, Bangkok 10700	0-2864-6833-4	0-2864-6835
Siam Makro Lat Phrao	3489 Lat Phrao Road, Khlong Chan, Bang Kapi, Bangkok 10240	0-2734-3362-4	0-2734-3361
Siam Makro Samsen	935/9 Samsen Road, Dusit, Bangkok 10300	0-2636-9870-2	0-2636-9873
Siam Makro Sathon	1 Narathiwat-Ratchanakarin Road, Sathon, Bangkok 10120	0-2676-4302-3	0-2676-4301
Tesco Lotus Bang Khae	64/13 Mu 3, Phetchakasem Road, Bang Khae, Bangkok 10160	0-2804-4781, 0-2804-4783 0-2804-4779	0-2804-4777
Tesco Lotus Bang Na	14/9 Mu 13, Bang Na-Trat Road km. 8, Bang Phli, Samut Prakan 10540	0-2740-9687-9	0-2739-9165
Tesco Lotus Bang Pakok	538/2 Mu 4, Bang Pakok, Ratburana, Bangkok 10140	0-2872-1558-60	0-2872-1561
Tesco Lotus Bang Yai	90 Mu 5, Bang Kruai, Nonthaburi 11130	0-2443-6796-7	0-2443-6798
Tesco Lotus Chaeng Watthana	300 Mu 1, Lak Si, Bangkok 10210	0-2990-7528-9	0-2990-7527
Tesco Lotus Ekkamai-Ramintra	14/2 Mu 8, Pradit-Manuthum Road, Lat Phrao, Bangkok 10230	0-2935-9791-3	0-2935-9790
Tesco Lotus Express Suthisan	571 Suthisan Road, Din Daeng, Bangkok 10400	0-2690-8185	0-2690-8186
Tesco Lotus Lat Phrao	1190 Phahonyothin Road, Lat Yao, Chatuchak, Bangkok 10900	0-2930-9380-2	0-2930-9378
Tesco Lotus Minburi	73 Mu 18, Suwinthawong Road, Minburi, Bangkok 10510	0-2918-5641-2	0-2918-5646
Tesco Lotus Phongphet	99/9 Mu 3, Prachachun Road, Bang Khen, Muang Nonthaburi 10800	0-2955-5754-6	0-2955-5757
Tesco Lotus Rangsit	392/104 Mu 2, Phahonyothin Road, Prachathipat, Pathum Thani 12130	0-2958-3765-7	0-2958-3768
Tesco Lotus Sukhaphiban 1	629 Mu 10, Nawamin Road, Bung Kum, Bangkok 10240	0-2508-2663-4	0-2508-2665
Thai Chamber of Commerce University	126/1 Viphavadi Rangsit Road, Din Daeng, Bangkok 10400	0-2692-0811, 0-2692-0833	0-2692-0710
Thammasat University Rangsit Campus	99 Mu 18, Phahonyothin Road, Khlong Luang, Pathum Thani 12120	0-2564-2752-4	0-2564-2751
The Mall Ngamwongwan	30/39-50 Mu 2, Ngamwongwan Road, Muang, Nonthaburi 11000	0-2550-0995	0-2550-0994
U Centre Chula 42	198 Chula Soi 4, Pathumwan, Bangkok 10330	0-2216-2094-5	0-2216-2096
Utthayan Witthayasat	111 Phahonyothin Road, Khlong Luang, Pathum Thani 12120	0-2564-8028, 0-2564-8030	0-2564-8029

Micro Branches

Provincial Area

Branch	Address	Telephone	Facsimile
Amata City Rayong	7 Mu 3, Tambon Bo win, Si Racha, Chonburi 20230	0-3834-6371-3	0-3834-6374
Bang Pa-in Industrial Estate	139 Mu 2, Udomsroyut Road, Bang Pa-in, Pra Nakhon Si Ayuthaya 13160	0-3522-1887-8, 0-3522-1890	0-3522-1889
Big C Chiang Mai	208 Mu 3, Muang, Chiang Mai 50000	0-5385-0789-90	0-5385-0793
Big C Chiang Rai	184 Superhighway 1, Tambon Rob Wiang, Muang, Chiang Rai 57000	0-5374-7058-9, 0-5371-1644	0-5371-7766
Big C Lampang	66 Nakhon Sawan-Chiang Rai Road, Sop Tui, Muang, Lampang 52100	0-5435-2650-3	0-5435-2654
Big C Lopburi	2 Mu 1, Tambon Tha-Sala, Muang, Lopburi 15000	0-3641-4400-2	0-3641-4403
Big C Nakhon Pathom	754 Phetchakasem Road, Muang, Nakhon Pathom 73000	0-3427-5691-3	0-3427-5694

Micro Branches

Provincial Area

Branch	Address	Telephone	Facsimile
Big C Nakhon Sawan	320/10 Sawanwithi Road, Muang, Nakhon Sawan 60000	0-5623-3179-82	0-5623-3182
Big C Pattaya II	565/41 Mu 10, Bang Lamung, Chonburi 20260	0-3837-4840-2	0-3837-4843
Big C Phitsanulok	939 Phichai Songkhram Road, Muang, Phitsanulok 65000	0-5537-8045-7	0-5525-8597
Big C Rayong	15/11 Bang Na-Trad Road, Muang, Rayong 21000	0-3887-5400-4	0-3887-5355
Carrefour Chiang Mai	94 Mu 4, Chiang Mai-Lampang Road, Muang, Chiang Mai 50000	0-5385-0716-7	0-5385-0715
Carrefour Pattaya	333 Central Pattaya Road, Bang Lamung, Chonburi 20260	0-3848-8290-2	0-3848-8289
Central Airport Chiang Mai	2 Mahidol Road, Muang, Chiang Mai 50100	0-5328-3923-4	0-5328-3925
Khon Kaen University	123 Mitraphap Road, Muang, Khon Kaen 40002	0-4320-2650-2	0-4320-2653
Maha Sarakham University	41 Mu 20, Kanthrawichai, Maha Sarakham 44150	0-4375-4611-2	0-4375-4613
Naresuan University	Naresuan University, Phitsanulok-Nakhon Sawan Road, Phitsanulok 65000	0-5526-0123-5	0-5526-0462
Prince of Songkhla University	15 Kanchanawanit Road, Kho Hong, Hat Yai, Songkhla 90110	0-7421-8542-4	0-7421-8717
Siam Makro Chonburi	55/3 Mu 2, Sukhumvit Road, Muang, Chonburi 20000	0-3828-8516-8	0-3828-8517
Siam Makro Hat Yai	89 Kanchanawanit Road, Tambon Kho Hong, Hat Yai, Songkhla 90110	0-7421-7740-3	0-7421-7744
Siam Makro Nakhon Pathom	86 Mu 13, Phetchakasem Road, Muang, Nakhon Pathom 73000	0-3437-8399-400	0-3437-8401
Tesco Lotus Chanthaburi	25/4 Phraya Trang Road, Muang, Chanthaburi 22000	0-3930-3467-8	0-3930-3469
Tesco Lotus Hang Dong Chiang Mai	132 Mu 1, Chiang Mai-Hang Dong Road, Muang, Chiang Mai 50100	0-5380-7545-6	0-5380-7547
Tesco Lotus Hat Yai	1142 Kanchanawanit Road, Hat Yai, Songkhla 90110	0-7422-3671-2	0-7422-3670
Tesco Lotus Kam Tiang Chiang Mai	9 Talat Kam Tiang Road, Muang, Chiang Mai 50300	0-5387-2770-3	0-5387-2774
Tesco Lotus Kanchanaburi	355/5 Saeng Chuto Road, Muang, Kanchanaburi 71000	0-3462-3878-80	0-3462-3881
Tesco Lotus Khon Kaen	356 Mu 6, Mitraphap Road, Khon Kaen 40000	0-4336-5008-10	0-4336-5011
Tesco Lotus Mahachai	119 Mu 7, Setthakit Road, Muang, Samut Sakhon 74000	0-3482-7510-13	0-3482-7514
Tesco Lotus Nakhon Pathom	1048 Phetchakasem Road, Muang, Nakhon Pathom 73000	0-3427-5310-2	0-3427-5313
Tesco Lotus Nong Khai	304 Mu 10, Mitraphap Road, Muang, Nong Khai 43000	0-4241-3470-2	0-4241-3469
Tesco Lotus North Pattaya	221/19 Mu 5, North Pattaya Road, Bang Lamung, Chonburi 20260	0-3837-0857-8	0-3837-0228
Tesco Lotus Phuket	104 Mu 5, Chalerm Phrakiat Road, Muang, Phuket 83000	0-7625-5128-9	0-7625-5130
Tesco Lotus Ratchaburi	8/4 Kathathon Road, Muang, Ratchaburi 70000	0-3235-0366-9	0-3235-0365
Tesco Lotus Rayong	3 Sukhumvit Road, Muang, Rayong 21000	0-3880-0535-7	0-3880-0538
Tesco Lotus Samui	1/7 Mu 6, Sai Rop Ko Samui Road, Ko Samui, Surat Thani 84320	0-7724-5464-5	0-7724-5466
Tesco Lotus South Pattaya	408/2 Mu 12, Sukhumvit Road, Bang Lamung, Chonburi 20200	0-3842-7853, 0-3842-7857 0-3842-7937	0-3842-7423
Tesco Lotus Suphanburi	293 Mu 5, Suphanburi-Chainat Road, Muang, Suphanburi 72000	0-3552-6137-9	0-3552-6140
Tesco Lotus Surat Thani	9/1 Mu 3, Liang Muang Road, Makhom Tia, Muang, Surat Thani 84000	0-7722-1264, 0-7722-1351-2	0-7722-1263
Tesco Lotus Trang	120/6 Mu 2, Ratsada Road, Muang, Trang 92000	0-7522-5326, 0-7522-5330	0-7522-5332
Tesco Lotus Ubon Ratchathani	492 Chayanggun Road, Muang, Ubon Ratchathani 34000	0-4525-5825-6	0-4525-5822
Tesco Lotus Udon Thani	499/117 Mu 7, Muang, Udon Thani 41000	0-4262-6989-90	0-4224-9241

General Information

1. References

1.1 Share registrar

Thailand Securities Depository Co., Ltd.
 62 The Stock Exchange of Thailand Building (6th Floor)
 Ratchadaphisek Road, Khlong Toei, Bangkok 10110 Tel : 0-2359-1200-1

1.2 Trustee

Subordinated convertible bonds due in 2004
 Citicorp Trustee Company Limited, Citigroup Centre, 14th Floor,
 Canada Square, Canary Wharf,
 London E14 5LB, United Kingdom
 Tel (44 207) 500-5615 Fax (44 207) 500-5857

1.3 Auditor

Dr. Suphamit Techamontrikul
 Certified Public Accountant (Thailand) Registration No.3356
 Deloitte Touche Tohmatsu Jaiyos Co., Ltd.
 183 Rajanakarn Building, 25th Floor, South Sathon Road, Bangkok 10120 Tel : 0-2676-5700

1.4 Legal advisers

Mr. Pradit Ekamanee Tel : 0-2230-2643
 Mr. Prasit Sansiri Tel : 0-2230-2729
 Mr. Chuchart Srisaeng Tel : 0-2230-2969

2. Shareholders

Major shareholders as at December 31, 2003

No.	Name	No. of Shares	% of Total
1.	Thailand Securities Depository Co., Ltd. for Overseas Depositors	883,842,330	46.31
2.	Thailand Securities Depository Co., Ltd. for Local Depositors	763,481,286	40.00
3.	Ministry of Finance	34,134,380	1.79
4.	Bangkok Insurance Public Company Limited	14,254,590	0.75
5.	Swai-Prapas & Butra Co., Ltd.	11,409,700	0.60
6.	Chatrian Holding Co., Ltd.	8,624,170	0.45
7.	Asia Commercial Bank (Nominees) Ltd.	5,200,000	0.27
8.	C.R. Holding Co., Ltd.	4,952,430	0.26
9.	Chartsiri Sophonpanich	4,841,700	0.25
10.	Mrs. Chou Li Hua	4,206,390	0.22

3. Report on actions in compliance with the principles of good corporate governance

(1) Policy on corporate governance

Bangkok Bank recognizes the importance of good corporate governance which is a key factor for enhancing the efficiency of the organization. The Bank has therefore implemented a number of initiatives to ensure that its operations are in line with the principles of good corporate governance, which are a foundation for a sustainable growth.

The Bank has established a Compliance Unit to ensure that its internal operations are in compliance with the regulations of the authorities. The Bank has also put in place a policy for good corporate governance which incorporates all important principles thereof.

(2) Rights of shareholders

The Bank observes shareholders' rights and provides equitable treatment to shareholders. The Bank sends each shareholder an invitation to the shareholders meeting at least seven days prior to the date of the meeting and assists and provides facilities for shareholders to attend the meeting. During the meeting, the Bank's Board of Directors gave shareholders the opportunity to exercise their rights to vote on scheduled agendas, and express their opinions or inquire about decisions of the board of directors on important matters. The Bank recognizes the significance of disclosure of accurate information to its shareholders. The Bank therefore continually disseminates relevant information to the shareholders.

(3) Rights of other stakeholders

The Bank recognizes the importance of protecting the legitimate rights of other groups of stakeholders. For example, with regard to staff, the Bank recognizes the importance of ensuring that staff receives appropriate remuneration and benefits. In addition, the Bank provides for staff training and development, to increase their level of skill and knowledge so as to increase their capacity to discharge their duties. With regard to commitment to the community, the Bank acknowledges the value of carrying out activities that contribute to the advancement of the community as a whole. The Bank provides continuous support to various activities for the preservation of the Thai community and society, with regard to education, religion, sports, promotion of Thai tradition and culture, and other public activities.

(4) Shareholders meeting

The Bank held the Annual General Shareholders Meeting in April 2003 at which 14 of 16 members of the Board of Directors, including the Chairman, Executive Chairman, Chairman of the Audit Committee, and President attended.

During the meeting, the Chairman of the meeting gave shareholders the opportunity to freely ask questions, express opinions, and make suggestions on various issues.

(5) Leadership and vision

The Bank has been growing and evolving with the economy and the people of Thailand for nearly 60 years. Key factors to the success of the Bank have always been its leadership and vision.

The Board of Directors

The Bank's Board of Directors comprises prominent persons, with diverse proven knowledge, experiences and expertise, who are known for their respectable leadership. The Bank's vision is to be a bank which provides financial services with excellence, is well equipped with capable human resources, state-of-the-art technology and working systems, and at the same time is able to meet international standards and maintain its position as a leading bank in Asia.

The Bank's Board of Directors is charged with the primary duties of identifying the organization's vision, designating business policy and direction, and supervising the Bank's operations in compliance with the laws, regulations, and resolutions of the shareholders meetings.

The Bank's Board of Directors has appointed committees charged with administering and monitoring the Bank's operations in the following areas:

The Board of Executive Directors

The Board of Executive Directors (or the Executive Board) comprises members of the Board of Directors who are appointed as executive directors. It is responsible for performing duties as delegated by the Board of Directors, including approval of loans, troubled

debt restructuring and investment in securities and properties, as well as conducting the normal business operations or related operations of the Bank. The Executive Board is also responsible for scrutinizing matters requiring approval of the Board of Directors or the shareholders under the laws and the Articles of Association.

The Audit Committee

The Audit Committee comprises qualified and independent members of the Board of Directors having the qualifications and independence as prescribed by the relevant authorities. The primary duty of the Audit Committee is to ensure that financial information of the Bank is accurate, sufficient, and credible. It is also responsible for the selection and appointment of external auditors for the Bank, and ensuring the Bank has a proper and efficient internal control system. Other responsibilities include preventing business dealings and transactions where there exists conflict of interests, and ensuring the Bank complies with legal requirements and regulations. The Audit Committee is also responsible for reviewing the risk management systems and preventive measures of significant risks, and providing in the Annual Report a report on its supervision of the Bank's business.

The Nomination and Remuneration Committee

The Nomination and Remuneration Committee comprises members of the Board of Directors who are assigned to be responsible for the selection process for nomination of members of the Board of Directors and senior executives from the level of Senior Executive Vice President upwards, and determining their remuneration and proposing such nomination and determination to the Board of Directors for consideration.

The Risk Management Committee

The Risk Management Committee comprises members of the Board of Directors and/or executives who are assigned to establish and propose to the Board of Directors the policy for overall risk management as well as supervise and monitor the risk management in order to comply with the determined policy.

(6) Conflict of interest

The Bank takes measures to control, oversee, or prevent conflicts of interest from arising which are in line with the stipulations of regulatory authorities. It does this by disclosing information, protecting confidential information, refusing to take action, or taking action, as called for by each situation.

In order to oversee and prevent the use of inside information, which may affect the price of the Bank's shares on the Stock Exchange of Thailand, members of the Bank's Board of Directors and management must report changes in their holdings of the Bank's shares to the Securities and Exchange Commission and the Bank.

Furthermore, the Bank has developed principles and guidelines for prevention of unauthorized access to, and unauthorized use of, inside information for wrongful purposes for use by the Bank's internal units that carry on businesses of dealing or underwriting of securities which are debt instruments.

(7) Business ethics

The Bank realizes that a code of ethical business conduct and business ethics is the foundation for establishing good corporate governance. The Bank's code of ethical business conduct and business ethics for directors, executives, officers and employees has been compiled for the purpose of upholding the integrity and reputation of the Bank.

(8) Balance of power for non-executive directors

At the end of December 2003, the Bank's Board of Directors comprised 18 members, five of which were independent directors, seven were non-executive directors, and six were executive directors.

(9) Combination or division of positions

The Bank designates the Chairman of the Board of Directors as the leader with regard to policy matters, and the Chairman of the Executive Board as the leader with regard to management matters.

(10) Remuneration for directors and management

The Bank provides appropriate remuneration to directors and executives commensurate with their duties and responsibilities as assigned and has shown details of remuneration for directors and executives under the section entitled "Remuneration and Benefits for Board of Directors and Top Executives in 2003".

(11) Board of Directors' meetings

The Board of Directors holds meetings on a regular basis. Usually a meeting is held once every two months, and additional meetings may be called if necessary. In 2003, the Board of Directors held 8 meetings. At each such meeting, the management provided information, references and details of each of the agenda items to all directors for consideration. In the meeting, the Chairman of the Board of Directors allocated sufficient time for the directors to consider each agenda item with prudence, and enabled directors to freely discuss, inquire, and express opinions on the items of interest so that they could fulfill their duties to the best of their ability.

(12) Committees

The Board of Executive Directors, the Audit Committee, and the Nomination and Remuneration Committee and the Risk Management Committee are set up by the Board of Directors to oversee and monitor the Bank's operations.

(13) Controlling Systems and Internal Audit

The Bank has implemented various measures in order to establish a standard of internal control system that is generally accepted. The structure of its internal control system is as follows:

1. *The Audit Committee* is responsible for ensuring effectiveness of the internal control systems, reviewing the Bank's financial statements, ensuring adequacy of the risk management systems and reviewing the work of the Audit and Control Division.
2. *The Audit and Control Division*, under the supervision of the Audit Committee, is responsible for auditing every unit of the Bank and the Bank's working systems, data and operations of various units in the Bank to ensure that they are in accordance with the regulations of the authorities and the Articles of Association.
3. *The Compliance Unit* is charged with the responsibility of giving explanation and clarification on the rules and regulations issued by relevant authorities as well as overseeing the performance of every unit of the Bank to be in compliance with the relevant laws and regulations.

In risk management, the Bank recognizes the importance of controlling and managing risks that may arise in the course of running business. It has therefore established the following specific organizational units for this purpose:

1. *The Risk Management Committee* is assigned to establish and propose to the Board of Directors the policy for overall risk management as well as supervise and monitor the risk management in order to comply with the determined policy.
2. *The Asset Liability Committee (ALCO)* is charged with the responsibility of determining a framework for managing the assets and liabilities of the Bank with an aim to manage and maintain an acceptable level of market risk which arises from fluctuations in interest rates, exchange rates, and prices of portfolios securities.

(14) Directors' report

The Board of Directors is responsible for the preparation of financial statements of the Bank and its subsidiary companies. It has assigned the Audit Committee to review the Bank's financial statements to ensure that they are accurate, credible and in line with generally accepted accounting standards. A report from the Audit Committee on the financial statements has been included in this Annual Report.

(15) Relationship with investors

The Bank recognizes the importance of the disclosure of important information, both financial and non-financial, and has disclosed such information to investors and interested parties across a variety of channels and other information disseminating media, such as mail, announcements via various media, including disclosure to the stock exchange, and publication of the Bank's information and product details on its website at www.bangkokbank.com. The Bank has also provided means to contact and contact details of the investor relations persons on the website.



4. Risk Factors

The goal of risk management is to ensure that the Bank is effectively managing risks within defined parameters whilst achieving an adequate return commensurate with the level of risk undertaken. The Board of Directors has established a Risk Management Committee to oversee the Bank's risk management framework including its policies, controls and overall risk levels which encompass risks such as credit risks, market risks, liquidity risks and operational risks. The Risk Management Committee develops the general risk management policies, reviews the adequacy of such policies on an ongoing basis, and develops strategies consistent with such policies so that risks are controlled.

Credit Risk

Credit risk is the risk that the borrower may not repay all the money he or she owes to the Bank, or that he or she cannot pay interest in full. This is a business risk for all commercial banks, regardless of their credit risk management policies. Bangkok Bank deals with this type of risk by establishing a clear set of procedures with regard to loan extensions, which include loan policies, loan selection process, credit rating and risk measurement, risk diversification, and the criteria for loan approval and authorization.

The Bank has set up a *Credit Risk Management group* that is independent from other areas of the organization, which is responsible for ensuring the effective implementation of credit policies and to monitor compliance. The Credit Risk Management group is comprised of the Credit Policy unit, the Credit Acceptance unit, the Special Asset Management unit, the Portfolio Management unit and the Risk Asset Review unit. The functions of each unit are summarized below:

- The Credit Policy unit oversees the policy and process of administering credit to customers to ensure that the overall credit policy, including the credit underwriting standards, the internal approval requirements and the risk diversification within the portfolio, is maintained and consistently reviewed.
- The Credit Acceptance unit evaluates the analysis of the risk factors, the recommendations of the various credit divisions, the accuracy of the risk levels for specific loans, the loan structures and the related loan agreements.
- The Special Asset Management unit is responsible for the resolution of troubled loans.
- The Portfolio Management unit has the responsibility to monitor and report the various risks within the portfolio.
- The Risk Asset Review unit verifies internal compliance with the credit policies and underwriting standards throughout our organization.

The Bank has a multi-level credit approval process requiring loan approval at successively higher levels within the organization, depending on the overall credit exposure to the entity. The credit approval process is designed to be independent and separate from the business origination unit. For individual credit decisions, we require an understanding of the purpose of the credit request, an assessment of the ability to repay debt using operational cash flow, the feasibility of the business proposition, the capability of management and collateral options. The Bank also has a credit review process that ensures that all credit exposures are reviewed on an annual basis.

Market Risk

Market risk is the risk that arises from fluctuations in interest rates, exchange rates, and the price of instruments in the money and capital markets, which may affect the financial performance of the organization.

Interest Rate Risk

The Bank's interest income from assets and interest expenses on its liabilities is subject to movements in interest rates. As such they are a major factor in determining the Bank's net interest income.

The Bank has set up the Asset Liability Committee (ALCO), which is responsible for establishing guidelines for the management of the Bank's assets and liabilities. This will help to maintain interest rate risks at an acceptable level with minimum fluctuations in the value of assets. These guidelines are in accordance with the policies set by the Board of Directors.

Foreign Exchange Rate Risk

Foreign exchange rate risk arises when the Bank is involved in foreign currency transactions, which may result in deficits or surpluses with regard to the Bank's position in foreign currency holdings. These transactions include foreign currency exchange, investments, loans, borrowings, contractual commitments, and the use of financial derivatives in foreign currencies.

The Bank's policy is to generally match foreign currency assets and liabilities. In the case of mismatches, the Bank will typically hedge the exposure by purchasing forward contracts. The Executive Board approves the Bank's foreign exchange position limits and monitors the exposures on a weekly basis. The Treasury Division supervises the day-to-day trading activities and is responsible for the implementation of the foreign exchange risk management policies.

The Bank does not currently engage in speculative trading of derivative instruments for its own account and generally only enters into interest rate and currency derivative transactions primarily for the purpose of hedging interest rate and foreign exchange mismatches. The Bank provides limited derivative services, comprising of foreign currency forward transactions and foreign currency and interest rate swaps, to selected major corporate customers as well as domestic and international financial institutions. It is the policy of the Bank to act only as intermediary in providing these services and not to take the risks on the Bank's own account.

Liquidity risk

Liquidity risk occurs as a result of an inability to meet cash flow obligations at all times. The purpose of liquidity risk management is to provide the Bank with available funds to meet present and future liquidity obligations, and to take advantage of appropriate market opportunities as they arise.

The Bank has several sources of liquidity and manages its liquidity through domestic money, swap and repurchase markets, while foreign currency liquidity is primarily managed through U.S. dollar and euro-currency markets. The Bank seeks to minimize its liquidity costs by closely managing the liquidity position on a daily basis and restricting the amount of cash at any given time which is not invested in interest earning deposits or money market instruments. As part of liquidity management, the Bank adheres to a funding plan, which includes the use of medium-term borrowings in the foreign currency markets to fund domestic foreign currency loans. In addition, the Bank has historically been a net provider of funds in the domestic money market, thereby limiting potential liquidity disruptions.

Capital adequacy risk

Capital adequacy risk is the risk that the Bank does not have sufficient capital reserves to absorb unexpected losses arising from credit, market and operational risks. The principal objective of the Bank's capital management policy is to ensure that over the medium term the Bank maintains an adequate level of capital to support growth strategies while meeting regulatory requirements and market expectations. Any proposals to raise additional capital are presented to the Executive Board and the Board of Directors for final approval by the shareholders.

Banks in Thailand are expected to implement the Basel II Accord in future years, which will result in changes to capital adequacy requirements. The implementation of the Basel II Accord will affect the risk weightings of assets, which in turn will have an effect on the Bank's capital adequacy ratio.

Operational Risk

Operational risk is the potential loss from a breakdown in internal processes and systems, deficiencies in people and management or operational failure arising from external events. The objective of the operational risk management framework is to ensure that the Bank has in place the appropriate policies and practices to avoid such failures, to minimize losses and to enable new business opportunities to be pursued quickly in a risk-controlled manner. The Bank's operational risk management policy embraces the concepts of risk identification, risk assessment, risk monitoring and risk mitigation and control. The primary responsibility for managing this risk rests with each operating unit, through the adoption of proper internal control measures in the operating environment.

5. Related-Party Transactions

Details of related-party transactions are included in the Notes to the Financial Statements under the Related-Party Transactions section.

6. Information on Bonds

Type of Bonds	Interest Rates (%)	Maturity	Amount Million	Credit Rating (Moody's/S&P's)
Subordinated convertible bonds	4.589	March 3, 2004	US\$ 386.392	-
Unsecured subordinated bonds	7.25	September 15, 2005	US\$ 27.85	Baa2/B
Unsecured subordinated bonds	8.25	March 15, 2016	US\$ 0.175	Baa2/B+
Unsecured subordinated bonds	8.75	March 15, 2007	US\$ 266.9	Baa2/B+
Unsecured subordinated bonds	9.025	March 15, 2029	US\$ 449.825	Baa2/B+
Subordinated perpetual bonds cum preferred shares	15.00*	Perpetual	Baht 34,500	-
Subordinated bonds group 19	0	January 2, 2004	Baht 1,265	-
Subordinated bonds group 20	0	April 2, 2004	Baht 1,265	-
Subordinated Convertible bonds group 21	0	July 2, 2004	Baht 1,265	-
Subordinated Convertible bonds group 22	0	October 2, 2004	Baht 1,265	-
Subordinated Convertible bonds group 23	0	January 2, 2005	Baht 1,265	-
Subordinated Convertible bonds group 24	0	April 2, 2005	Baht 1,265	-
Subordinated Convertible bonds group 25	0	July 2, 2005	Baht 1,265	-
Subordinated Convertible bonds group 26	0	October 2, 2005	Baht 1,265	-
Subordinated Convertible bonds group 27	0	January 2, 2006	Baht 1,265	-
Subordinated Convertible bonds group 28	0	April 2, 2006	Baht 1,265	-
Subordinated Convertible bonds group 29	0	April 2, 2006	Baht 11,500	-

* To be paid only when the Bank has paid dividend on the preferred shares.

7. Obligations for Future Issuance of Shares

- Subordinated convertible bonds due in 2004

Ordinary shares reserved to accommodate the conversion right	71.50 million shares
Ordinary shares already converted	1.50 million shares
Ordinary shares left to accommodate the conversion right	70.00 million shares
Conversion price	Baht 230 per share
<i>Conversion period</i>	<i>May 24, 1994 - February 18, 2004</i>

- Subordinated convertible bonds group 21-29

Ordinary shares reserved to accommodate the conversion right	150 million shares
Ordinary shares already converted	-
Ordinary shares left to accommodate the conversion right	150 million shares
Conversion price	Baht 100 per share
<i>Conversion period</i>	<i>April 2, 2004 - April 2, 2006</i>

Printed by Bangkok Printing (1984) Company Limited
Tel. 0 2642 7272-87
Designed by Figure Brain Company Limited
Tel. 0 2931 0713, 0 2539 7068



Bangkok Bank Public Company Limited

Head Office : 333 Silom Road, Bangkok 10500 Thailand

Tel. (66) 0-2231-4333

<http://www.bangkokbank.com>