

Bangkok Bank Public Company Limited  
Head Office 333 Silom Road, Bangkok 10500 Thailand  
Tel. (66) 0-2231-4333  
<http://www.bangkokbank.com>



“Partnership & Care”

Annual Report  
2002



“...The prosperity of a nation is accomplished through the collective achievements or activities of all the people in the nation. This means to say, we each have a duty to make the most of our expertise and ability to contribute to the common good of our nation. We each have to **support one another**. No one can live and serve the nation all by himself. Therefore, you should bear this fact in mind when you go out to start your professional life. Do acknowledge others, show them respect and be cooperative and reasonable in the conduct of all your work. This is the key to building a prosperous future for ourselves and creating stability for our nation...”

*(Unofficial Translation of an Address by His Majesty the King / Jor-Lor / July 10, 1970)*

“Partnership & Care”

A young man with dark hair, wearing a blue polo shirt with a small red logo on the chest, is smiling and looking towards the right. The background is a blurred indoor setting with warm lighting.

Thai values  
foster a  
sustainable Thai future

**Partnership and care** for one another is the way of life for the Thai people. It reflects our culture and our belief that by assisting one another we will survive in whatever circumstance.

At Bangkok Bank.....

We Care for You Wherever You are.



## Contents

5	Financial Performance Indicators
6	Message from the Chairman
9	Message from the Executive Chairman
16	Management Report
22	Management Discussion and Analysis
32	Community Services
36	Corporate Campaign
38	Ten-Year Statistical Summary
40	Organization Chart
42	Board of Directors & Top Executives
48	Names and Experiences of Top Executives
50	Board of Directors and Executive Officers
54	Investment in Companies at 10% or More of Paid-Up Capital
58	Remuneration and Benefits for the Board of Directors and Top Executives
59	Change in Shareholdings of the Board of Directors
61	Report of the Independent Certified Public Accountants
158	Report of the Audit Committee
159	List of Branches
183	General Information

## Financial Performance Indicators

	2002	2001	2000	Percentage change	
				2002/2001	2001/2000
<b>Consolidated financial performance (million baht)</b>					
Assets	1,250,956	1,252,505	1,240,210	- 0.1	+ 1.0
Loans and advances (net of loan loss provisions) <sup>1</sup>	686,492	654,526	731,748	+ 4.9	- 10.6
Deposits <sup>1</sup>	1,070,694	1,079,618	1,039,321	- 0.8	+ 3.9
Liabilities	1,195,261	1,209,174	1,206,231	- 1.2	+ 0.2
Shareholders' equity – net	55,695	43,331	33,979	+ 28.5	+ 27.5
Interest and dividend income	52,505	60,520	67,114	- 13.2	- 9.8
Total income	67,598	72,811	84,698	- 7.2	- 14.0
Profit (loss) before tax <sup>2</sup>	6,287	6,487	(18,687)	- 3.1	+ 134.7
Net profit (loss) <sup>3</sup>	6,271	6,484	(18,687)	- 3.3	+ 134.7
<b>Per share (baht)</b>					
Profit (loss) before tax <sup>2</sup>	4.29	4.42	(12.74)	- 2.9	+ 134.7
Net profit (loss) <sup>3</sup>	4.28	4.42	(12.74)	- 3.2	+ 134.7
Par value	10.00	10.00	10.00	-	-
Book value <sup>2</sup>	37.98	29.55	23.17	+ 28.5	+ 27.5
Share prices – range	66.50 - 36.25	44.25 - 25.25	67.50 - 21.50	-	-
– year - end	49.50	36.50	25.50	+ 35.6	+ 43.1
<b>Financial ratio (%)</b>					
Rate of return on average assets <sup>2</sup>	0.50	0.52	(1.54)	0.02	+ 2.06
Rate of return on average equity <sup>2</sup>	12.68	16.77	(47.10)	- 4.09	+ 63.87
Net profit (loss) to total income <sup>3</sup>	9.28	8.90	(22.06)	+ 0.38	+ 30.96
Capital to risk assets	11.54	11.28	8.68	+ 0.26	+ 2.60

**Remarks**

1. Not including interbank and money market items
2. Including minority interests
3. Not including minority interests



## **Message** from the Chairman

Against the backdrop of a turbulent international situation, and minimal economic growth worldwide, the Asian region was an area of positive economic strength.

The Thai economy in 2002 showed clear signs of recovery. The baht stabilized, the country's international reserves increased, interest rates remained low, and the inflation rate was steady. All these factors contributed to Thailand's economic growth rate of 5.2 per cent, which was above expectations.

The banking environment in Thailand continued to be highly competitive. This was particularly in the retail banking sector as consumer spending rose in response to growing levels of consumer confidence and stimulative fiscal policies. Measures which contributed to an increase in consumer spending included low interest housing loans, hire-purchase loans with low or zero interest and extended repayment options, as well as a relaxation in restrictions on the issue of credit cards.



Bangkok Bank anticipated these and other social and economic trends. We recognized that the future success of financial businesses would depend on the development of a flexible and customer focused organizational structure along with highly skilled personnel. We therefore commenced a major organizational restructuring four years ago.

Management and staff at every level of the organization were involved in this restructuring project, which covered enhancements in our work practices, our branches, our distribution network, our processing systems and our organizational structure. This restructuring project is now about 80 per cent complete. Our objective in introducing these measures was to improve the quality, speed and accuracy of our performance in order to enhance customer satisfaction and improve our productivity. We reviewed all parts of our operations to support our customer focus. We made improvements in our computer systems and refined our credit approval process to ensure quick and efficient operations in line with modern risk management systems.

We are strongly committed to technology investment and we are putting in place efficient and effective back office and online systems. We are encouraging our customers to use electronic channels in place of over-the-counter transactions. Consequently, the volume of transactions through our ATM systems, Bualuang iBanking and Bualuang Phone services has risen strongly over the last twelve months.

The year 2002 was a productive and profitable year for Bangkok Bank, which saw an increase in shareholders' value and an improvement in the underlying fundamentals of the bank. We intend to continue to achieve long-term returns for our shareholders through consistent and excellent customer service. Our substantial customer base gives us a solid foundation for future growth and by focusing on building a quality loan portfolio and providing value added services to every customer segment, we are deepening our relationships as well as enhancing our earnings.

We are anticipating a moderate economic growth rate in Thailand in 2003, however risk factors such as a war in the Middle East and increases in oil prices may curb growth somewhat. Even so, we still expect a positive and steady performance for the Bank in 2003.

On behalf of Bangkok Bank's Board of Directors, I would like to thank all our shareholders as well as our stakeholders in the public and private sectors for your continued trust and support. To the management and staff, I would like to express my appreciation for your dedication and hard work during the year and extend my well wishes for the year to come.



( Chatri Sophonpanich )



**Kosit Panpiemras**

Executive Chairman

## **Message** from the Executive Chairman

In 2002 the Thai economy bounced back, growing by 5.2 per cent compared with 1.9 per cent the previous year. Exports and domestic consumption were the driving forces of economic growth, in line with the government's dual track policy of encouraging these sectors.

Private sector spending and consumption increased significantly while spending by the government sector slowed down or even decreased in some quarters. Although export growth was sluggish in the first half of the year, it accelerated in the latter half, particularly in the last four months. There was a broad-based recovery in the manufacturing sector, with production increasing in 35 out of 44 industries and falling in 9 industries. In 2001, output fell in 22 industries and rose in 22 other industries.

The growth in domestic demand and in the manufacturing sector resulted in a reduction in the unemployment rate in Thailand, which fell to 2.4 per cent, the lowest level since the outbreak of the economic crisis.

The recovery was strongest in the automotive, construction and electrical appliance sectors. The manufacturing production indices of these sectors rose by 19.7 per cent, 13.4 per cent, and 24.1 per cent, respectively. Output in other sectors rose on average by 3.2 per cent.

Key financial measures introduced by the government last year included a low-interest policy and the encouragement of increased lending by state-owned and specific special financial institutions. This included loans for small and medium-sized enterprises (SMEs), housing loans, and loans for low-income earners under the **People's Bank** project. The government also introduced measures to stimulate the economy at the grassroots level, such as the **Village Fund** program, and the **One Tambon One Product** project. At the same time it took steps to revive the property sector and the stock market.

Lower interest rates and rising consumer confidence contributed to a recovery in demand from the private sector both in terms of consumption and investment. This particularly applied to spending on vehicles and house construction. Higher prices for agricultural products contributed to an 11.3 per cent rise in farmers' earnings and subsequent growth in consumption spending.

Exports, in dollar terms, grew by 5.8 per cent in 2002, a reversal of the situation in the previous year when exports actually fell by 6.9 per cent. Growing demand from our major trading partners, particularly in the ASEAN and wider Asian region, drove the recovery in exports. Thailand's trade with ASEAN rose by 19.7 per cent of the total trade.

The baht remained steady, with few fluctuations. Foreign debt fell below US\$ 60 billion while short-term foreign debt stood at US\$ 14.1 billion. The country's official international reserves totaled US\$ 38.9 billion, almost equal to pre crisis level. The current account surplus was 6.2 per cent of the gross domestic Product (GDP). The inflation and the unemployment rate were as low as 0.7 per cent and 2.4 per cent, respectively.

Despite these positive indicators, economic uncertainty will continue in 2003, due to a number of external factors. These include the war in the Middle East, economic fluctuation in some major industrialized countries and deflationary pressure from an oversupply of goods on the world market. The Thai economy is nonetheless expected to continue to grow by up to 5 per cent provided that the pace of reform continues in both the private and public sectors.

*In line with the changing business and economic environment, all banks in Thailand have been making adjustments to their business strategies. Bangkok Bank is no exception. Our business policy is to grow with our customers, and work with them as business partners with longstanding and successful relationships. Many companies which started off as small enterprises have achieved outstanding successes. Many have grown to become major conglomerates and they are still customers of the Bank.*

In order to improve our service to all of our customers, we began a major organizational restructuring project more than four years ago. As part of this project we set up new business units focused on our four major customer groups – **corporate, commercial, small business and consumer**.

We are encouraged by the positive results and feedback from our customers who appreciate the heightened care and support they are receiving from our staff.

Competition in the banking industry is intensifying and commercial banks as well as state-owned financial institutions have been seeking to build up their customer bases.

Bangkok Bank has developed new financial products, such as cash management, to add value to the business of corporate customers. For individual customers, we have strengthened our branch network, provided more e-banking channels and improved our phone banking service. We also offered a variety of financial products, such as the **Bualuang Puengjai** housing loan, which is popular among customers for its prompt approval process. In addition, the Bank also cooperates with developers in offering loans to homebuyers.

SMEs are vital for sustainable growth and they played a leading role in Thailand's economic recovery last year. In addition to supporting the export sector, they absorbed displaced employees as large corporations restructured their operations and reduced staff numbers.

The importance of SMEs has long been recognized by Bangkok Bank as reflected in our strong support for this sector. In 2002, there was a significant increase in the level of loans provided by us to small and medium-sized enterprises through the **'Bualuang Loan for SMEs'** and **'Ruamjai Pattana SMEs Loan'** programs.

In addition to being a source of finance, Bangkok Bank provides technical support to SMEs through training and workshop seminars. Bangkok Bank's training courses for SMEs, **Bualuang SME Business Planning and Bualuang Financial and Cost Management**, began four years ago. Thirty-four such training sessions have since been held, with an attendance of 1,803 people in total. The Bank also organized 23 seminars, which were attended by nearly 10,000 SME operators during this four-year period. We believe that as the business of our SME customers expands, their demand for additional credit and services will also grow, and this will in turn benefit the Bank.

A key element in our SME strategy has been our rapidly expanding network of Business Centers, which provide specialized services to the SMEs. During 2002, our network of Business Centers expanded from the metropolitan region into the provincial heartland of Thailand. Each Business Center is staffed with relationship managers and relationship officers who work as financial advisors providing expert advice to customers. Customer surveys have indicated that they very much appreciate the support they are receiving from our relationship managers and in turn the Bank has experienced strong aggregate growth in demand for lending and other financial services from our SME customers.

Thailand is a major agricultural producer. Out of the top 30 export items of Thailand, 11.8 per cent in value comes from agricultural products. The contribution of agriculture to the economy can be increased even further with the use of higher technology to create value added products. In order to encourage this trend, Bangkok Bank initiated the **Modern Agriculture** project in 2000, which offers courses and seminars to farmers about the use of advanced agricultural techniques. Almost 7,000 farmers have attended these courses over the past three years. In 2002, the Bank published a book called **Pathways to Modern Agriculture** in order to present the *Modern Agriculture* project to the wider public.

In conclusion, the Bank has been making improvements in a range of areas to enhance our competitiveness, as well as supporting customers to improve their businesses. This will contribute to an increase in the competitiveness of the country as a whole. In 2002, the Bank, in cooperation with other five private institutions, supported a project by The Institute of Management Education for Thailand Foundation (IMET), to commission Professor **Michael E. Porter** to develop a pilot project on enhancing Thailand's competitiveness.

The customer focus, which is being applied to all our customer groups, builds on Bangkok Bank's traditional strengths, which have enabled it to be Thailand's leading bank for more than half a century. These strengths include our qualified people, our extensive network, our strong customer relations and our large customer base. We believe that as the economic environment in Thailand continues to improve, these assets will place us in an excellent position to avail ourselves of the ongoing recovery.

We are determined to continue our efforts to support Thai businesses to improve their competitiveness, as we believe this is the key to the sustainable growth of our country as a whole.



( Kosit Panpiemras )

“ Our company has been using Bangkok Bank’s services since we opened an account with them 12 years ago and since then our profits have grown each year.

Our achievements are in part because of the professional and timely advice we receive from the bank, along with their efficient financial services including loans, the opening of letters of credit, cash management, telefax and credit cards.

Bangkok Bank’s staff take good care of us and their advice helps to give us the confidence to go forward.”

**Mr. Sunhavut Thamchuanviriya**

General Manager

**Ms. Jerdnang Thamchuanviriya**

Financial Director

**Millennium Auto Co., Ltd.**

*A dealer of BMW cars, which has had the highest sales in the country for three consecutive years*



**Mr. Supachai Pitunjaratruang**

President

**AWACS Corporation Ltd.**

*An exporter, importer and distributor of stainless steel coil, sheet, plate, round bar and special grade of stainless steel for industrial use*



“Our success is attributable to two factors. The first is our teamwork culture, and our competent and professional employees who are devoted to providing top quality service to our customers.

The other factor is Bangkok Bank. This solid financial institution supports our financial needs through a variety of services. Their relationship officer team gives professional and sensible advice and is available any time we call for them. The bank’s efficient services have indeed contributed to our rapid business expansion.

We place our trust in the care and full range of financial services offered by Bangkok Bank.”



“We turned to use a service of Bangkok Bank upon a recommendation by a friend. The experiences we had were most impressive. We were guided to the product which was right for us at the time – which meant we did not unnecessarily miss out on good business opportunities. The bank’s officers took attentive care of us - just like colleagues who were helping us to run our business. We have consequently turned to the bank for their full range of services.

Bangkok Bank gives me the comforting feeling that I always have a reliable and experienced friend at my side who will support me to advance on my path of sustainable growth.”

**Mr. Supakit Rattanasirimontre**

Marketing Manager

**Chatchawan Import Export and Packaging Ltd., Part.**

*A producer and exporter of plants, vegetables, fruits and marine products*



**Dr. Nimit Visuthirungsiuri**

Managing Director

**Nicho Co., Ltd.**

*An importer of chemical products used in the plastic, rubber, paper and ceramic industries*



“Our company uses a wide range of Bangkok Bank’s services. What we find of particular use are their efficient import and export services, funds transfer and competitive currency exchange rates. Their website is also excellent with its ease of navigation and the frequently updated information which enables us to keep in touch with our markets.

I was also once invited to attend one of the bank’s SMEs seminars on business planning, where I not only acquired useful business knowledge but also enhanced my management know-how.

To me, Bangkok Bank is both a thinking partner and a business adviser with whom there is a special, long-standing and well-established bond”



## Management Report

During the past few years Bangkok Bank has introduced a number of measures to enhance competitiveness, improve the quality of our service in response to the needs of every customer group, and improve our cost effectiveness. This includes our major organizational and branch-restructuring project, ***Bualuang Transformation***, which has now been completed in all main centers in Thailand. These strategies aim to place us in a position to benefit from the improved economic developments.

For the 12 months ended December 31, 2002 the Bank recorded a net profit of Baht 6.27 billion, which represents earnings per share of Baht 4.28. Shareholders' equity increased by Baht 12.3 billion or 28.5 per cent from the end of 2001 to Baht 55.5 billion. Non-interest income rose by 16.9 per cent from Baht 12.4 billion at the end of 2001 to Baht 14.5 billion. This was mainly due to an increase in both fee income and gains on foreign exchange.

Another encouraging development is reflected in the loan portfolio which grew on a net basis by 2.3 per cent for the year. Loan growth was positive across all customer groups including consumer, small business, commercial and corporate customers as well as those of our overseas operations.

These positive developments reflected the stronger economic situation of Thailand, which saw growth accelerating in the second half of the year. The economic recovery was particularly driven by the growth of the export sector, robust consumer spending, as well as growing private sector investments. In terms of business borrowings, the strongest growth was in the small and medium business sectors, the sectors, which the Bank has been supporting with its new network of Business Centers.

The efforts of the Bank in recent years have been focused on building a strong foundation, which has enabled us to benefit from the improving operating environment. However, the Bank is tasked with further improvements to reinforce the risk management systems, improve customer service at every level of the organization, enhance information technology systems, invigorate human resources management, and strengthen our public brand.

Intrinsic to all of these objectives is the concept of partnership, or supporting all our stakeholders. A new corporate image campaign, launched in April 2002, reinforced this theme of partnership and highlighted the Bank's strong customer relationships.

Our efforts have achieved external recognition with the receipt of a number of international awards. During the past 12 months Bangkok Bank was chosen as the **Best Bank in Thailand** by *The Banker*, *Euromoney*, *FinanceAsia* and *Global Finance*.

We were also awarded **Best Retail Bank in Thailand** by *The Asian Banker*, **Best Domestic Bond House** by *AsiaMoney*, **Best Foreign Exchange Bank** by *Global Finance* and **Best Debt House in Thailand** by *Euromoney*.

### Partnership in Technology

Together with the world's leading IT suppliers, the Bank is building an information technology platform which is responsive to changing business and customer needs, as well as developing efficient internal systems to increase productivity.

*The work we have initiated in this area is expected continue over the next three years. The program of development includes the upgrading and extension of the Bank's e-banking network and improvements to its internal communications systems and network infrastructure.*

In 2002, we commenced the introduction of a new core banking system and an enhanced customer relationship management system. The new system will enable the Bank to provide deposit and loan services to customers with improved efficiency.

*We are working with the world's leading technology companies to constantly deliver the best services for our customers. Technology is helping us to support their unique needs in a dynamic and ever-changing environment.*





*www.bangkokbank.com has more than 1,500 pages of content. It is bilingual and it provides detailed information about the bank's products and services in a user-friendly manner. There is also a comprehensive section for shareholders and the media, and it is the gateway to the Bank's internet banking service (Bualuang iBanking).*

Other important initiatives in the year in review included the development of a new internet banking service, **Bualuang iBanking**, and website, **www.bangkokbank.com**, which provides comprehensive information about the Bank and financial services to all customer groups. Both attracted strong interest, with website usage more than doubling within the first six months after launch.

Along with these new initiatives, the Bank has made good progress on other major technology projects, including the enhancement of our data processing center, network and office automation systems.

### Partnership in Business

Loan demand from the business sector returned to positive growth in the second half of the year. This represented demand for both working capital and term loans, for existing and new projects.

The Bank's network of business centers doubled, rising from 32 to 64 outlets as the concept was rolled out to the main centers of the provinces nationwide. All of these business centers offer a comprehensive range of financial and banking services, catering to the specific needs of the business customers. They are conveniently co-located with branches which provide the basic banking services to the wider community.

As part of this program the Bank appointed more than 1,000 new Relationship Managers and Relationship Officers. These officers are based in the business centers near the customers they look after. The direct contact with the customers and their businesses enables the officers to develop an in-depth understanding of their customers' operations and their needs. This in turn enhances the capability of the Bank to offer the banking products that potentially best meet individual customers' specific requirements and unique situations.

To further improve our service quality for business customers, the Bank enhanced the capacity and the capabilities of the centralized processing centers such as **the Trade Finance Center and the Business Loans Center**. As a result, these centers have been able to process significantly increased transaction volumes while reducing transaction processing times.

### Partnership with consumers

Bangkok Bank has the largest deposit base, the most extensive network and one of the strongest financial brands in Thailand. Our policy of focusing on building individual customer relationships, enhancing the customer experience and providing value-added services to our customers have all contributed to our strong retail banking customer base.

Our wide distribution network is a major competitive advantage because of the convenience and service reliability enjoyed by our customers. Therefore expanding and improving the network has been, and continues to be, a key element of our business strategy.

The enhancement of the branch network has continued with the branch-restructuring program having been rolled-out to all the main centers across the nation. The removal of the back office work from these branches to centralized processing centers have enabled the branch front line staff to be more proactive in providing services and in introducing customers to other products and services.

The branch marketing officers function in a similar way to relationship officers, providing a range of advisory services to customers as well as accepting new accounts, and loan applications. Meanwhile the branch customer service representatives provide transaction services for all customers, including business customers.

Under this new setup, a number of marketing initiatives were launched during the year with the objective of further strengthening our customer base, enhancing our share of wallet and increasing fee income, which we believe will eventually lead to improved productivity and profitability.

**Another key element in our strategy has been opening new Microbranches which offer extended opening hours, in high-density areas such as superstores, shopping centers, universities, malls and office complexes.** The Bank's Microbranch network grew from 43 to 68 during 2002, and is now the largest in Thailand with 45 outlets in Bangkok metropolitan areas and 23 in the provinces.

**Bangkok Bank's ATM** network has now grown to around 1,700 units nationwide and the Bank has been upgrading the network to enhance security level as well as adding new features and capabilities. In addition to withdrawing cash, customers can use the ATMs to transfer money to third party accounts at any member bank in Thailand, pay bills, buy mutual fund units and pay income tax. Other new features and improvements are being developed in cooperation with the members of the ATM pool with the objective of providing even more convenience to the customers.

*We have the largest microbranch network in Thailand with 68 locations throughout Bangkok and in the provinces. Microbranches are located in department stores, shopping malls, universities and business areas and their extended business hours provide more convenience to customers.*





*Bualuang Phone is available 24 hours a day, seven days a week to ensure customers have round-the-clock access to the Bank's services.*

Phone banking services are also continuing to experience tremendous growth in demand. Within the past two and a half years, Bangkok Bank's "**Bualuang Phone**" service has seen its customer calls grow nearly ten-fold. While call volumes have increased dramatically, **the Bank has maintained a high level of service quality and this is reflected in its ISO 9002 certificate.** Complementing these and other channels, "**Bualuang iBanking**" which is a fully bilingual internet banking service, **provides yet another method for customers to access a full range of services, available 24 hours a day, 7 days a week.**

In recognition of the rapidly changing lifestyle of customers and the requirement to be quick to market, a new Products and Distribution unit has been tasked with the introduction and marketing of new products and services.

### Partnership with staff

We recognize that the quality of our people is the key to our success and competitive advantage. We are, therefore, building on our traditional strength, which is the culture of providing "**service excellence with quality and teamwork**". We are doing this through various organizational development projects, such as the ongoing restructuring of our human resource management systems, the strengthening of our performance management systems, and the modernization of our training and recruitment programs. At the same time we are making appropriate organizational changes to support the new working culture.

Work processes for our front line officers have been redesigned to facilitate their functions. Staff in all positions are being provided with knowledge and skills to support them in their work, including skills in customer relationship management as well as work collaboration within and across business units. It is the policy of the Bank to create a work environment conducive to employee job satisfaction and the development of constructive relationships.

During the year in review, we conducted 94 training courses and 545 classes, which were attended by 24,153 members of staff.

### Looking forward

The last 12 months has been a period of solid progress as the Bank adjusted to new organizational and branch structures. In the coming year, we will continue to refine our organizational model to ensure that all parts of the organization are working together efficiently and in harmony.

We will continue to place a priority on information technology development with the ongoing implementation of projects to improve core banking systems, data network enhancement and internal computing systems. We will use management tools such as **Balanced Scorecards** to refine and improve the Bank's operations with regard to planning, managing, and appraising performance results. Through the use of techniques such as goal setting, two-way communication, constructive coaching and mentoring, and the establishment of an effective feedback process between supervisors and their direct reports, we aim to provide greater support to our staff to assist them in reaching their full potential and to flourish in the new environment.

*The management anticipates that these and other initiatives will contribute to another successful year in 2003 for the Bank.*

*We would like to take this opportunity to thank all our staff for the role they have played in our ongoing restructuring efforts. It takes commitment, determination and a great deal of energy to implement a change program of this magnitude.*

These and our other achievements, such as helping our customers achieve their financial goals, speak for themselves and should be looked on with pride. They are a direct result of the hard work and dedication of our people.

*Bangkok Bank is guided by the principle of partnership, as reflected in the Bank's close customer relationships in which the Bank is both a friend and a trusted financial adviser.*





## Management Discussion and Analysis

### Performance Results

#### Overall picture

Bangkok Bank and its subsidiary companies recorded a net profit of Baht 6.3 billion in 2002, a decrease of Baht 213 million or 3.3 per cent compared with 2001. While non-interest income increased by Baht 2.8 billion or 22.8 per cent, net interest and dividend income declined by Baht 1.4 billion or 5.7 per cent, and non-interest expenses increased by Baht 2.5 billion or 10.1 per cent.

The net profit per share of Bangkok Bank and its subsidiary companies stood at Baht 4.28 compared with Baht 4.42 in 2001.

#### Income

The consolidated income of the Bank and its subsidiary companies amounted to Baht 67.6 billion in 2002, a decrease of Baht 5.2 billion or 7.2 per cent compared with the previous year.

#### - *Interest and dividend income*

Interest and dividend income for the year was Baht 52.5 billion, down by Baht 8.0 billion or 13.2 per cent compared with the previous year. This was largely due to a decline in interest income from loans



of Baht 5.5 billion or 13.8 per cent as a result of a fall in lending rate level in Thailand. Interest income from interbank and money market items declined by Baht 3.7 billion or 38.9 per cent, while income from investments rose by Baht 1.2 billion or 10.9 per cent.

**- Net interest and dividend income**

Net interest and dividend income totalled Baht 22.5 billion, a decrease of Baht 1.4 billion or 5.7 per cent as interest and dividend income declined more than interest expenses.

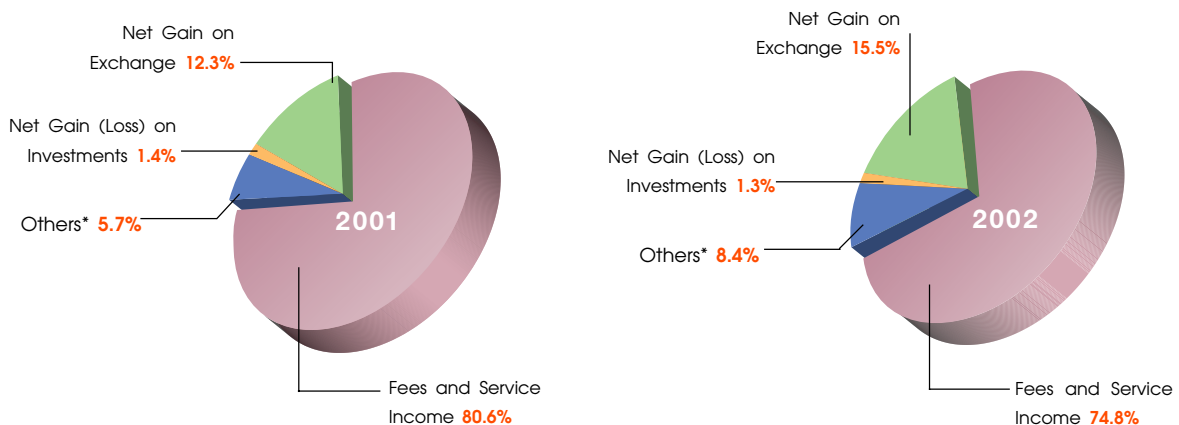
**- Net interest and dividend income after provisions for bad debt and loss on debt restructuring**

Net interest and dividend income after provisions for bad debt and loss on debt restructuring totalled Baht 18.2 billion, a decrease of Baht 536 million or 2.9 per cent.

**- Non-interest income**

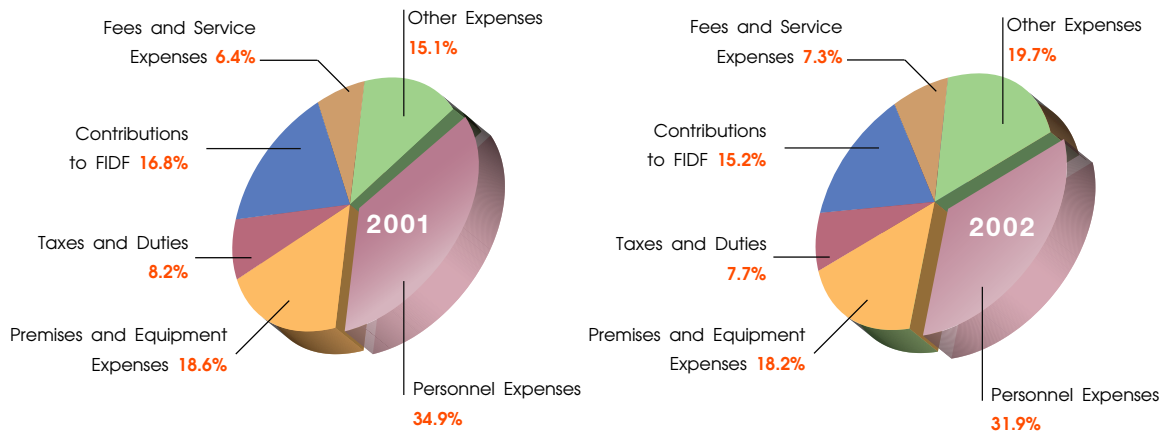
Non-interest income of the Bank and its subsidiary companies increased by Baht 2.8 billion or 22.8 per cent to Baht 15.1 billion. Fees and commissions increased by Baht 1.4 billion or 14.0 per cent to Baht 11.3 billion, in part reflecting the improvement in the economy and also reflecting the results of the various initiatives to increase revenues from fee-based services. Net gain on exchange increased by Baht 823 million or 54.4 per cent to Baht 2.3 billion while other income rose by Baht 1.1 billion or 194.3 per cent to Baht 1.7 billion. The equity in the undistributed net income of subsidiaries and associated companies registered a loss of Baht 436 million in 2002. This compares with a gain of Baht 123 million in 2001.

## Non-Interest Income



\* Equity in the Undistributed Net Income (Loss) of Subsidiaries and Associated Companies and Other Income

## Non-Interest Expenses



### Expenses

The expenses of the Bank and its subsidiary companies for the year 2002 totaled Baht 57.0 billion, declining by Baht 4.2 billion or 6.8 per cent compared with 2001.

#### - **Interest expenses**

Interest expenses amounted to Baht 30.0 billion, a fall of 18.1 per cent or Baht 6.6 billion. Interest on deposits, fell by Baht 5.7 billion or 22.4 per cent due to a decline in interest rate levels. The interest rates on savings deposits declined from a range of 2.50-1.75 per cent in 2001 to 1.75-1.50 per cent in 2002, while the interest rates for fixed deposits declined from a range of 3.50-2.25 per cent to 3.00-1.75 per cent over the same period. Interest expenses incurred from interbank and money market items fell by Baht 790 million or 57.4 per cent.

#### - **Non-interest expenses**

Non-interest expenses of the Bank and its subsidiary companies increased by Baht 2.5 billion or 10.1 per cent to Baht 27.0 billion. Provisions for impairment of foreclosed properties increased by Baht 482 million, contributing to an increase in other expenses, which increased by Baht 1.6 billion or 43.9 per cent to Baht 5.3 billion. The Bank also set aside provisions of Baht 371 million as a reserve for loss sharing with the Thai Asset Management Corporation (TAMC). Fee and service expenses rose by Baht 407 million or 26.0 per cent to Baht 2.0 billion reflecting an increase in business volumes. Premises and equipment expenses increased by Baht 347 million or 7.6 per cent to Baht 4.9 billion due to the ongoing renovation of branches with the objective of improving customer service.

## Operating profit

In 2002 the Bank and its subsidiary companies recorded a pre-tax operating profit before provisions for bad debt and loss on debt restructuring of Baht 10.6 billion. This is a decline of Baht 1.0 billion or 8.9 per cent compared with 2001, when the Bank recorded an operating profit of Baht 11.6 billion. The fall in operating profit is attributable to the reduction in net interest and dividend income and the increase in non-interest expenses as indicated previously.

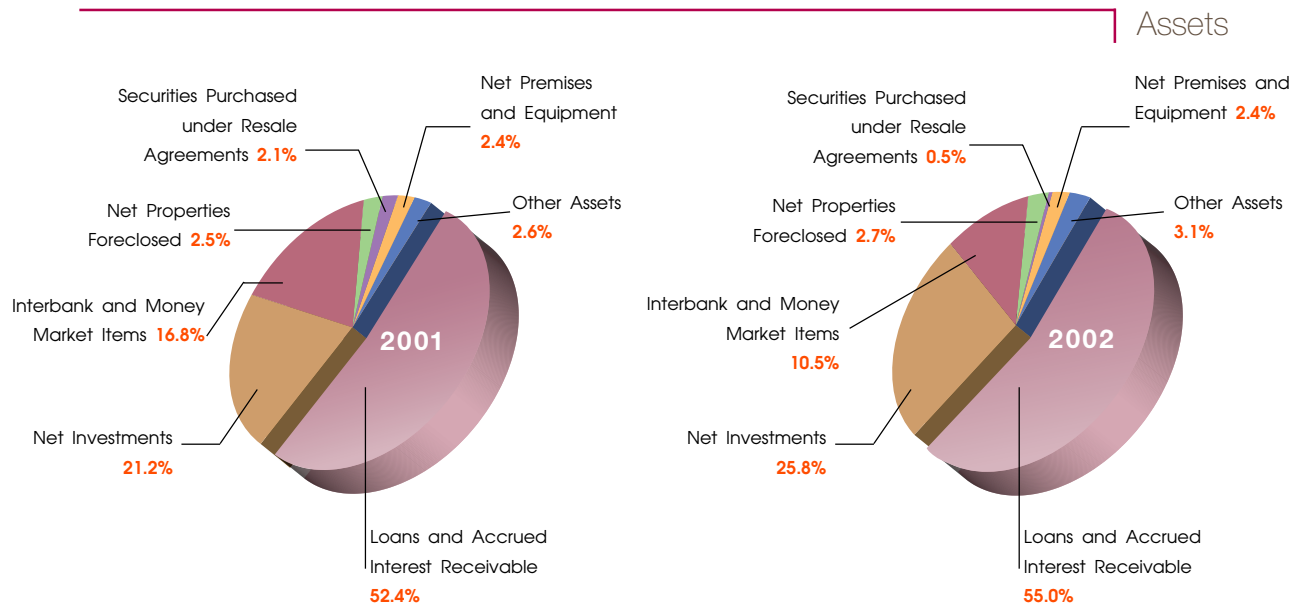
The Bank and its subsidiaries earned a combined net profit of Baht 6.3 billion for the year, a decrease of Baht 213 million or 3.3 per cent compared to the net profit of Baht 6.5 billion in 2001. In 2002 net provisions for bad debt and loss on debt restructuring declined by Baht 831 million to Baht 4.3 billion, with provisions for loss on debt restructuring increasing by Baht 3.7 billion to Baht 12.4 billion, which was partially offset through the reversal of the provisions for bad debt of Baht 8.1 billion.

## Financial Position

### Assets

The total assets of the Bank and its subsidiary companies as at the end of 2002 amounted to Baht 1,251.0 billion, a decrease of Baht 1.5 billion or 0.1 per cent year-on-year. Details of important assets of the Bank are as follows.

In 2002, net loans increased by Baht 21.1 billion. However, the total loans of the Bank and its subsidiaries show a reported increase of 15.8 per cent or Baht 114.1 billion to Baht 837.9 billion. This is the result of the write-back of Baht 88.1 billion on June 30, 2002 in accordance with an amended regulation of the Bank of Thailand, representing the amount of loans that were fully provisioned and had previously been written off in accordance with a previous regulation of the Bank of Thailand. Last year the Bank also transferred Baht 2.4 billion of net non-performing assets to the Thai Asset Management Corporation (TAMC). These factors combined, among others, have resulted in an increase in the loan-to-total assets ratio of the Bank and its subsidiary companies from 57.8 per cent to 67.0 per cent.



Net investments by the Bank and its subsidiary companies stood at Baht 323.3 billion, an increase of 22.0 per cent or Baht 58.3 billion compared with the end of 2001. Due to the high level of liquidity in the financial system, the Bank increased its investments, primarily in government and state enterprise securities. The ratio of net investments to total assets increased from 21.2 per cent to 25.8 per cent. This represents a shift away from interbank and money assets, which declined by Baht 79.4 billion or 37.8 per cent to Baht 130.6 billion, and accounted for 10.4 per cent of total assets compared to 16.8 per cent in the preceding year.

### Liabilities

The major categories of liabilities for the Bank and its subsidiary companies comprised deposits, interbank and money market liabilities, and borrowings.

Deposits in the Bank and its subsidiaries totaled Baht 1,070.7 billion at the end of 2002, a decrease of Baht 8.9 billion or 0.8 per cent compared with the preceding year. This was primarily due to a shift of some deposits towards the purchase of the long-term bonds issued by the Financial Institutions Development Fund (FIDF). The Bank participated in the distribution of bonds in support of the Government's policy.

Borrowings by the Bank and its subsidiary companies totaled Baht 44.3 billion at the end of 2002, an increase of Baht 240 million or 0.5 per cent from the previous year. Of the total borrowings, long-term borrowings accounted for Baht 39.9 billion or 90.2 per cent.

Interbank and money market liabilities totaled Baht 21.3 billion, a decrease of Baht 2.6 billion or 10.9 per cent. The decline was mainly due to reduced borrowings from domestic financial institutions.

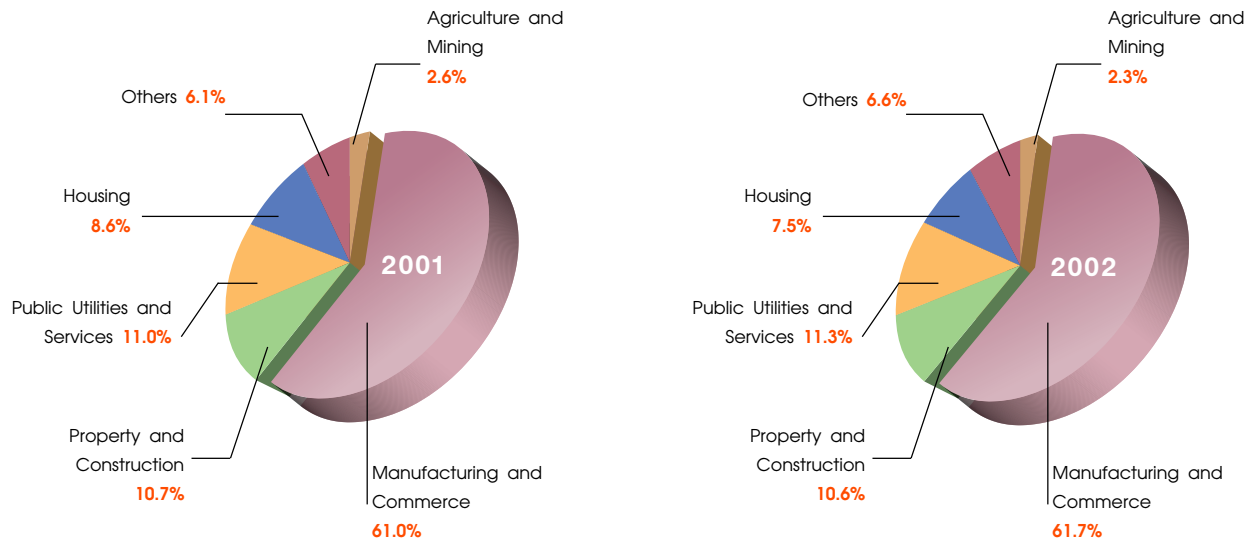
### Shareholders' equity

Net shareholders' equity in the Bank and its subsidiary companies at the end of 2002 rose by Baht 12.4 billion or 28.5 per cent compared with the preceding year, to Baht 55.7 billion. The increase in net shareholders' equity was in part due to the profits for the year, which contributed to a decline in accumulated losses by Baht 6.9 billion, or 5.8 per cent. Unrealized gains on investments increased by Baht 5.4 billion, while unrealized losses on investments decreased by Baht 916 million. There was also a decrease of Baht 603 million in the unrealized increment from the revaluation of premises.

### Contingent liabilities

The contingent liabilities of the Bank and its subsidiary companies included avals to bills and guarantees of loans, which collectively declined by 22.9 per cent or Baht 6.2 billion to Baht 21.0 billion. Liabilities under unmatured import bills decreased by 0.8 per cent or Baht 71 million to Baht 8.9 billion. Liabilities under letters of credit increased by 31.8 per cent or Baht 6.3 billion to Baht 26.1 billion. The Bank also had other contingencies of Baht 522.2 billion, a decline of Baht 13.2 billion or 2.5 per cent.

## Loans Portfolio by Industry



## Quality of Assets

### Loans

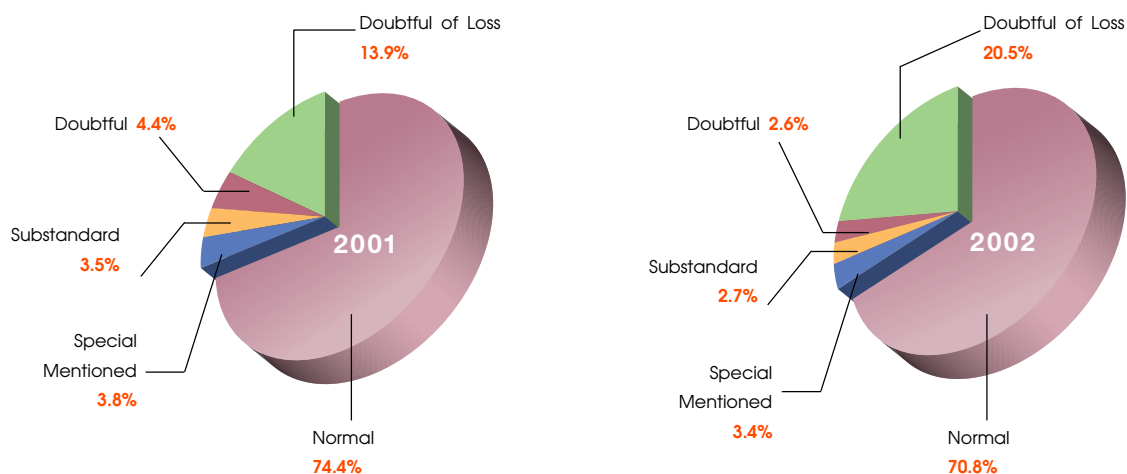
Approximately 61.6 per cent of the Bank's loans are extended to the manufacturing and commercial sectors, 11.3 per cent to public utilities and services sector, 10.6 per cent to the property and construction sectors, 7.5 per cent to housing loans, and 2.3 per cent to the agricultural and mining sectors.

At the end of 2002, the Bank and its subsidiary companies reported total loans (inclusive of accrued interest receivable) of Baht 839.3 billion, an increase of Baht 113.8 billion or 15.7 per cent compared with the end of 2001. The increase included the write-back of the doubtful-of-loss loans amounting to Baht 88.1 billion, which had been fully provisioned and previously written off in accordance with Bank of Thailand's regulations.

Loans classified as doubtful-of-loss amounted to Baht 171.7 billion, an increase of Baht 70.5 billion or 69.6 per cent. The ratio of doubtful-of-loss loans to total loans increased from 13.9 per cent to 20.5 per cent, mainly due to the write-back of the doubtful-of-loss loans as indicated above. Normal loans increased by 10.2 per cent or Baht 54.9 billion to Baht 594.8 billion. The ratio of normal loans to total loans fell from 74.4 per cent in 2001 to 70.8 per cent in 2002.

As a result of the revised definition of non-performing loans (NPLs) by the Bank of Thailand in 2002, NPLs are now defined as loans extended to borrowers, which are classified as substandard, doubtful, doubtful-of-loss, and loss. The prior definition, which was applied to the 2001 annual financial results, defined NPLs as loans that were in arrears in the payment of interest or principal by more than three months.

## Classified Loans



According to the new definition, the Bank's NPLs at the end of 2002 totaled Baht 216.0 billion, a decrease of Baht 35.2 billion or 14 per cent from Baht 251.2 billion at the end of 2001. The ratio of NPLs to total loans before provisioning for loan losses at the end of 2002 decreased to 25.9 per cent from 30.8 per cent at the end of 2001. During 2002, the Bank had restructured loans in the value of Baht 67.0 billion.

As of the end of 2002, reserves for bad debts of the Bank and its subsidiary companies totaled Baht 151.4 billion, an increase of Baht 82.1 billion or 118.5 per cent. Once again, the increase is primarily the result of the write-back of the provisions related to the write-back of the loans indicated earlier. The minimum provisioning required under the Bank of Thailand's regulations amounted to Baht 104.1 billion.

Non-Performing Loans (NPL) : Total Loans (Million Baht)      Reserves for Bad Debts including Revaluation Allowance for Debt Restructuring : Non-Performing Loans (NPL) (Million Baht)



Therefore, the actual reserves held by the Bank exceeded the required minimum level by Baht 47.3 billion or 145.4 per cent. The ratio of loan loss reserves to NPLs at the end of 2002 was 69.8 per cent compared to 64.7 per cent at the end of 2001.

The Bank generally recognizes interest income from loans on an accrual basis. However, interest accrued on loans that are more than 3 months in arrears are reversed and recognized on a cash basis when received. At the end of 2002 the Bank and its subsidiaries reported Baht 1.5 billion in accrued interest receivables, a decline of Baht 294 million or 16.6 per cent. The ratio of the accrued interest receivables to total loans stood at 0.18 per cent compared to 0.24 per cent in 2001.

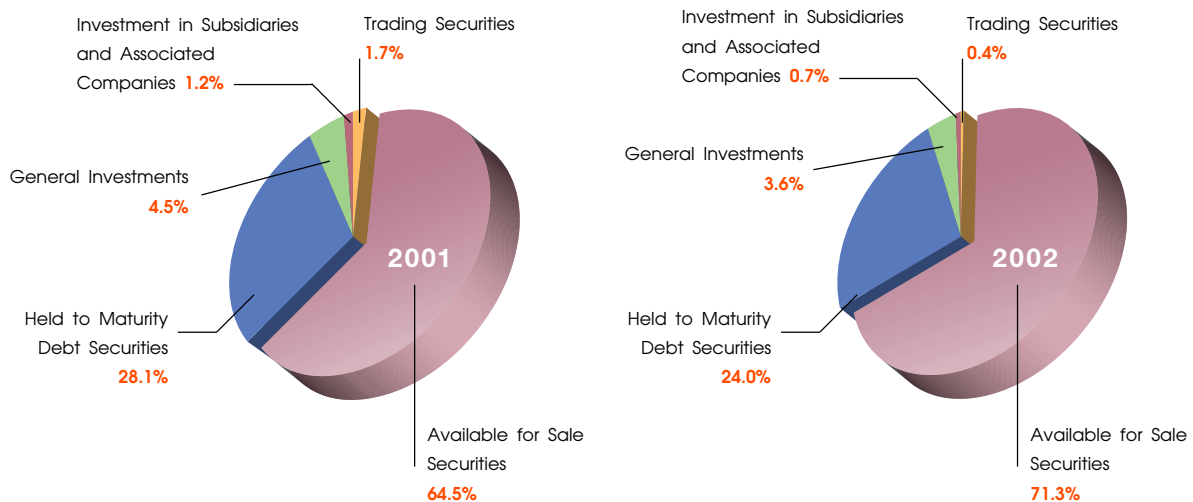
### Investments in securities

At the end of 2002, net investments in securities by the Bank and its subsidiary companies stood at Baht 323.3 billion, an increase of 22.0 per cent or Baht 58.3 billion from the end of 2001. The Bank's investments in securities are mostly in government and state enterprise securities and in debt instruments, in accordance with the Bank's policy of investing in securities that offer an appropriate rate of investment return at an acceptable risk level.

When classified by security type, the Bank's investments as at the end of 2002, before valuation allowances and allowances for impairment, are as follows.

Investments in government and state enterprise securities rose by Baht 10.3 billion, or 5.1 per cent, to Baht 214.1 billion. Holdings in foreign debt securities rose by Baht 42.6 billion, or 198.3 per cent, to Baht 64.0 billion. Holdings in private-sector debt securities increased by Baht 1.2 billion, or 9.5 per cent, to Baht 13.8 billion. Investments in equity securities fell by Baht 1.1 billion, or 8.6 per cent, to Baht 11.6 billion. Investments in other securities rose by Baht 1.0 billion, or 13.3 per cent, to Baht 8.8 billion.

## Investment



Current investments rose by 67.3 per cent or Baht 26.5 billion to Baht 65.9 billion and accounted for 20.4 per cent of the Bank's securities portfolio. Long-term investments rose by 14.7 per cent or Baht 32.8 billion to Baht 255.1 billion, and accounted for 78.9 per cent of the portfolio. Investments in subsidiaries and associated companies declined by 29.7 per cent or Baht 982 million to Baht 2.3 billion, and accounted for 0.7 per cent of the portfolio.

When classified by investment type, the largest category is the available-for-sale portfolio, which grew by 35.0 per cent, or Baht 59.7 billion, to Baht 230.5 billion, accounting for 71.3 per cent of the portfolio. This already includes net of allowances for revaluation and impairment, which increased by Baht 6.3 billion and Baht 43 million respectively. Investments in held-to-maturity securities amounted to Baht 77.7 billion, an increase of Baht 3.3 billion or 4.4 per cent, accounting for 24.0 per cent of the portfolio. General investments totaled Baht 11.6 billion, a decrease of Baht 245 million or 2.1 per cent, accounting for 3.6 per cent of the portfolio. This includes allowances for impairment and revaluation, which increased by Baht 920 million. Net investments in associated companies and net investment in the trading portfolio both fell from the previous year, and accounted for 0.7 per cent and 0.4 per cent of the portfolio, respectively.

When classified by maturity, Baht 64.7 billion of the available-for-sale and held-to-maturity securities have less than one year to maturity. This is an increase of Baht 30.1 billion or 87.3 per cent. Securities with between one and five years to maturity amounted to Baht 131.4 billion. This is a decrease of Baht 18.1 billion or 12.1 per cent. Securities with a maturity of more than five-years totaled Baht 105.6 billion, an increase of Baht 49.9 billion or 89.7 per cent.

#### Investment in subsidiaries and associated companies

Investments in subsidiaries and associated companies in 2002, calculated using the equity method and net of allowances for impairment, stood at Baht 7.9 billion compared with Baht 9.0 billion in 2001, a decrease of 11.4 per cent or Baht 1.0 billion.

#### Sources and Utilization of Funds

The Bank's primary sources of funds are deposits, which at the end of 2002, totaled Baht 1,070.7 billion, interbank and money market facilities which totalled Baht 21.3 billion and borrowings, which totaled Baht 44.3 billion.

Most of these funds, or Baht 837.9 billion, were used to extend loans. The ratio of loans to deposits at the end of 2002 was 78.3 per cent, up from 67.0 per cent in 2001.

Given the level of excess liquidity, the Bank and its subsidiaries have invested a total of Baht 323.3 billion in securities, an increase of Baht 58.3 billion from the previous year.

#### Changes in Cash Flows

Cash and cash-equivalent items, as indicated in the cash flow statement of the Bank and its subsidiary companies at the end of 2002, totaled Baht 23.9 billion, an increase of Baht 7.8 billion. Details of the changes are as follows.



Cash generated by operations in 2002 totaled Baht 68.2 billion. One of the major items was income from operations before changes in operating assets and liabilities, of Baht 23.7 billion inclusive of the Baht 6.3 billion net income. The remaining Baht 17.4 billion resulted from adjustments to the income statement for non-cash items, mainly depreciation and amortization expenses, and expenses related to provisions and write-offs. Operating assets for the year declined by Baht 59.0 billion due to a decline in interbank and money market assets, while operating liabilities declined by Baht 14.5 billion due to a decline in deposits and other liabilities.

Net cash used in investment activities totaled Baht 55.2 billion. While revenue from the investment portfolio increased, however, investments in the available-for-sale and held-to-maturity securities portfolio also increased.

Net cash used in financing activities totaled Baht 5.3 billion, most of which was used for the redemption of subordinated debentures. Changes in exchange rates resulted in an increase in cash of Baht 56 million.

## Ratios

### Capital adequacy ratio

The Bank's legal capital at the end of 2002 totaled Baht 92.3 billion, which translates into a capital adequacy ratio of 11.5 per cent, higher than the minimum level of 8.5 per cent as required by the Bank of Thailand, and higher than the ratio at the end of 2001 which was equal to 11.3 per cent.

Tier 1 capital amounted to Baht 57.6 billion, an increase of Baht 6.8 billion or 13.5 per cent from the end of 2001. The increase in Tier 1 capital is due to the decline in accumulated losses. The ratio of Tier 1 capital to risk assets stood at 7.2 per cent, up from 6.5 per cent at the end of 2001.

Tier 2 capital decreased by Baht 3.1 billion or 8.3 per cent to Baht 34.7 billion primarily due to the decline of Baht 3.5 billion in the amount of the subordinated bonds which can be counted as part of Tier 2 capital. The ratio of Tier 2 capital to risk assets was 4.3 per cent compared to 4.8 per cent at the end of 2001.

### Liquid assets

At the end of 2002, the Bank maintained liquid assets at an average level of not lower than 6.0 per cent of its deposits and borrowings as required by the Bank of Thailand.

The ratio of loans to deposits of the Bank at the end of 2002 stood at 78.3 per cent compared with 67.0 per cent in 2001.

**Factors which may affect the Bank's performance and financial stability in the future.** Please see the section on Risk Factors in the General Information section of the Annual Report.



## Community Services



### Partnership with the Community

Friendship and caring for others comes naturally to Thai people and these values are an intrinsic part of our everyday working life at Bangkok Bank. ***As a Thai Bank our future is bound up with Thailand and this is reflected in our commitment to partnership with the community.***

We also recognize that Thai culture should be nurtured if it is to continue to be a vital living force. So with a mind to the future, we actively support initiatives, which help to build a stronger community, especially in the areas of education and traditional Thai arts.



For more than 40 years we have been providing scholarships for students in order to help them to realize their academic potential. These are granted to young people who have achieved well at school but who face obstacles in pursuing further education because of financial hardship.

In the past year we provided 1,370 such scholarships to young people from all over Thailand. These were for further education at both secondary and tertiary level. These scholarships will help hard working and talented young people to make the most of their abilities and enable them to have a brighter future.

Bangkok Bank is a major sponsor of the arts, with a particular focus on supporting traditional and unique Thai culture such as the performing arts, fine arts and literature.

The Bank is one of the organizers of the annual Thai Traditional Musical Contest. This is to encourage young people to develop their skills in playing Thai traditional musical instruments as well as traditional singing. ***This was the 17th year that Bangkok Bank organized the event in cooperation with the National Youth Bureau, under the royal patronage of Her Royal Highness Princess Maha Chakri Sirindhorn.***

To celebrate Bangkok's 220th anniversary, the Bank sponsored a piano recital by the well-known pianist and composer ***Nat Yontararak*** who composed and performed the beautiful ***Siam Sonata*** Composition for the first time on the occasion.

The Bank's Musical Art Center is undergoing renovations and is due to reopen its doors in 2003, however the Bank continued to host a number of live, traditional and cultural performances during 2002 by artists which we called the ***"Musical Art Center on the Move"***.



*Bangkok Bank, as a Thai Bank, recognizes that Thai culture should be nurtured. ...We actively support initiatives, which help to build a stronger community, especially in the areas of education and traditional Thai Arts.*





For more than 40 years, Bangkok Bank has been providing more than 1,300 scholarships every year to young people from all over Thailand for further education at both secondary and tertiary levels. These scholarships will help hard working and talented young people to make the most of their abilities.



**The Bank is one of the principal sponsors for the Thailand division of the S.E.A. Write Awards for literature. The S.E.A. Write Awards**, which are now in their 24th year, are a cooperative endeavor between the Oriental Hotel, the Thai Writers' Association and the Pen Club of Thailand. The support is intended to give writers the incentive and inspiration to continue to produce creative work for the benefit of Thai society.



During the months of October and November, serious flooding throughout Thailand caused major loss of life while thousands of people lost their homes, belongings and livelihoods. A fund raising week, organized by **the Bualuang Volunteers Group**, gathered goods, clothes, water and money to help the victims of the floods. These were given for distribution to **Her Royal Highness Princess Bhajara Kittiyabha Foundation**. The Bank also donated sums of money to help the flood victims in areas around provincial branches.



The Bank also organized a fund raising effort for the National Blood Center of the Thai Red Cross Society. Promotional activities included the 2nd **Charity Walk Rally** in September 2002, which was attended by the media and well-known celebrities from the entertainment sector.

The Bank was active in the support of sports. The Bangkok Bank Sports Club sends its teams to participate in national events for traditional Thai sports, such as takraw and Thai kite-flying, to help preserve these sports. The Club's football and basketball teams also participated in a number of national and international tournaments and brought recognition and honor to the Bank.



Given the central role of religion in Thai society the Bank also contributed to the major religions of Thailand. It raised more than Baht one million through its **annual Royal Kathin to the Mongkhon Nimit Temple in the southern province of Phuket**. The funds were used by the temple for restoration and educational purposes. The Bank also gave support to the Muslim and Christian communities.



Bangkok Bank acknowledges and values the patronage of the millions of Thai people who are our customers. In appreciation of this, we are determined to contribute to society by playing a part in the strengthening and nurturing of Thai society into the future.



*Bangkok Bank is determined to contribute to society by playing a part in the strengthening and nurturing of Thai society into the future.*



## Corporate campaign



### Concept

The **"Taxi Boat"** television commercial is a story about the long-term relationship built on kindness and caring between a taxi boat driver and her young passenger. It reflects **Bangkok Bank's belief that Thai life is all about partnership.**

Duration: 60 seconds

### Taxi Boat

### Partnership Across Generations

The first thing people think of, when they hear the name Bangkok Bank is trust and reliability. This is a testimony to the standing of the Bank, which is one of the premium brands in Thailand. An indication of the strength of Bangkok Bank's name is that around one in six households have Bangkok Bank accounts, while more than 40 per cent of all account holders have their primary banking relationship with us. Along with our people, our brand is our most valuable asset and, in the light of it, we recently launched a new corporate image campaign, which reinforced our image in the mind of the public.

This campaign was launched in April, with a series of print and television advertisements. They are built on **the theme of partnership by demonstrating the way Thai people help and care for one another. The stories are about Thais from different walks of life, working together in close partnership and trust.**

We chose this theme because it is our strong relationships that set us apart from our competitors. Our relationships are a way of life for Bangkok Bank and have been a major factor in our success for nearly 60 years.



### Concept

The **"Silk"** television commercial features partnership as a means of passing on values and skills from generation to generation.

Duration: 60 seconds

**Silk**

The images in the campaign reflect values which have long been a part of our Bank's history as reflected by our slogan, **"puen koo kit mit koo baan."** (in English - your financial partner and trusted friend) The slogan reflects the essential character of **the Bank as not only a friend but also an adviser to our customers and a business partner for the long term.**

**Many of our relationships go back several generations to 1944, when the Bank was set up with the objective of providing Thai companies with access to modern banking services. We grew up together with our customers and some of those founding companies of modern Thailand are still our business partners today.**

Our customers are the backbone of society and by providing them with modern financial services we are able to support and preserve Thailand's unique attributes for the future.



### Concept

The **"Farmer"** television commercial is a story about the way traditional and modern ideas blend together in Thai society to form a successful and harmonious partnership

Duration: 60 seconds

**Farmer**

## Ten-Year Statistical Summary

( Excluding Subsidiaries )

	2002	2001	2000	1999*
<b>For the year (million baht)</b>				
Operating income	66,715	72,837	84,579	92,078
Operating expenses	60,444	66,353	103,266	149,651
Profit (loss) before tax	6,271	6,484	(18,687)	(57,573)
Income tax	-	-	-	-
Net profit (loss)	6,271	6,484	(18,687)	(57,573)
<b>At year - end (million baht)</b>				
Total assets	1,245,098	1,248,748	1,236,145	1,183,248
Cash <sup>1</sup>	23,784	16,018	16,125	28,599
Securities	318,162	263,291	173,939	145,260
Bills receivable <sup>1</sup>	153,336	125,599	148,597	186,976
Loans and overdrafts <sup>1</sup>				
(Net of provision for possible loan losses)	526,532	524,003	579,104	567,923
Premises and equipment	29,846	30,130	30,811	29,399
Deposits <sup>1</sup>	1,062,665	1,071,931	1,033,511	957,172
Shareholders' equity – net	55,502	43,197	33,957	45,348
<b>Per share (baht)</b>				
Operating income	45.49	49.67	57.67	62.79
Profit (loss) before tax	4.28	4.42	(12.74)	(39.26)
Net profit (loss)	4.28	4.42	(12.74)	(39.26)
Dividends <sup>2</sup>	-	-	-	-
Book value	37.85	29.46	23.16	30.92
Number of staff	18,416	18,705	19,883	20,434
Number of shareholders	16,989	17,410	17,555	17,556
Number of branches	609	587	566	545



	1998	1997	1996	1995	1994	1993
	132,984	154,583	132,202	118,206	91,697	83,748
	185,299	146,076	101,135	89,544	65,657	62,399
	(52,314)	8,507	31,067	28,662	26,040	21,349
	-	4,450	10,320	8,960	8,680	7,445
	(52,314)	4,057	20,747	19,702	17,360	13,904
	1,264,230	1,408,619	1,155,109	1,035,448	898,373	782,870
	13,003	16,377	59,115	63,618	55,096	43,852
	108,533	68,649	79,384	65,115	55,226	41,199
	219,849	290,986	296,716	266,542	222,543	196,589
	630,619	725,484	650,236	587,017	519,135	462,053
	29,444	31,090	26,880	24,207	22,791	21,414
	969,780	946,548	843,682	770,423	657,282	591,534
	98,369	103,294	107,536	92,954	78,173	66,846
	101.14	154.36	132.03	118.10	91.69	83.75
	(39.79)	8.49	31.03	28.63	26.04	21.35
	(39.79)	4.05	20.72	19.68	17.36	13.90
	-	2.00	6.00	5.50	4.50	3.70
	67.08	103.14	107.40	92.84	78.16	66.85
	21,659	25,000	26,218	26,310	25,355	24,689
	17,970	17,826	17,830	18,646	19,502	25,194
	543	541	521	478	453	427

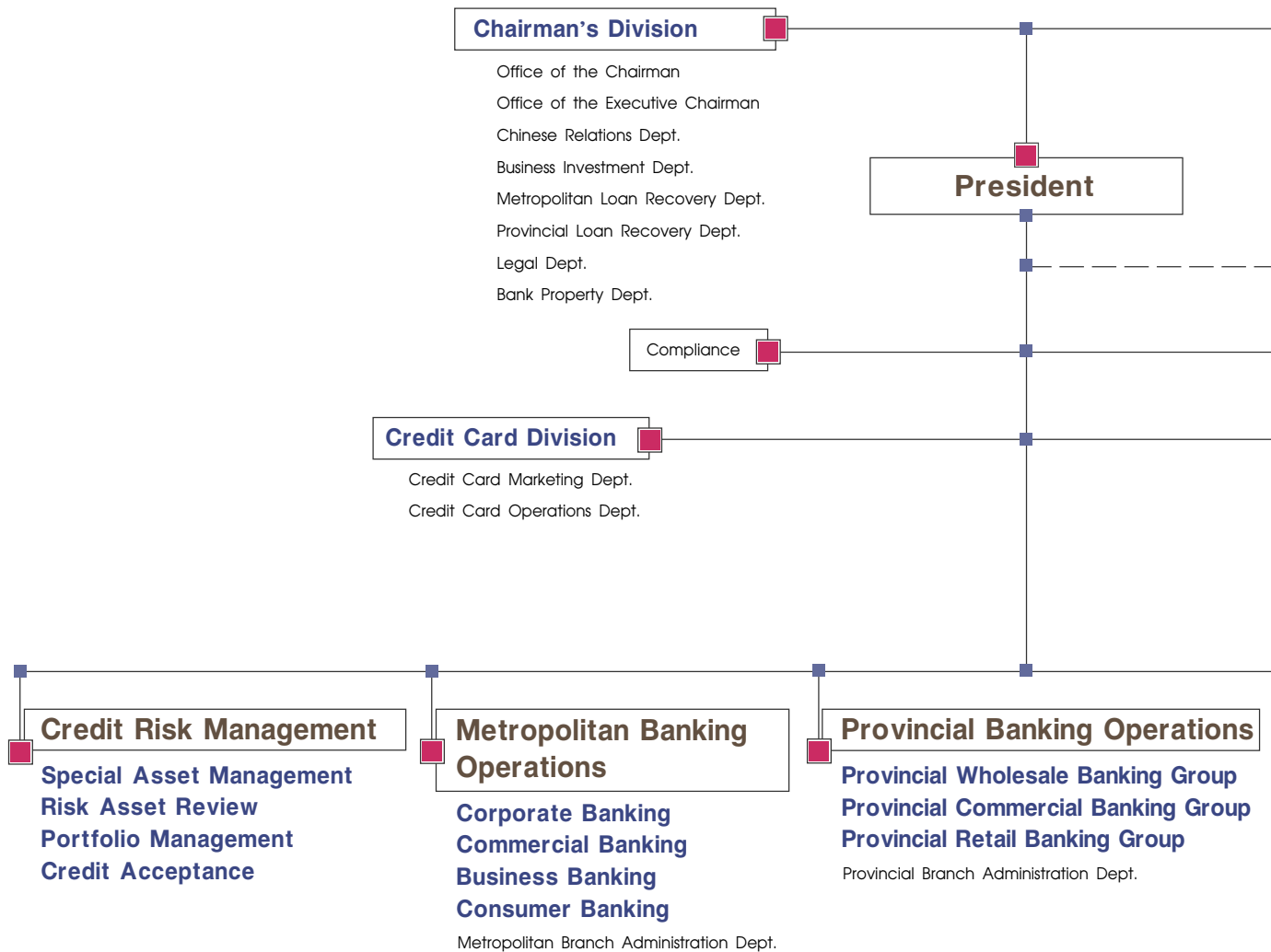
**Remarks** \* From 1999, restated in accordance with Bank of Thailand announcement.

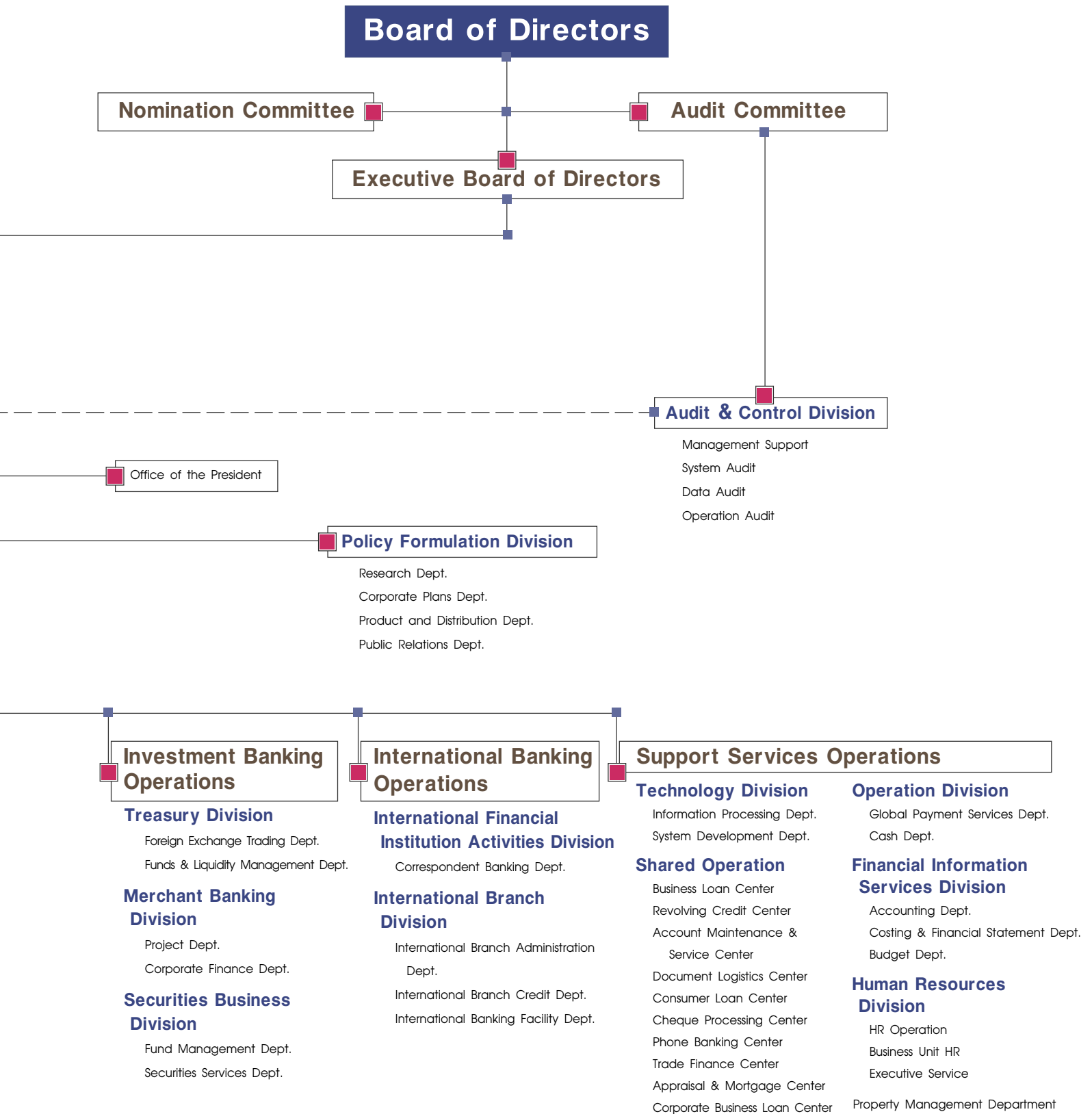
1. From 1997, not including interbank and money market items.
2. Dividends paid for the whole year. Those for 1994 excluded a special interim dividend of Baht 2.00 per share.

# Organization Chart

## Bangkok Bank Public Company Limited

As at March 10, 2003







## Board of Directors And Top Executives



1 2 3  
4 5

- 1 Chatri Sophonpanich  
*Chairman*
- 2 Staporn Kavitanon  
*Vice Chairman*  
*Nomination Committee Member*
- 3 Kosit Panpiemras  
*Director*  
*Executive Chairman*
- 4 Joti Bhokavanij  
*Director*  
*Chairman of the Audit Committee*
- 5 Damrong Krishnamara  
*Director*  
*Chairman of the Nomination Committee*



1 2 3 4  
5 6 7 8  
9 10 11

1 Vira Ramyarupa  
*Director*  
*Secretary to the Board*

2 Piti Sithi - Amnuai  
*Director*  
*Executive Vice Chairman*

3 Charn Sophonpanich  
*Director*  
*Executive Director*

4 Chartsiri Sophonpanich  
*Director*  
*President*

5 Admiral Prachet Siridej  
*Director*  
*Audit Committee Member*  
*Nomination Committee Member*

6 Kanueng Luchai  
*Director*  
*Audit Committee Member*

7 Amorn Chandarasomboon  
*Director*  
*Executive Director*

8 Deja Tulananda  
*Director*  
*Senior Executive Vice President*

9 Thamnoon Laukaikul  
*Director*  
*Senior Executive Vice President*

10 Teera Aphaiwongse  
*Director*  
*Senior Executive Vice President*

11 Prasong Uthaisangchai  
*Director*  
*Senior Executive Vice President*

1 Suvarn Thansathit  
*Senior Executive Vice President*

6 Sangsawang Mallikamas (Mrs.)  
*Executive Vice President*

9 Apichart Ramyarupa  
*Executive Vice President*

2 Chansak Fuangfu  
*Senior Executive Vice President*

7 Sumalee Wangprakobsook (Miss.)  
*Executive Vice President*

10 Boonsong Bunyasanand  
*Executive Vice President*

3 Sathit Uthaisri  
*Group Executive Vice President*

8 Ladavan Tanatanit (Mrs.)  
*Executive Vice President*

4 Chana Kanchanawat  
*Group Executive Vice President*

5 Ruangchai Siriworakul  
*Executive Vice President*



1 2  
3 4 5 6  
7 8 9 10



1 2 3 4  
5 6 7 8  
9 10

1 Banlue Chantadisai  
*Executive Vice President*

3 Thira Tayanganon  
*Executive Vice President*

6 Goh Puay Kiak  
*Executive Vice President*

2 Bunyaraks Ninsananda  
*Executive Vice President*

4 Kulathida Sivayathorn (Mrs.)  
*Executive Vice President*

7 Ayuth Krishnamara  
*Executive Vice President*

5 Piyada Sucharitkul (Miss)  
*Executive Vice President*

8 Chartchai Srirussamee  
*Executive Vice President*

9 Piyapan Tayanithi  
*Executive Vice President*

10 Rushda Theeratharathorn (Miss)  
*Executive Vice President*

1 Panit Dunnvatanachit  
*Executive Vice President*

5 Suteera Sripaibulya (Miss)  
*Executive Vice President*

2 Khanit Khongtanarat  
*Executive Vice President*

6 Krip Rojanastien  
*Executive Vice President*

3 Yaowadee Nakhata (Mrs.)  
*Executive Vice President*

7 Khemaphat Visudharomn  
*Executive Vice President*

4 Ruchanee Nopmuang (Mrs.)  
*Executive Vice President*

8 Virasak Sutanthavibul  
*Executive Vice President*



1 2 3 4  
5 6 7 8





1 2 3 4  
5 6 7

1 Taweechai Amornprasertsri  
*Executive Vice president*

5 Nitayaporn Thansathit (Mrs.)  
*Executive Vice President*

2 Kajornvut Tayanukorn  
*Executive Vice President*

6 Saowanee Siripat (Mrs.)  
*Executive Vice President*

3 Chooporn Chantaravichai (Mrs.)  
*Executive Vice President*

7 Songkram Sakulphramana  
*Executive Vice President*

4 Bordin Unakul  
*Executive Vice President*

## Names and Experiences of Top Executives

### Chatri Sophonpanich

#### Chairman

- President, Thailand - U.S. Business Council
- Director, International Monetary Council
- Member of Executive Management Committee, Association of Development and Industrial Banks of Asia (ADIBA)
- Chairman, Bangkok Entertainment PCL.
- Chairman of the Fund Raising for the Construction of Princess Maha Chakri Sirindhorn Building, Srinakharinwirot University

### Kosit Panpiemras

#### Executive Chairman

- Deputy Secretary - General, National Economic and Social Development Board
- Minister of Agriculture and Cooperatives
- Minister of Industry
- Minister of Finance

### Piti Sithi - Amnuai

#### Executive Vice Chairman

- Director for the Head Office and Metropolitan Branch Activities
- Senior Executive Vice President

### Chartsiri Sophonpanich

#### President

- President of the Thai Bankers' Association
- Member of the Board, Airports Authority of Thailand
- Member of the Board, Thai Airways International Public Company Limited
- Chairman of the Fund Raising Sub - Committee of the Thai Red - Cross Society
- A Committee Member with Expertise in Money and Banking, Faculty of Commerce and Accounting, Thammasat University
- Member of the Board, International Foundation for Human Resource Development

### Charn Sophonpanich

#### Executive Director

- Senior Vice President & Manager, Planning Systems and Research Department
- Chairman of the Board of Director, Compunet Corporation Ltd.

### Amorn Chandarasomboon

#### Executive Director

- Secretary - General, Office of the Council of State
- Senator

### Deja Tulananda

#### Senior Executive Vice President

- Chairman, Metropolitan Banking Operations
- Executive Vice President in charge, Head Office and Metropolitan Branch Activities
  - Chairman of the Metropolitan Branch Group

### Thamnoon Laukaikul

#### Senior Executive Vice President

- Chairman, Provincial Banking Operations
- Executive Vice President in Charge, Provincial Branch Activities
  - Chairman of the Provincial Branch Group

### Teera Aphaiwongse

#### Senior Executive Vice President, Support Services Operations

- Executive Vice President in Charge, Technology, Credit Card and Financial Information Service Divisions

### Prasong Uthaisangchai

#### Senior Executive Vice President, International Banking Operations

- Executive Vice President, International Banking Group
- Group Executive Vice President

### Suvarn Thansathit

#### Senior Executive Vice President

#### Director for Special Asset Management

- Director for Provincial Branch Group
- Director for Metropolitan Branch Group
- Group Executive Vice President

### Chansak Fuangfu

#### Senior Executive Vice President

#### Director for Metropolitan Corporate Banking

- Executive Vice President in Charge, Agro - Industries Lending Group and Multinational Corporate Banking Group

### Sathit Uthaisri

#### Group Executive Vice President, Chairman's Division

- Executive Vice President, Administration Division
- Executive Vice President, Executive Chairman's Division

### Chana Kanchanawat

#### Group Executive Vice President, Director for Special Asset Management

- Senior Vice President, Corporate Lending Group I
- Executive Vice President, Light industries Lending Group

### Ruangchai Sriworakul

#### Executive Vice President, Chairman's Division

- Senior Vice President, Executive Chairman's Division

### Sangsawang Mallikamas (Mrs.)

#### Executive Vice President, Light Industries Group

- Senior Vice President, Corporate Lending Group I
- Executive Vice President, Domestic Conglomerate Lending Group I

### Ladavan Tanatanit (Mrs.)

#### Executive Vice President, Real Estate Group

- Senior Vice President, Corporate Lending Group II

### Sumalee Wangprakobsook (Miss)

#### Executive Vice President, Operations Division

- Senior Vice President, Operations Division

**Apichart Ramyarupa**

*Executive Vice President, Director for Provincial Wholesale Banking Group*

- Senior Vice President & Manager, Office of the President
- Executive Vice President, Assistant Director for Provincial Wholesale Banking Group

**Boonsong Bunyasarand**

*Executive Vice President  
Treasury Division and Foreign Exchange Trading Department*

- Senior Vice President & Manager, Foreign Exchange Trading Department

**Banlue Chantadisai**

*Executive Vice President, Investment Banking Operations*

**Bunyaraks Ninsananda**

*Executive Vice President & Manager, Research Department*

- Executive Vice President & Director, Metropolitan Retail Banking Group

**Thira Tayanganon**

*Executive Vice President, Domestic Conglomerate Group I and Trading Group*

- Senior Vice President, Services and Domestic Trading Lending Group and Trading Lending Group

**Kulathida Sivayathorn (Mrs.)**

*Executive Vice President, Financial Information Services Division*

- Senior Vice President & Manager, Marketing Policy Department
- Senior Vice President & Manager, Office of the President

**Piyada Sucharitkul (Miss)**

*Executive Vice President, International Legal Group,  
Office of the President*

- Senior Vice President, Office of the President

**Goh Puay Kiak**

*Executive Vice President, Overseas Treasury Center*

**Ayuth Krishnamara**

*Executive Vice President, Risk Asset Review*

- Senior Vice President & General Manager, H.O. Office
- Senior Vice President, Risk Asset Review

**Chartchai Srirussamee**

*Executive Vice President, Director for Provincial Retail Banking Group*

- Senior Vice President & Manager, Financial Information Services Division

**Piyapan Tayanithi**

*Executive Vice President, Audit & Control Division*

- Senior Vice President & Manager, Audit & Control Division

**Rushda Theeratharathorn (Miss)**

*Executive Vice President, Credit Acceptance*

- Executive Vice President & General Manager, Singapore Branch
- Executive Vice President, Office of the Chairman, Metropolitan Banking

**Panit Dunnvatanachit**

*Executive Vice President, Heavy Industries Group*

- Senior Vice President, Heavy Industries Lending Group

**Khanit Khongtanarat**

*Executive Vice President, Chemical Industries Group*

- Senior Vice President, Investment Banking Operations
- Senior Vice President, Chemical Industries Lending Group

**Yaowadee Nakhata (Mrs.)**

*Executive Vice President, Domestic Conglomerate Group II and Services and Financial Institutions Group*

- Executive Vice President, Special Asset Management

**Ruchanee Nopmuang (Mrs.)**

*Executive Vice President & Director, Metropolitan Consumer Banking*

- Senior Vice President, Office of the Chairman, Metropolitan Banking
- Senior Vice President, Metropolitan Retail Banking

**Suteera Sripaibulya (Miss)**

*Executive Vice President, Technology Division*

- Senior Vice President & Manager, System Development Department

**Krip Rojanastien**

*Executive Vice President, Office of the President*

- Senior Vice President, Branch Banking Project
- Executive Vice President, Credit Card Division

**Khemaphat Visudharomn**

*Executive Vice President & Manager, Metropolitan Branch Administration Department*

- Senior Vice President & Manager, Metropolitan Branch Administration Department

**Virasak Suthathavibul**

*Executive Vice President & Director, Metropolitan Commercial Banking*

- Senior Vice President, Office of the President
- Senior Vice President, Special Asset Management

**Taweechai Amornprasertsri**

*Executive Vice President & Director, Metropolitan Business Banking*

- Senior Vice President, Metropolitan Commercial Banking Group
- Senior Vice President, Special Asset Management

**Kajornvut Tayanukom**

*Executive Vice President, Technology Division*

- Senior Vice President & Manager, System Development Department

**Chooporn Chantaravichai (Mrs.)**

*Executive Vice President, Cash Management, Office of the President*

**Bordin Unakul**

*Executive Vice President, Securities Business Division*

- Senior Vice President, Securities Business Division

**Nitayaporn Thansathit (Mrs.)**

*Executive Vice President, Provincial Retail Banking Group*

- Senior Vice President, Provincial Retail Banking Group

**Saowanee Siripat (Mrs.)**

*Executive Vice President, Human Resources Division*

- Senior Vice President, Human Resources Division

**Songkram Sakulphramana**

*Executive Vice President and Manager, Legal Department*

- Senior Vice President and Manager, Legal Department

# Board of Directors And Executive Officers

## Board of Directors

### Chairman :

Chatri Sophonpanich

### Vice Chairman :

Staporn Kavitanon

### Directors :

Damrong Krishnamara

Kosit Panpiemras

Piti Sithi-Amnuai

Chartsiri Sophonpanich

Charn Sophonpanich

Amorn Chandarasomboon

Deja Tulananda

Thamnoon Laukaikul

Teera Aphaiwongse

Admiral Prachet Siridej

Prasong Uthaisangchai

Kanueng Luchai

Joti Bhokavanij

### Director and Secretary :

Vira Ramyarupa

## Executive Board

### Chairman :

Kosit Panpiemras

### Vice Chairman :

Piti Sithi-Amnuai

### Directors :

Chartsiri Sophonpanich

Charn Sophonpanich

Amorn Chandarasomboon

Deja Tulananda

Thamnoon Laukaikul

Teera Aphaiwongse

Prasong Uthaisangchai

## Audit Committee

### Chairman :

Joti Bhokavanij

### Members :

Admiral Prachet Siridej

Kanueng Luchai

## Nomination Committee

### Chairman :

Damrong Krishnamara

### Members :

Staporn Kavitanon

Admiral Prachet Siridej

## President

Chartsiri Sophonpanich

### Office of the President

#### Executive Vice Presidents :

Chooporn Chantaravichai (Mrs.)

Krip Rojanastien

Piyada Sucharitkul (Miss)

#### Senior Vice Presidents :

Ian Guy Gillard

Lalina Cherdboonmuang (Mrs.)

Nakin Wongvasu

Vichai Trepetch

Weerakit Daraphong

#### Vice President & Manager :

Chaiyarit Anuchitworawong

### Compliance

#### Senior Vice President in Charge :

Winai Chennittham

#### Senior Vice President :

Kriangsak Swasdiphanich

### Chairman's Division

#### Group Executive Vice President :

Sathit Uthaisri

#### Executive Vice President :

Ruangchai Siriworakul

#### Senior Vice President :

Sorasakdi Simanontaprianya

### Office of the Chairman

#### Vice President & Manager :

Supatta Sangsit (Mrs.)

### Office of the Executive Chairman

#### Senior Vice President & Manager :

Thanin Serngadichaivit

### Business Investment Department

### Chinese Relations Department

#### Vice President & Manager :

Pichai Komolvitayathorn

### Metropolitan Loan Recovery Department

#### Vice President & Manager :

Udom Sakulertphasuk

### Provincial Loan Recovery Department

#### Vice President & Manager :

Wutichai Chalittanon

### Legal Department

#### Executive Vice President & Manager :

Songkram Sakulphramana

#### Senior Vice President :

Dhajjai Subhapholsiri

#### Vice President :

Watchara Kamchanawirote

### Bank Property Department

#### Vice President & Manager :

Krongthong Karunyanaratorn (Miss)

### Audit and Control Division

#### Executive Vice President & Manager :

Piyapan Tayanithi

### Management Support

#### Vice President in Charge :

Malinee Sriyothin (Mrs.)

### System Audit

#### Executive Vice President in Charge

#### (Acting) :

Piyapan Tayanithi

### Data Audit

#### Senior Vice president in Charge :

Pornthep Kidsanayotin

### Operation Audit

#### Senior Vice President in Charge :

Soempong Pitakwatchara

### Credit Card Division

#### Senior Vice President in Charge :

Shoke Na Ranong

#### Senior Vice President :

Boonrat Kositanurit (Mrs.)

**Credit Card Marketing Department**

–

**Credit Card Operations Department***Vice President & Manager :*

Sumeth Thipayarat

Policy Formulation Division

**Research Department***Executive Vice President & Manager :*

Bunyaraks Ninsananda

**Corporate Plans Department***Vice President & Manager :*

Sudavadee Laosinchai

**Products and Distribution Department***Senior Vice President & Manager :*

Vites Techangam

**Public Relations Department***Senior Vice President & Manager**(Acting) :*

Vites Techangam

**Credit Risk Management**

Special Asset Management

*Senior Executive Vice President &**Director :*

Suvam Thansathit

*Group Executive Vice President &**Director :*

Chana Kanchanawat

*Vice President :*

Malee Sintharapantorn (Mrs.)

**SAM-Corporate-Metropolitan***Senior Vice Presidents :*

Chaiyong Ratanacharoensiri

Preyarnit Hetrakul

Surapong Winyawonk

Taratorn Premsoontorn

Thawat Treewannakul

Thaweesak Thanadsang

**SAM-Commercial-Metropolitan***Senior Vice President :*

Dusdee Bunnag

*Vice President :*

Neeranart Prommart

**SAM-Business-Metropolitan***Senior Vice President :*

Chutharat Chamsri (Miss)

**SAM-Provincial***Senior Vice Presidents :*

Rattanachai Waraviriyapong

Suradej Srakaew

Wichian Methawath

Risk Asset Review

*Executive Vice President :*

Ayuth Krishnamara

*Senior Vice Presidents :*

Preecha Tiangmongkol

Savitri Chatsirivichaikul (Mrs.)

Portfolio Management

–

Credit Acceptance

*Executive Vice President in Charge :*

Rushda Theeratharathorn (Miss)

**Metropolitan Banking Operations***Senior Executive Vice President &**Chairman :*

Deja Tulananda

**Office of the Chairman, Metropolitan Banking***Senior Vice President :*

Amnuay Lilaonitkul

*Senior Vice President in Charge of SMEs :*

Pansak Leelawankulsiri

**TDR Processing Center***Vice President & Manager :*

Sarnti Thattamrongchai

**Metropolitan Branch Administration Department***Executive Vice President & Manager :*

Khemaphat Visudharomn

*Vice President :*

Sophit Lerdchanapornchai (Mrs.)

Corporate Banking

*Senior Executive Vice President & Director :*

Chansak Fuangfu

**Light Industries Group***Executive Vice President in Charge :*

Sangsawang Mallikamas (Mrs.)

**Heavy Industries Group***Executive Vice President in Charge :*

Panit Dunnvatanachit

**Domestic Conglomerate Group I and Trading Group***Executive Vice President in Charge :*

Thira Tayanganon

*Senior Vice President & Credit Manager :*

Manop Tamrongtanakitkarn

**Domestic Conglomerate Group II and Services and Financial Institutions Group***Executive Vice President in Charge :*

Yaowadee Nakhata (Mrs.)

**Chemical Industries Group***Executive Vice President in Charge :*

Khanit Khongthanasat

**Real Estate Group***Executive Vice President in Charge :*

Ladavan Tanatanit (Mrs.)

**Construction Group***Senior Vice President in Charge :*

Manusiri Kanchanachaya

**Agro-Industries Group***Senior Vice President in Charge :*

Issakan Krivithya

*Senior Vice President & Credit Manager :*

Rungtawan Anantathanachai (Mrs.)

**Multinational Corporate Banking Group***Senior Vice President in Charge :*

Jitwatana Jaruwatanachai (Mrs.)

*Senior Vice President & Credit Manager :*

Hisashi Arai

*Vice President & Credit Manager :*

Pongsak Larptempiem

**Corporate Group I***Senior Vice President in Charge :*

Vira Suravilas

*Senior Vice President & Credit Manager :*

Santi Ittivameethum

**Corporate Group II***Senior Vice President in Charge :*

Wannarat Tayjasanant (Mrs.)

Commercial Banking

*Executive Vice President & Director :*

Virasak Sutanthavibul

**Region I***Senior Vice President & Manager :*

Suthin Kritayaphongphun

## Region II

Vice president & Manager :  
Malinee Pornprayuth (Mrs.)

### Business Banking

Executive Vice President & Director :  
Taweechai Amornprasertsri

## Region I

Senior Vice President & Manager :  
Wansuda Thanasaranart (Mrs.)

## Region II

Vice President & Manager :  
Poonsak Ekpho

### Consumer Banking

Executive Vice President & Director :  
Ruchanee Nopmuang (Mrs.)

Vice President :  
Chao Jainpinit

### First Regional-Metropolitan Area

–

### Second Regional-Metropolitan Area

Senior Vice President & Manager :  
Ratana Supakavanich (Mrs.)

### Third Regional-Metropolitan Area

Vice President & Manager :  
Nopphadol Watkanad

### Fourth Regional-Metropolitan Area

Vice President & Manager :  
Pannee Chantarasathaporn (Mrs.)

### Fifth Regional-Metropolitan Area

Senior Vice President & Manager :  
Sittisin Ramyarupa

### Sixth Regional-Metropolitan Area

Senior Vice President & Manager :  
Boontiva Israsena Na Ayudhaya (Mrs.)

## Provincial Banking Operations

Senior Executive Vice President & Chairman :

Thamnoon Laukaikul

### Provincial Branch Administration Department

Senior Vice President & Manager :  
Asa Siriphuthichaikul

### Provincial Wholesale Banking Group

Executive Vice President & Director :  
Apichart Ramyarupa

## Senior Vice President :

Sa-Ad Kamlang

## Vice President :

Anek Amornkiat

### Provincial Commercial Banking Group

–

### Provincial Commercial

#### Region I

Vice President & Manager :  
Somphop Wiangwang

#### Region II

Vice President & Manager :  
Koson Thangpavitaya

#### Region III

Vice President & Manager :  
Chaiwat Laohaviriyant  
Senior Vice President & Business Relations Manager :

Siridej Aungudomsin

### Provincial Business

#### Region I

Vice President & Manager :  
Tosak Ploypanich

#### Region II

Vice President & Manager :  
Husdin Rasmepetchsophon

#### Region III

Vice President & Manager :  
Ronnarong Nah Songkla

### Provincial Retail Banking Group

#### Executive Vice President & Director :

Chartchai Srirussamee

#### Executive Vice President :

Nitayaporn Thansathit (Mrs.)

### Northern Regional-Provincial Area

Assistant Vice President & Manager :  
Kingpetch Srisantisook

### Central Regional I-Provincial Area

Assistant Vice President & Manager :  
Jirasak Laosiriphaisan

### Central Regional II-Provincial Area

Senior Vice President & Manager :  
Sumet Wesmanas

### Northeastern Regional I-Provincial Area

Senior Vice President & Manager :  
Chirawut Khananukhroh

### Northeastern Regional II-Provincial Area

Assistant Vice President & Manager :  
Narong Ngarmprasit

### Southern Regional I-Provincial Area

Vice President & Manager :  
Kitti Ningnoi

### Southern Regional II-Provincial Area

Senior Vice President & Manager :  
Sakda Areeerat

## Investment Banking Operations

### Executive Vice president :

Banlue Chantadisai

### Treasury Division

#### Executive Vice President :

Boonsong Bunyasaranand

#### Senior Vice President :

Chonticha Chitraporn (Miss)

### Foreign Exchange Trading Department

#### Executive Vice President & Manager :

Boonsong Bunyasaranand

#### Senior Vice President & Manager :

Sa-ard Theerarojanawong

#### Senior Vice President :

Natthapachara Chiarawongse

### Funds & Liquidity Management Department

–

### Merchant Banking Division

#### Senior Vice president :

Bhaskon Khannabha

#### Vice President :

Surabhan Purnagupta

### Project Department

–

### Corporate Finance Department

–

### Securities Business Division

#### Executive Vice President :

Bordin Unakul

### Fund Management Department

#### Vice President & Manager :

Hansa Susayan

### Securities Services Department

#### Vice President & Manager :

Jaroungpon Hoonsiri (Miss)

## International Banking Operations

Senior Executive Vice President :

Prasong Uthaisangchai

Vice Presidents :

Jui Meng Ng

Orawan Assavavichai (Miss)

Selamat Gozali

Thewakun Chanakun

### Overseas Support Center

Senior Vice President & Manager :

Stanley Lai Chuen Yip

International Financial Institutions Activities Division

### Correspondent Banking Department

Senior Vice President & Manager :

Wallapa Klinpratoom (Mrs.)

International Branch Division

### International Branch Credit Department

—

### International Branch Administration Department

—

### International Banking Facility Department

—

### Overseas Treasury Center

Executive Vice President :

Goh Puay Kiak

### Overseas Branch Managers

Senior Vice President & Manager,

London Branch :

Parnsak Pruksakit

Senior Vice President & General

Manager, Hong Kong Branch :

Phaithul Tejasakulsin

Senior Vice President & Operations

Manager, Hong Kong Branch :

Pramote Rojtanongchai

Senior Vice President & Manager,

Manila Branch :

Prasarn Tuntasood

Senior Vice President & CEO,

Bangkok Bank Berhad :

Saksith Tejasakulsin

Senior Vice President &

General Manager-Japan :

Thawee Phuangketkeow

Senior Vice President & General

Manager, Singapore Branch :

Torphong Charungcharoenvej

Senior Vice President & General

Manager-Vietnam :

Wittaya Supatanakul

## Support Services Operations

Technology Division

Executive Vice Presidents :

Kajornvut Tayanukorn

Suteera Sripaibulya (Miss)

Senior Vice President & Manager :

Pipat Eamsherangkoon

Vice Presidents & Managers :

Agamai Srimahasarn

Kukkong Ruckphaopunt

### System Development Department

—

### Information Processing Department

Vice President & Manager :

Supote Metheworapote

Shared Operation

### Business Loan Center

Vice President & Manager :

Chamroon Liengkaewpratum

### Revolving Credit Center

Senior Vice President & Manager :

Phulperm Piya-Anant

### Account Maintenance & Services Center

Senior Vice President & Manager :

M.L. Aurapan Punyashthiti (Mrs.)

### Document Logistics Center

Senior Vice President & Manager :

Suwat Limpodom

### Consumer Loan Center

Senior Vice President & Manager :

Riam Chantarangkul (Mrs.)

### Cheque Processing Center

Senior Vice President & Manager :

Suwat Limpodom

### Phone Banking Center

Senior Vice President & Manager :

Dulabhabhorn Vajrathorn (Mrs.)

### Trade Finance Center

Senior Vice President & Manager :

Vanaporn Covavisaruch (Miss)

Vice Presidents :

Chairat Udommit

Chalit Phaphan

### Appraisal & Mortgage Center

Senior Vice President & Manager :

Dulprasert Barose

### Corporate Business Loan Center

Senior Vice President & Manager :

Pornnit Dumnvatanachit (Mrs.)

Operations Division

Executive Vice President :

Sumalee Wangprakobsook (Miss)

### Global Payment Services Department

Vice Presidents & Managers :

Ratchanee Mesommonta (Mrs.)

Thanit Sirichote

### Cash Department

Senior Vice President & Manager :

Suwat Limpodom

Financial Information Services Division

Executive Vice President & Manager :

Kulathida Sivayathorn (Mrs.)

### Accounting Department

Senior Vice President & Manager :

Phannarai Piyachinawan (Miss)

### Costing and Financial Statement Department

Senior Vice President & Manager :

Narit Chiraguna

### Budget Department

—

Human Resources Division

Executive Vice President & Manager :

Saowanee Siripat (Mrs.)

Senior Vice Presidents :

Sivaporn Pusayanond (Mrs.)

Tosak Chongkeutrakul

### Property Management Department

Senior Vice President & Manager :

Bhakorn Vanuptikul

## Investment in companies at 10% or more of paid-up capital

As at December 31, 2002

NO.	COMPANY	TYPE OF BUSINESS	TYPE OF SHARES	NO. OF SHARES HELD	% OF COMPANY'S PAID-UP CAPITAL
1	<b>BANGKOK BANK BERHAD</b> 105 Jalan Tun H.S.Lee 50000 Kuala Lumpur Malaysia, Tel. (Dir.) 03-201-7959, (Gen) 03-232-4555 Fax. 03-238-8569	BANK	ORDINARY	100,000,000	100.00
2	<b>BBL (CAYMAN) LIMITED</b> C/O Maples and Calder, P.O.Box 309, Uglan House, South Church Street, George Town, Grand Cayman, Cayman Islands Tel. 1(345) 949-8066 Fax. 1(345) 949-8080	FINANCIAL	ORDINARY	100,000	100.00
3	<b>SINNSUPTAWEE ASSET MANAGEMENT CO., LTD.</b> 323, 30th Floor, United Center Building, Silom Road, Bangrak, Bangkok 10500 Tel. 0-2635-5001-3 Fax. 0-2635-5004	ASSET MANAGEMENT	ORDINARY	24,999,993	100.00
4	<b>BUALUANG FINANCE COMPANY LIMITED</b> 175 Sathorn City Tower 13/1 Floor Room 1302 South Sathorn Road, Tungmahamek, Sathorn, Bangkok 10120 Tel. 0-2679-6579 Fax. 0-2679-6585	FINANCIAL	ORDINARY PREFERENCE	67,702,416 80,000	} 96.83
5	<b>NOBLE PLACE COMPANY LIMITED</b> 806/1-3 Soi Sukhumvit 55, Sukhumvit Road, Klongton, Klongtoei, Bangkok 10110 Tel. 0-2642-6622 Fax. 0-2642-7546	GOLF COURSE	ORDINARY	12,500,000	
6	<b>THAI PRECISION MANUFACTURING CO., LTD.</b> Laem Chabang Industrial Estate (EP21) 226 Moo 3 Sukhumvit Road, Thungsukhla, Sriracha, Chonburi 20230 Tel. 0-3849-1180-9 Fax. 0-38491-1178-9, 0-3849-1337	MANUFACTURING OF FLOPPYDISK DRIVE AND HARD DISK DRIVE	ORDINARY	2,401,522	59.77
7	<b>BBL ASSET MANAGEMENT CO., LTD.</b> Suite 2601, 26th Floor, Sathorn City Tower, 175 South Sathorn Road, Bangkok 10120 Tel. 0-2679-6400 Fax. 0-2679-5995-6	ASSET MANAGEMENT	ORDINARY	499,995	50.00
8	<b>THE BUMRUNGRAD HOSPITAL PUBLIC COMPANY LIMITED</b> 33 Sukhumvit Soi3 (Soi Nana Nua), Wattana, Bangkok 10110 Tel. 0-2667-1000 Fax. 0-2667-2525	HOSPITAL	ORDINARY	44,579,953	49.63
9	<b>KAMOL KIJ CO., LTD.</b> 293/23-26 Surawongse Road, Suriwong, Bangrak Bangkok 10500 Tel. 0-2234-1502-9 Fax. 0-2236-5197, 0-2237-1425	PARBOILED RICE EXPORTER	ORDINARY	194,000	49.62
10	<b>THAI FILAMENT FINISHING CO., LTD.</b> 57 Moo 10 Soi Watsriwaree-Noi, Bangna-Trad Road, (km.18) Bangplee, Samutprakarn 10540 Tel. 0-2337-1267-75 Fax. 0-2337-1222	GARMENT	ORDINARY	9,105,000	46.85
11	<b>QUALITY INN CO., LTD.</b> 137/10 Sukhumvit 9 Wattana, Bangkok. 10110 Tel. 0-2255-4661-4 Fax. 0-2255-4660	HOTEL	ORDINARY	846,614	42.33
12	<b>THAI TAFFETA TEXTILE CO., LTD.</b> 58 Moo 10, Soi Watsriwaree-Noi, Bangna-Trad Road, (km.18) Bangplee, Samut Prakarn 10540 Tel. 0-2337-1267-75 Fax. 0-2337-1522	GARMENT	ORDINARY	3,000,000	41.78
13	<b>UB HAWORTH (THAILAND) CO., LTD.</b> 23th floor Sermmit tower Building, 159 Sukhumvit Soi 21, Wattana, Bangkok 10110 Tel. 0-2260-8600 Fax. 0-2260-8612	FURNITURE MANUFACTURER	ORDINARY	5,855,420	36.95
14	<b>THAI POLYMER TEXTILE CO., LTD.</b> 59 Moo 10 Soi Watsriwaree-Noi, Bangna-Trad Road, (km.18) Bangplee, Samut Prakarn 10540 Tel. 0-2337-1267-75 Fax. 0-2337-1522	GARMENT	ORDINARY	18,288,000	38.75
15	<b>C.P. PLAZA CO., LTD.</b> 1,3,5,7 Ratchadapisek Road, Dindaeng, Bangkok 10400 Tel. 0-2247-3737 Fax. 0-2642-1005	REAL ESTATE	ORDINARY	23,081,658	33.31



NO.	COMPANY	TYPE OF BUSINESS	TYPE OF SHARES	NO. OF SHARES HELD	% OF COMPANY'S PAID-UP CAPITAL
16	<b>UMC METALS LTD.</b> 15th Floor, Sino-Thai Tower, 32/37 Asoke Road, Sukhumvit 21 (Asoke) Watana, Bangkok 10110 Tel. 0-2259-2942-5 Fax. 0-2259-2946	STEEL MANUFACTURER	ORDINARY	43,178,255	31.06
17	<b>KRISDAMAHANAKORN PUBLIC COMPANY LIMITED</b> 97/4 Sukhothai Road, Dusit, Bangkok 10300 Tel. 0-2243-5454 Fax. 0-2241-5230, 0-2243-5292	REAL ESTATE	CONVERTIBLE PREFERRED	126,317,000	30.07
18	<b>BETTER RICE CO., LTD.</b> 293/23-26 Suriwongse Road, Bangrak, Bangkok 10500 Tel. 0-2234-1502-9, 0-2234-8498-9, 0-2233-6606 Fax. 0-2236-5197	VEGETABLE OIL DISTRIBUTOR	ORDINARY	24,000	30.97
19	<b>MC.PRIVATE EQUITY MANAGEMENT LIMITED</b> C/O Room G, 14th Floor, NO. 168, Tun Hwa North Road, Teipei, Taiwan, R.O.C. Tel. 886-2-8770-5195 Fax. 886-2-8770-5190	SERVICES	ORDINARY	30,000	30.00
20	<b>PROCESSING CENTER CO., LTD.</b> 142 Thai Farmers Bank Building 4th Floor, Silom Road, Bangkok 10500 Tel. 0-2237-6330-4 Fax. 0-2237-6340	SERVICES	ORDINARY	29,997	30.00
21	<b>TRE-ATTHABOON INDUSTRY CO., LTD.</b> 69/2 Moo 11, Pudthamonthon Sai 5 Road, Raising, Sampran, Nakhorn Prathom 73210 Tel. 0-2420-0079 Fax. 0-2420-0079	PLASTIC MANUFACTURER AND DISTRIBUTOR	ORDINARY	4,057,605	29.45
22	<b>CITY REALTY CO., LTD.</b> Asia Sermkij Tower, 49 Soi Pipat, Silom Road, Silom, Bangkok 10500 Tel. 0-2231-5800, 0-2231-5900 Fax. 0-2231-5799	REAL ESTATE	ORDINARY PREFERENCE CLASS A	9,603,345 140,000,000	} 28.71
23	<b>ASIA CREDIT PUBLIC COMPANY LIMITED</b> 12-13th Floor, Emporium Tower, 622 Sukhumvit Road, Klongton, Klongtoei, Bangkok 10110 Tel. 0-2663-9999 Fax. 0-2663-9888	FINANCIAL	ORDINARY PREFERENCE CLASS A PREFERENCE CLASS B	263,216 243,066,951 193,934,394	
24	<b>SRI U-THONG COMPANY LIMITED</b> 12th Floor, S.P. Tower Building, 388 Paholyothin Road, Samsen-Nai, Phayathai, Bangkok Tel. 0-2273-0032 Fax. 0-2273-0517	ELECTRICITY SUBSTATION AND TRANSMISSION LINE	ORDINARY	28,870,719	26.62
25	<b>BSL LEASING CO., LTD.</b> 175 Sathorn City Tower, 19th Floor, South Sathorn Road, Bangkok 10120 Tel. 0-2679-6161 Fax. 0-2679-6160	LEASING	ORDINARY	258,750	25.88
26	<b>WTA (THAILAND) LIMITED</b> 313 C.P. Tower Silom Road, Silom, Bangrak, Bangkok 10500 Tel. 0-2699-1609 Fax. 0-2643-1881	SERVICES	ORDINARY	249	24.90
27	<b>THAI PETROCHEMICAL INDUSTRY PUBLIC COMPANY LIMITED</b> 8th Floor TPI Tower, 26/56 New Chun Road, Thungmahamek, Sathorn, Bangkok 10120 Tel. 0-2678-5000, 0-2678-5100 Fax. 0-2678-5001-5	PETROCHEMICAL	ORDINARY	1,916,577,041	24.42
28	<b>P.T.BBL DANATAMA FINANCE TBK</b> Bangkok Bank Building, 7-8th Floor, Jl. MH. Thamrin No. 3, Jarkarta 10110, Indonesia Tel. (021) 380-1223, 385-4410 Fax. (021) 345-3944, 345-6190	FINANCIAL	ORDINARY	40,500,000	22.50
29	<b>BANGKOK SYNTHETICS CO., LTD.</b> 22nd Floor, Sathorn City Tower, 175 South Sathorn Road, Sathorn, Bangkok 10120 Tel. 0-2679-5120 Fax. 0-2679-5119	CHEMICAL	ORDINARY	2,602,125	22.18
30	<b>EMC PUBLIC CO., LTD.</b> 22nd Floor Rasa Tower 555 Paholyothin Road, Ladyao, Chatuchak, Bangkok 10900 Tel. 0-2937-0333-52 Fax. 0-2937-0330-2	CONSTRUCTION	ORDINARY	9,782,398	22.14
31	<b>CBNP (THAILAND) CO., LTD.</b> 21st Siam Tower Building, 989 Rama I Road, Pathumwan, Bangkok 10330 Tel. 0-2231-0123 Ext. 823 Fax. 0-2231-0134-5	ASSET MANAGEMENT	ORDINARY	208	20.80
32	<b>HIGH PRESSURE STEEL PIPE INDUSTRY CO., LTD.</b> 881 Onnuch Road, Suanluang, Bangkok 10250 Tel. 0-2399-4049 Fax. 0-2639-6550	STEEL PIPE MANUFACTURER	ORDINARY	95,603	19.12
33	<b>BANGKOK INDUSTRIAL GAS CO., LTD.</b> 16th Floor, Rajanakarn Building, 183 South Sathorn Road, Yannawa, Sathorn, Bangkok 10120 Tel. 0-2676-6262 Fax. 0-2676-6288-9	CHEMICAL AND PLASTIC	ORDINARY	1,404,574	18.48

NO.	COMPANY	TYPE OF BUSINESS	TYPE OF SHARES	NO. OF SHARES HELD	% OF COMPANY'S PAID-UP CAPITAL
34	<b>WONGPAITON GROUP PUBLIC COMPANY LIMITED</b> 70/19 Moo 6, Ekachai-Bangbon Road, Bangbon, Bangkok 10150 Tel. 0-2416-0059, 0-2415-6992 Fax. 0-2416-1850	EXPORTER AND MANUFACTURER OF SPORTS PRODUCT	ORDINARY	108,386,115	17.13
35	<b>HMC POLYMER CO., LTD.</b> 175 Sathorn City Tower 20th Floor, South Sathorn Road, Sathorn, Bangkok 10120 Tel. 0-2679-6388-89 Fax. 0-2679-6380	CHEMICAL	ORDINARY PREFERENCE	1,509,449 2,285,283	} 17.92
36	<b>THAI UNIQUE TEXTILE CO., LTD.</b> 69 Moo 10, Bangchalong, Bangplee, Samut Prakarn 10540 Tel. 0-2337-1026 Fax. 0-2740-5197	GARMENT	ORDINARY	450,000	
37	<b>THAI SPECIAL STEEL INDUSTRY PUBLIC COMPANY LIMITED</b> 26/56 TPI Tower, Floor 19, Sathorn, Bangkok 10120 Tel. 0-2678-6500-8 Fax. 0-2678-6505-11	STEEL MANUFACTURER	ORDINARY	55,000,000	13.03
38	<b>ALPHATEC ELECTRONICS PUBLIC COMPANY LIMITED</b> 17/2 Moo 18, Suwintawong Road, Tambon Saladang, Amphur Bang-Num-Prueo, Chachoengsao 24000 Tel. 0-3851-4711 Fax. 0-3851-4710	ELECTRONIC COMPONENTS	ORDINARY	326	12.34
39	<b>PETCHBURI TERMINAL CO., LTD.</b> 1168/86-88, 29th Floor Lumpini Tower Building, Rama IV Road, Tungmahamek, Sathorn, Bangkok Tel. 0-2285-6038 Fax. 0-2285-6044	RENTING TANK TERMINAL AND JETTY HEAD	ORDINARY	3,686,390	11.13
40	<b>BANGKOK WATER RESOURCE CO., LTD.</b> 49 Asia Sermkij Tower, 6th Floor, Soi Pipat, Silom Road, Bangrak, Bangkok 10500 Tel. 0-2231-5989-91 Fax. 0-2231-5993	REAL ESTATE	ORDINARY PREFERENCE	1,000,000 300,000	} 11.11
41	<b>SIAM INTEGRATED COLD ROLLED STEEL PUBLIC COMPANY LIMITED</b> 12 A Floor, SSP Tower Building, 116/44-45 Sunthornkosa Road, Khlongtoei, Bangkok 10110 Tel. 0-2671-2622 Fax 0-2671-2729	IRON STEEL WORK AND ROLLING MILLS MANUFACTURER	ORDINARY	34,910,000	
42	<b>THAI YAMAHA MOTOR CO., LTD.</b> 64 Moo 1, Bangna-Trad Road, (Km. 21), Tambon Srisa Jorlake Yai, Bangsao thong Sub-District, Samut Prakarn 10540 Tel. 0-2740-8000 Fax. 0-2740-0977	VEHICLE PARTS MANUFACTURER	ORDINARY	42,608,714	10.39
43	<b>SIAM PARAFFINS CO., LTD.</b> 1 Siam Cement Road, Bangsue, Bangkok 10800 Tel. 0-2586-5441, 0-2586-5443 Fax. 0-2586-5436	CHEMICAL	ORDINARY	1,360,000	10.00
44	<b>THAI OBAYASHI CORP., LTD.</b> 16th Floor, Thai Obayashi Building, Rajdamri 161 Rajdamri Road, Bangkok 10330, Thailand. Tel. 0-2252-5200 Fax. 0-2252-5381	CONSTRUCTION	ORDINARY	2,000	10.00
45	<b>BANGKOK POLYETHYLENE PUBLIC COMPANY LIMITED</b> 21/1th Floor, Sathorn City Tower, 175 South Sathorn Road, Tungmahamek, Sathorn, Bangkok 10120 Tel. 0-2679-6363 Fax. 0-2679-6355-6	CHEMICAL	ORDINARY	17,000,000	10.00
46	<b>ASPAC CO., LTD.</b> 717 Sukhumvit Road, Soi 55 (Thonglor), Klongton, Wattana, Bangkok 10110 Tel. 0-2381-2052 Fax. 0-2381-2570	COMMERCE	ORDINARY	26,000	10.00
47	<b>ASIA LAMP INDUSTRY CO.,LTD.</b> 390/6-8 Sukumvit Road, Khlongtoei, Bangkok 10110 Tel. 0-2258-0210-5 Fax. 0-2258-1919, 0-2260-2111	ELECTRIC	ORDINARY	700,000	10.00
48	<b>ELECTRICAL LAMP MANUFACTURERS THAILAND LTD.</b> 60/14 Moo 11, Bangna-Trad Road (km.13), Phrakhanong, Bangkok 10260 Tel. 0-2398-3695, 0-2399-3280-9 Fax. 0-2399-2417	ELECTRIC	PREFERENCE	2,000	10.00
49	<b>CHIVA-SOM INTERNATIONAL HEALTH RESORTS CO., LTD.</b> 73/4 Petchkasem Road, Hua Hin, Prachuab Khirikhan 77110 Tel. 0-3253-6536 Fax. 0-3251-1154	SERVICES	ORDINARY	750,000	10.00
50	<b>BANGKOK UFJ CO., LTD.</b> 25th Floor, C.P.Tower Building, 313 Silom Road, Bangkok 10500 Tel. 0-2231-0946-51 Fax. 0-2231-0955	FINANCIAL	ORDINARY	200,000	10.00
51	<b>UNI-MEDIA CO., LTD.</b> 1828 Sukumvit Road, Phrakhanong, Bangkok 10250 Tel. 0-2311-5111 Fax. 0-2331-5668	INVESTMENT	ORDINARY	1,665,000	10.00

NO.	COMPANY	TYPE OF BUSINESS	TYPE OF SHARES	NO. OF SHARES HELD	% OF COMPANY'S PAID-UP CAPITAL
52	<b>BANGKOK CENTRAL LEASING CO., LTD.</b> 16th Floor, Sethiwan Tower, 139 Pan Road, Silom, Bangrak, Bangkok 10500 Tel. 0-2266-6040 Fax. 0-2237-4492	LEASING	ORDINARY	60,000	10.00
53	<b>TOYOTA LEASING (THAILAND) CO., LTD.</b> 990 Abdulrahim Place, 18th-19th Floor, Rama IV Road, Silom, Bangrak, Bangkok 10500 Tel. 0-2636-1313, 0-2636-1333 Fax. 0-2636-1410-12	LEASING	ORDINARY	300,000	10.00
54	<b>BANGKOK ARTS AND CRAFTS PUBLIC COMPANY LIMITED</b> 178 Moo 2, Phaholyothin, Wangnoi, Ayuthaya 13170 Tel. 0-3527-1548-52, 0-3527-1545-6 Fax. 0-3527-1547	APPLIANCE	ORDINARY	500,000	10.00
55	<b>THANATHEP PRINTING CO., LTD.</b> 111 Ladprao km.9, Bangkapi, Bangkok 10240 Tel. 0-2377-5074-6 Fax. 0-2377-6289	PRINTING	ORDINARY	10,000	10.00
56	<b>H &amp; Q (THAILAND) LTD.</b> Suite 1207, 12th Floor, Sathorn City Tower, 175 South Sathorn Road, Bangkok 10500 Tel. 0-2679-6312-5 Fax. 0-2679-6316	INVESTMENT	ORDINARY	5,000	10.00
57	<b>THAI NUSA DEVELOPMENT CO., LTD.</b> 1/61 Moo 5 Khanham Sub-Dist, Rojana Industrial Park, Ayuthaya Tel. 0-3533-0221-2 Fax. 0-3533-0230	INVESTMENT	ORDINARY	1,800,000	10.00
58	<b>BANGKOK SMBC CONSULTING CO., LTD.</b> 952 Ramaland Building, 11th Floor, Rama 4 Suriwong, Bangrak, Bangkok 10500 Tel. 0-2632-9210 Fax. 0-2632-9208	SERVICES	ORDINARY	2,000	10.00
59	<b>ASIAN CAPITAL MANAGEMENT LIMITED.</b> 153/3 4th Floor, Goldden Pavillion Building Rajdamri Road, Patumwan, Bangkok 10330 Tel. 0-2652-1234	SERVICES	ORDINARY	24,000	10.00
60	<b>GAMMA DEVELOPMENT CO., LTD.</b> 19 Off Na Ranong Road, Sunthornkosa Road, Khlongtoei, Bangkok 10110 Tel. 0-2249-0451-62 Fax. 0-2249-3869, 0-2671-1706	REAL ESTATE	ORDINARY	1,000	10.00
61	<b>SEACON DEVELOPMENT CO., LTD.</b> 904 Moo 6 Srinakarin Road, Nongbon, Prawet, Bangkok 10260 Tel. 0-2721-8888 Fax. 0-2721-9444	REAL ESTATE	ORDINARY	574,000	10.00
62	<b>UNITED SILO AND SERVICE CO., LTD.</b> United Flour Mill Building, 9th Floor, 177 Rajawongse Road, Chakrawad, Samphanthawong, Bangkok 10110 Tel. 0-2226-0680, 0-2226-6120-29 Fax. 0-2224-5670	SERVICES	ORDINARY	200,000	10.00
63	<b>SIAM UNION CONTAINER CO., LTD.</b> 1199/1 Rungsaeng Building, 4th Floor, Bangna-Trad Road, km. 2 1/2 Bangna, Phrakhanong, Bangkok 10260 Tel. 0-2398-0102-4 Fax. 0-2399-3315	SERVICES	ORDINARY	19,998	10.00
64	<b>ASIA TRADERS INSURANCE CORPORATION</b> 15th Floor, Tytana Plaza, Plaza Lorenzo Ruiz, Binondo Manila, Phillipines Tel. (63) 241-5201 Fax. (63) 241-6257, 243-3216	INSURANCE	ORDINARY	150,000	10.00
65	<b>CAPMAC ASIA LTD.</b> 885 Third Avenue New York, NY 10022 Tel. (212) 891-4289 Fax. (212) 755-5462	FINANCE	PREFERENCE	50,000	10.00
66	<b>BBL NOMINEES (HONG KONG) LTD.</b> 2nd Floor, Bangkok Bank Building, 28 Des Voeux Road, Central, Hong Kong Tel. (852) 280-16688, 280-16632 Fax. (852) 281-05679	BROKER	ORDINARY	1	10.00
67	<b>THAI NUMSIRI INTERTEX CO., LTD.</b> 2nd Floor Room No. 22-25, Thai CC Tower, 889 South Sathorn Road, Yannawa, Sathorn, Bangkok 10500 Tel. 0-2210-0789-90 Fax. 0-2210-0777	TEXTILE	ORDINARY	1,000,000	10.00
68	<b>THAI DURABLE TEXTILE PUBLIC COMPANY LIMITED</b> 11th Floor 170/29,31 Ocean Tower 1 Building, Ratchadapisek Road (Sukhumvit 16), Khlongtoei, Bangkok 10110 Tel. 0-2261-3062-72 Fax. 0-2261-3061	SPINNING AND TEXTILE YARN	ORDINARY	30,051,000	10.00
69	<b>PAITON HOTEL AND RESORT CO.,LTD.</b> 99 Ratdamri Road, Lumpini, Patumwan, Bangkok Tel. 0-2291-1022 Fax. 0-2291-3379	HOTEL	ORDINARY	10,000,000	10.00

## REMUNERATION and Benefits for The Board of Directors and Top Executives in 2002

### BOARD OF DIRECTORS

		TOTAL (BAHT)
1.	Chatri Sophonpanich	3,200,000.00
2.	Staporn Kavitanon	2,400,000.00
3.	Damrong Krishnamara	2,316,667.00
4.	Kosit Panpiemras	2,200,000.00
5.	Admiral Prachet Siridej	2,200,000.00
6.	Kanueng Luchai	2,200,000.00
7.	Vira Ramyarupa	1,720,000.00
8.	Piti Sithi-Amnuai	1,600,000.00
9.	Chartsiri Sophonpanich	1,600,000.00
10.	Charn Sophonpanich	1,600,000.00
11.	Amorn Chandarasomboon	1,600,000.00
12.	Deja Tulananda	1,600,000.00
13.	Thamnoon Laukaikul	1,600,000.00
14.	Teera Aphaiwongse	1,600,000.00
15.	Prasong Uthaisangchai	1,600,000.00
16.	Joti Bhokavanij *	1,433,333.00

\* Appointed a Director on April 12, 2002

Appointed Chairman of the Audit Committee on November 5, 2002

### Remuneration

1. Remuneration to 16 Directors : Baht 30.47 million
2. Remuneration to 9 Executive Directors and Top Executive Officers : Baht 89.3 million

Other benefits : None

**CHANGE IN SHAREHOLDINGS** of The Board of Directors  
As at end-2002 and end-2001

BOARD OF DIRECTORS		AS AT END-2002	AS AT END-2001	CHANGE
1. Chatri	Sophonpanich	9,594,478	9,594,478	-
2. Staporn	Kavitanon	-	-	-
3. Damrong	Krishnamara	103,470	103,470	-
4. Kosit	Panpiemras	-	-	-
5. Admiral Prachet	Siridej	-	-	-
6. Kanueng	Luchai	-	-	-
7. Vira	Ramyarupa	153,480	153,480	-
8. Piti	Sithi-Amnuai	135,520	135,520	-
9. Chartsiri	Sophonpanich	2,641,700	1,420,940	+1,220,760
10. Charn	Sophonpanich	355,910	355,910	-
11. Amorn	Chandarasomboon	9,150	9,150	-
12. Deja	Tulananda	71,270	71,270	-
13. Thamnoon	Laukaikul	25,950	25,950	-
14. Teera	Aphaiwongse	-	-	-
15. Prasong	Uthaisangchai	-	-	-
16. Joti	Bhokavanij	-	-	-

# Financial Statements

Bangkok Bank Public Company Limited and Subsidiaries



# REPORT of the independent certified public accountants

## TO THE SHAREHOLDERS AND BOARD OF DIRECTORS OF BANGKOK BANK PUBLIC COMPANY LIMITED

We have audited the accompanying consolidated balance sheets of Bangkok Bank Public Company Limited and its subsidiaries and the balance sheets of Bangkok Bank Public Company Limited as at December 31, 2002 and 2001, and the related consolidated and the Bank's statements of income, changes in shareholders' equity and cash flows for the years then ended. These financial statements are the responsibility of the Bank's management as to their correctness and completeness of the presentation. Our responsibility is to express an opinion on these financial statements based on our audits.

We conducted our audits in accordance with generally accepted auditing standards. Those standards require that we plan and perform the audit to obtain reasonable assurance as to whether the financial statements are free of material misstatement. An audit includes examining, on a test basis, evidence supporting the amounts and disclosures in the financial statements. An audit also includes assessing the accounting principles used and significant estimates made by management, as well as evaluating the overall financial statement presentation. We believe that our audits provide a reasonable basis for our opinion.

In our opinion, the aforementioned consolidated and the Bank's financial statements present fairly, in all material respects, the financial position of Bangkok Bank Public Company Limited and its subsidiaries, and of Bangkok Bank Public Company Limited as at December 31, 2002 and 2001 and the results of operations and the cash flows for the years then ended in conformity with generally accepted accounting principles.

Without qualifying our opinion, as described in Notes 1.2, 3.6 and 4.6 to the financial statements, the Bank of Thailand (the "BOT") issued the Guidelines (the "Guidelines") for estimating and recording a minimum allowance for the doubtful accounts and also required the Bank to utilize BOT defined qualitative loan review procedures. The Bank and its subsidiaries had recorded allowance for doubtful accounts in excess of the minimum total allowance calculated pursuant to the BOT's guidelines, in the consolidated and the Bank's financial statements as at December 31, 2001 of Baht 44,395.4 million and Baht 44,204.5 million, respectively. As at December 31, 2001, the Bank was carrying out the qualitative loans reviews per the BOT's notifications dated August 26, 1998 as an ongoing process. Nevertheless, the Bank has established its own qualitative loan review procedures and therefore, believes that the effect on the financial statements for the year ended December 31, 2001 would not be material, had the Bank completed qualitative loan review procedures as required by the Guidelines. Subsequently, the BOT had replaced the Guidelines on qualitative loans reviews with the new guidelines regarding the amendment of the regulations of qualitative reviews of loans, commitments and its related report dated September 20, 2002 and December 20, 2002. One of the main requirements is to require banks to perform qualitative reviews of their loans and commitments in accordance with the new guidelines at 25% of outstanding loans and commitments at the end of the year 2002. As at December 31, 2002, the Bank has complied with the new guidelines.

As described in Note 1 to the financial statements, Thailand and many other Asia-Pacific countries continue to experience economic difficulties. Such conditions have affected and may continue to adversely affect bank operations in Thailand including the Bank and its subsidiaries.



Dr. Suphamit Techamontrikul  
Certified Public Accountant (Thailand)  
Registration No. 3356  
DELOITTE TOUCHE TOHMATSU JAIYOS

BANGKOK  
February 14, 2003

# Balance Sheets

BANGKOK BANK PUBLIC COMPANY LIMITED AND SUBSIDIARIES  
AS AT DECEMBER 31,

	(Baht)			
	CONSOLIDATED FINANCIAL STATEMENTS		THE BANK'S FINANCIAL STATEMENTS	
	2002	2001	2002	2001
<b>ASSETS</b>				
CASH	23,899,817,994	16,141,827,206	23,783,877,885	16,017,906,106
INTERBANK AND MONEY MARKET ITEMS (Note 4.2)				
Domestic items				
Interest bearing	9,060,526,374	8,061,710,138	8,506,960,463	8,034,393,613
Non - interest bearing	7,261,656,656	6,123,426,962	7,224,865,547	6,045,782,753
Foreign items				
Interest bearing	109,828,925,391	190,989,905,464	119,862,093,521	199,374,001,384
Non - interest bearing	4,487,721,233	4,827,409,861	4,114,493,453	4,615,753,559
Total interbank and money market items, net	130,638,829,654	210,002,452,425	139,708,412,984	218,069,931,309
SECURITIES PURCHASED UNDER RESALE AGREEMENTS (Note 4.3)	6,180,000,000	26,242,000,000	6,000,000,000	25,521,000,000
INVESTMENTS (Notes 3.4 and 4.4)				
Current investments, net	65,894,182,824	39,398,047,615	59,826,059,266	37,082,047,050
Long - term investments, net	255,076,762,725	222,292,023,344	250,391,240,857	217,246,151,062
Investments in subsidiaries and associated companies, net	2,322,423,843	3,304,201,867	7,944,294,793	8,962,937,027
Total investments, net	323,293,369,392	264,994,272,826	318,161,594,916	263,291,135,139
LOANS AND ACCRUED INTEREST RECEIVABLE				
Loans (Notes 3.5 and 4.5)	837,853,886,685	723,787,711,147	830,622,403,628	718,141,549,019
Accrued interest receivable	1,473,371,725	1,767,061,407	1,459,147,451	1,755,760,050
Total loans and accrued interest receivable	839,327,258,410	725,554,772,554	832,081,551,079	719,897,309,069
Less Allowance for doubtful accounts (Notes 3.6 and 4.6)	(138,137,319,243)	(58,142,531,117)	(137,529,844,164)	(57,434,673,807)
Less Revaluation allowance for debt restructuring (Note 4.7)	(13,224,311,237)	(11,118,703,574)	(13,224,311,237)	(11,104,813,196)
Total loans and accrued interest receivable, net	687,965,627,930	656,293,537,863	681,327,395,678	651,357,822,066
PROPERTIES FORECLOSED, NET (Notes 3.8 and 4.8)	33,741,081,616	31,880,795,548	31,605,689,578	29,530,672,523
CUSTOMERS' LIABILITIES UNDER ACCEPTANCES	1,178,513,869	2,277,110,455	1,178,513,869	1,392,070,455
PREMISES AND EQUIPMENT, NET (Notes 3.9 and 4.9)	30,027,940,763	30,311,352,793	29,846,121,188	30,130,153,338
LEGAL EXPENSE PAID IN ADVANCE	1,925,871,864	2,186,045,881	1,921,086,447	2,179,285,376
ACCRUED INTEREST RECEIVABLE FROM INVESTMENTS	3,893,854,492	3,397,428,279	3,733,209,068	3,235,077,290
LEASEHOLD, NET (Note 3.11)	2,698,225,088	2,953,414,569	2,698,225,088	2,953,414,569
OTHER ASSETS, NET	5,512,546,078	5,824,643,634	5,134,335,606	5,069,075,804
<b>TOTAL ASSETS</b>	<b>1,250,955,678,740</b>	<b>1,252,504,881,479</b>	<b>1,245,098,462,307</b>	<b>1,248,747,543,975</b>

Notes to the financial statements form an integral part of these financial statements



**Balance Sheets****(Continued)**

(Baht)

	CONSOLIDATED FINANCIAL STATEMENTS		THE BANK'S FINANCIAL STATEMENTS	
	2002	2001	2002	2001
<b>LIABILITIES AND SHAREHOLDERS' EQUITY</b>				
DEPOSITS (Note 4.10)				
Deposits in Baht	977,677,526,140	985,179,206,760	975,658,350,630	983,506,453,249
Deposits in foreign currencies	93,016,907,507	94,438,364,990	87,006,319,962	88,424,089,604
Total deposits	1,070,694,433,647	1,079,617,571,750	1,062,664,670,592	1,071,930,542,853
INTERBANK AND MONEY MARKET ITEMS (Note 4.11)				
Domestic items				
Interest bearing	1,783,215,463	5,960,883,087	1,783,215,463	6,007,415,786
Non - interest bearing	2,353,200,508	1,900,042,732	2,406,006,617	1,908,823,771
Foreign items				
Interest bearing	15,777,177,291	14,653,135,650	18,374,098,271	19,971,577,176
Non - interest bearing	1,389,229,244	1,390,172,610	1,433,208,763	1,431,010,165
Total interbank and money market items, net	21,302,822,506	23,904,234,079	23,996,529,114	29,318,826,898
LIABILITIES PAYABLE ON DEMAND	3,592,004,734	3,571,478,064	3,549,489,211	3,497,921,102
BORROWINGS (Note 4.12)				
Short - term borrowings	4,356,299,115	4,356,299,115	4,356,299,115	4,356,299,115
Long - term borrowings	39,928,654,861	39,688,471,653	39,928,654,861	39,688,471,653
Total borrowings	44,284,953,976	44,044,770,768	44,284,953,976	44,044,770,768
SUBORDINATED DEBENTURES CUM PREFERRED SHARES (Note 4.18)	34,496,550,000	34,496,550,000	34,496,550,000	34,496,550,000
BANK'S LIABILITIES UNDER ACCEPTANCES	1,178,513,869	2,277,110,455	1,178,513,869	1,392,070,455
INTEREST PAYABLE	4,640,064,141	5,748,988,594	4,590,758,385	5,726,362,872
INTER ACCOUNT BALANCE, NET	6,080,468,964	5,519,337,506	6,072,280,876	5,502,468,602
OTHER LIABILITIES	8,991,329,065	9,993,562,470	8,762,592,801	9,640,894,922
<b>TOTAL LIABILITIES</b>	<b>1,195,261,140,902</b>	<b>1,209,173,603,686</b>	<b>1,189,596,338,824</b>	<b>1,205,550,408,472</b>
SHAREHOLDERS' EQUITY				
SHARE CAPITAL (Note 4.19)				
Registered share capital				
3,998,000,000 ordinary shares of Baht 10 each	39,980,000,000	39,980,000,000	39,980,000,000	39,980,000,000
2,000,000 preferred shares of Baht 10 each	20,000,000	20,000,000	20,000,000	20,000,000
Issued and paid - up share capital				
1,466,495,694 ordinary shares of Baht 10 each	14,664,956,940	14,664,956,940	14,664,956,940	14,664,956,940
345,000 preferred shares of Baht 10 each (Notes 4.18 and 4.19)	3,450,000	3,450,000	3,450,000	3,450,000

# Balance Sheets

BANGKOK BANK PUBLIC COMPANY LIMITED AND SUBSIDIARIES  
AS AT DECEMBER 31,

(Continued)

(Baht)

	CONSOLIDATED FINANCIAL STATEMENTS		THE BANK'S FINANCIAL STATEMENTS	
	2002	2001	2002	2001
<b>LIABILITIES AND SHAREHOLDERS' EQUITY</b> <b>(continued)</b>				
PREMIUM ON ORDINARY SHARE CAPITAL	49,741,738,452	49,741,738,452	49,741,738,452	49,741,738,452
UNREALIZED INCREMENT PER LAND APPRAISAL (Note 3.9)	10,209,272,989	10,293,557,225	10,209,272,989	10,293,557,225
UNREALIZED INCREMENT PER PREMISES APPRAISAL (Note 3.9)	5,655,283,543	6,257,794,426	5,655,283,543	6,257,794,426
FOREIGN EXCHANGE ADJUSTMENT	1,584,794,664	1,783,339,273	1,584,794,664	1,783,339,273
UNREALIZED GAINS ON INVESTMENT (Note 3.4)	13,896,851,337	8,538,151,062	13,896,851,337	8,538,151,062
UNREALIZED LOSSES ON INVESTMENT (Note 3.4)	(2,448,629,103)	(3,364,166,192)	(2,448,629,103)	(3,364,166,192)
RETAINED EARNINGS (DEFICIT)				
Appropriated				
Legal reserves (Note 4.22)	11,544,800,000	11,544,800,000	11,544,800,000	11,544,800,000
Other reserves (Note 4.22)	63,266,975,948	63,266,975,948	63,266,975,948	63,266,975,948
Unappropriated (Deficit)	(112,617,371,287)	(119,533,461,631)	(112,617,371,287)	(119,533,461,631)
TOTAL	55,502,123,483	43,197,135,503	55,502,123,483	43,197,135,503
MINORITY INTEREST	192,414,355	134,142,290	-	-
TOTAL SHAREHOLDERS' EQUITY, NET	55,694,537,838	43,331,277,793	55,502,123,483	43,197,135,503
<b>TOTAL LIABILITIES AND SHAREHOLDERS' EQUITY</b>	<b>1,250,955,678,740</b>	<b>1,252,504,881,479</b>	<b>1,245,098,462,307</b>	<b>1,248,747,543,975</b>
<b>OFF - BALANCE - SHEET ITEMS</b> <b>CONTINGENCIES (Note 4.23)</b>				
AVALS TO BILLS AND GUARANTEES OF LOANS	20,964,323,977	27,197,338,490	20,890,823,977	27,197,338,490
LIABILITY UNDER UNMATURED IMPORT BILLS	8,920,775,091	8,991,455,877	8,824,740,556	8,906,988,869
LETTERS OF CREDIT	26,143,944,990	19,835,359,665	25,933,002,861	19,688,882,774
OTHER CONTINGENCIES	522,172,553,145	535,374,724,294	538,208,714,781	551,142,962,126



(Mr. Chatsiri Sophonpanich)  
President



(Mr. Teera Aphaiwongse)  
Senior Executive Vice President

Notes to the financial statements form an integral part of these financial statements

# Statements Of Income

BANGKOK BANK PUBLIC COMPANY LIMITED AND SUBSIDIARIES  
FOR THE YEARS ENDED DECEMBER 31,

	(Baht)			
	CONSOLIDATED FINANCIAL STATEMENTS		THE BANK'S FINANCIAL STATEMENTS	
	2002	2001	2002	2001
INTEREST AND DIVIDEND INCOME				
Interest on loans	34,640,266,708	40,183,422,078	34,275,116,493	39,916,051,316
Interest on interbank and money market items	5,747,673,599	9,411,357,778	6,292,379,735	10,105,971,668
Hire purchase and financial lease income	751,059	2,284,705	-	-
Investments	12,116,644,373	10,922,730,326	11,621,362,465	10,388,569,092
Total interest and dividend income	52,505,335,739	60,519,794,887	52,188,858,693	60,410,592,076
INTEREST EXPENSES				
Interest on deposits	19,540,459,848	25,195,848,004	19,314,670,108	24,991,648,851
Interest on interbank and money market items	586,981,173	1,377,021,181	634,845,997	1,545,288,585
Interest on short - term borrowings	1,726,821,272	2,385,839,398	1,726,821,272	2,412,670,630
Interest on long - term borrowings	8,186,283,099	7,728,968,732	8,186,283,099	7,728,968,732
Total interest expenses	30,040,545,392	36,687,677,315	29,862,620,476	36,678,576,798
NET INTEREST AND DIVIDEND INCOME	22,464,790,347	23,832,117,572	22,326,238,217	23,732,015,278
BAD DEBT AND DOUBTFUL ACCOUNTS				
(REVERSAL) (Note 4.6)	(8,137,531,908)	(3,603,345,307)	(8,185,593,020)	(3,258,951,190)
LOSS ON DEBT RESTRUCTURING	12,416,730,736	8,713,481,098	12,416,730,736	8,713,481,098
NET INTEREST AND DIVIDEND INCOME AFTER BAD DEBT AND DOUBTFUL ACCOUNTS AND LOSS ON DEBT RESTRUCTURING	18,185,591,519	18,721,981,781	18,095,100,501	18,277,485,370
NON - INTEREST INCOME				
Gain (loss) on investments, net	192,039,430	170,194,279	184,270,818	(292,797,802)
Equity in undistributed net income (loss) of subsidiaries and associated companies	(436,436,338)	123,311,605	(456,859,015)	1,053,606,121
Fees and service income				
Acceptances, aval and guarantees	347,482,687	440,115,255	347,138,044	440,105,755
Others	10,941,545,830	9,462,979,313	10,495,549,333	9,383,450,706
Gain on exchange, net	2,335,371,213	1,512,476,033	2,294,376,717	1,372,882,531
Other income	1,712,752,076	581,953,753	1,661,252,080	469,504,406
Total non - interest income	15,092,754,898	12,291,030,238	14,525,727,977	12,426,751,717
NET INTEREST AND DIVIDEND INCOME AFTER BAD DEBT AND DOUBTFUL ACCOUNTS AND LOSS ON DEBT RESTRUCTURING AND NON - INTEREST INCOME	33,278,346,417	31,013,012,019	32,620,828,478	30,704,237,087

# Statements Of Income

BANGKOK BANK PUBLIC COMPANY LIMITED AND SUBSIDIARIES  
FOR THE YEARS ENDED DECEMBER 31,

(Continued)

(Baht)

	CONSOLIDATED FINANCIAL STATEMENTS		THE BANK'S FINANCIAL STATEMENTS	
	2002	2001	2002	2001
NON - INTEREST EXPENSES				
Personnel expenses	8,600,642,283	8,553,678,490	8,283,402,327	8,435,242,265
Premises and equipment expenses	4,910,001,976	4,563,192,823	4,777,993,975	4,530,102,002
Taxes and duties	2,078,089,890	2,009,616,393	2,067,681,386	2,001,643,252
Fees and service expenses	1,968,863,684	1,562,099,277	1,910,867,666	1,553,244,820
Directors' remuneration	34,471,304	32,096,000	30,773,305	29,360,000
Contributions to the Financial Institutions				
Development Fund	4,113,102,055	4,132,008,525	4,105,521,532	4,128,748,822
Other expenses	5,286,662,930	3,673,485,287	5,173,604,368	3,541,527,783
Total non - interest expenses	26,991,834,122	24,526,176,795	26,349,844,559	24,219,868,944
INCOME BEFORE INCOME TAX	6,286,512,295	6,486,835,224	6,270,983,919	6,484,368,143
INCOME TAX EXPENSES (Note 4.28)	7,196,918	4,099,220	-	-
INCOME BEFORE MINORITY INTEREST	6,279,315,377	6,482,736,004	6,270,983,919	6,484,368,143
MINORITY INTERESTS IN SUBSIDIARIES' PROFIT (LOSS)	8,331,458	(1,632,139)	-	-
<b>NET INCOME</b>	6,270,983,919	6,484,368,143	6,270,983,919	6,484,368,143
<b>BASIC EARNINGS PER SHARE (Note 3.16)</b>	4.28	4.42	4.28	4.42
<b>WEIGHTED AVERAGE NUMBER</b>				
<b>OF ORDINARY SHARES</b>				
<b>SHARES</b>	1,466,495,694	1,466,495,694	1,466,495,694	1,466,495,694



(Mr. Chatsiri Sophonpanich)

President



(Mr. Teera Aphaiwongse)

Senior Executive Vice President

Notes to the financial statements form an integral part of these financial statements

BANGKOK BANK PUBLIC COMPANY LIMITED AND SUBSIDIARIES  
FOR THE YEARS ENDED DECEMBER 31,

## Statements Of Changes In Shareholders' Equity

(Baht)

	CONSOLIDATED FINANCIAL STATEMENTS		THE BANK'S FINANCIAL STATEMENTS	
	2002	2001	2002	2001
ORDINARY SHARE CAPITAL				
Beginning balance	14,664,956,940	14,664,956,940	14,664,956,940	14,664,956,940
Ending balance	14,664,956,940	14,664,956,940	14,664,956,940	14,664,956,940
PREFERRED SHARES				
Beginning balance	3,450,000	3,450,000	3,450,000	3,450,000
Ending balance	3,450,000	3,450,000	3,450,000	3,450,000
PREMIUM ON ORDINARY SHARE CAPITAL				
Beginning balance	49,741,738,452	49,741,738,452	49,741,738,452	49,741,738,452
Ending balance	49,741,738,452	49,741,738,452	49,741,738,452	49,741,738,452
UNREALIZED INCREMENT PER LAND APPRAISAL				
Beginning balance	10,293,557,225	10,188,625,049	10,293,557,225	10,188,625,049
Additions (Deductions)	(84,284,236)	104,932,176	(84,284,236)	104,932,176
Ending balance	10,209,272,989	10,293,557,225	10,209,272,989	10,293,557,225
UNREALIZED INCREMENT PER PREMISES APPRAISAL				
Beginning balance	6,257,794,426	6,879,427,051	6,257,794,426	6,879,427,051
Deductions	(602,510,883)	(621,632,625)	(602,510,883)	(621,632,625)
Ending balance	5,655,283,543	6,257,794,426	5,655,283,543	6,257,794,426
FOREIGN EXCHANGE ADJUSTMENT				
Beginning balance	1,783,339,273	1,817,723,520	1,783,339,273	1,817,723,520
Deductions	(198,544,609)	(34,384,247)	(198,544,609)	(34,384,247)
Ending balance	1,584,794,664	1,783,339,273	1,584,794,664	1,783,339,273
UNREALIZED GAINS ON INVESTMENTS				
Beginning balance	8,538,151,062	5,588,564,929	8,538,151,062	5,588,564,929
Additions	5,358,700,275	2,949,586,133	5,358,700,275	2,949,586,133
Ending balance	13,896,851,337	8,538,151,062	13,896,851,337	8,538,151,062
UNREALIZED LOSSES ON INVESTMENTS				
Beginning balance	(3,364,166,192)	(3,100,294,830)	(3,364,166,192)	(3,100,294,830)
Deductions (Additions)	915,537,089	(263,871,362)	915,537,089	(263,871,362)
Ending balance	(2,448,629,103)	(3,364,166,192)	(2,448,629,103)	(3,364,166,192)

## Statements Of Changes In Shareholders' Equity (Continued)

(Baht)

	CONSOLIDATED FINANCIAL STATEMENTS		THE BANK'S FINANCIAL STATEMENTS	
	2002	2001	2002	2001
RETAINED EARNINGS (DEFICIT)				
Appropriated				
LEGAL RESERVES				
Beginning balance	11,544,800,000	11,544,800,000	11,544,800,000	11,544,800,000
Ending balance	11,544,800,000	11,544,800,000	11,544,800,000	11,544,800,000
OTHER RESERVES				
Beginning balance	63,266,975,948	63,266,975,948	63,266,975,948	63,266,975,948
Ending balance	63,266,975,948	63,266,975,948	63,266,975,948	63,266,975,948
Unappropriated (deficit)				
Beginning balance	(119,533,461,631)	(126,639,324,267)	(119,533,461,631)	(126,639,324,267)
Additions - Net income	6,270,983,919	6,484,368,143	6,270,983,919	6,484,368,143
- Depreciation of building - appraisal (Note 4.1.2.5)	645,106,425	621,494,493	645,106,425	621,494,493
Ending balance	(112,617,371,287)	(119,533,461,631)	(112,617,371,287)	(119,533,461,631)
MINORITY INTEREST				
Beginning balance	134,142,290	22,202,259	-	-
Additions	58,272,065	111,940,031	-	-
Ending balance	192,414,355	134,142,290	-	-
<b>TOTAL</b>	<b>55,694,537,838</b>	<b>43,331,277,793</b>	<b>55,502,123,483</b>	<b>43,197,135,503</b>

Notes to the financial statements form an integral part of these financial statements

# Statements Of Cash Flows

BANGKOK BANK PUBLIC COMPANY LIMITED AND SUBSIDIARIES  
FOR THE YEARS ENDED DECEMBER 31,

	(Baht)			
	CONSOLIDATED FINANCIAL STATEMENTS		THE BANK'S FINANCIAL STATEMENTS	
	2002	2001	2002	2001
<b>CASH FLOWS FROM OPERATING ACTIVITIES</b>				
Net income	6,270,983,919	6,484,368,143	6,270,983,919	6,484,368,143
Item to reconcile net income to net cash flows from operating activities				
Depreciation and amortization expenses	10,048,241,433	10,458,024,812	10,064,812,292	10,487,200,252
Bad debt and doubtful accounts (reversal)	(8,137,531,908)	(3,603,345,307)	(8,185,593,020)	(3,258,951,190)
Loss on debt restructuring	12,416,730,736	8,713,481,098	12,416,730,736	8,713,481,098
Loss (gain) on foreign exchange	1,350,263,720	(416,920,970)	1,351,136,215	(416,920,970)
Loss (gain) on disposal of assets	(139,880,064)	5,783,829	(137,670,665)	7,088,517
Unrealized loss (gain) on revaluation of trading securities	96,853,412	(68,799,545)	96,853,412	30,729,453
Gain on disposal of securities for investment	(1,632,540,765)	(2,120,447,347)	(1,624,676,152)	(1,848,631,594)
Loss on impairment of investments	1,158,700,388	2,309,509,951	1,158,700,388	2,309,509,951
Loss from investments written off	417,554,431	-	417,554,431	-
Gain on reversal of impairment of investments	(24,185,368)	(117,169,127)	(24,185,368)	(117,169,127)
Gain on transfer of investments	-	(26,583,495)	-	(26,583,495)
Gain on revaluation of land and premises	(11,299,706)	(2,157,592)	(11,299,706)	(2,157,592)
Equity in undistributed net loss (income) of subsidiaries and associated companies	436,436,338	(123,311,605)	456,859,015	(1,053,606,121)
Dividend income from subsidiaries and associated companies	24,497,130	38,196,162	24,497,130	39,146,153
Stock dividend received	(9,968,250)	-	(9,968,250)	-
Loss on impairment of properties foreclosed	1,103,518,979	667,093,846	1,033,058,319	550,602,058
Gain on reversal of impairment of properties foreclosed	(20,515,340)	(67,042,598)	-	(65,213,850)
Loss on impairment of other assets	167,462,126	41,381,102	163,756,830	41,381,102
Loss from redemption prior to the maturity of subordinated bonds	9,923,216	-	9,923,216	-
Accrued interest receivable and dividend decrease (increase)	1,227,406,812	(782,295,820)	971,898,102	(542,933,456)
Accrued receivable - other increase	(73,460)	(61,406,107)	(56,098,087)	(4,436,493)
Accrued interest payable decrease	(1,108,924,454)	(2,117,369,934)	(1,135,604,487)	(2,185,126,061)
Accrued other expenses increase (decrease)	50,176,155	(203,784,195)	5,986,561	(206,422,587)
Minority interest in profit (loss) of subsidiaries	8,331,458	(1,632,139)	-	-

# Statements Of Cash Flows

BANGKOK BANK PUBLIC COMPANY LIMITED AND SUBSIDIARIES  
FOR THE YEARS ENDED DECEMBER 31,

(Continued)

(Baht)

	CONSOLIDATED FINANCIAL STATEMENTS		THE BANK'S FINANCIAL STATEMENTS	
	2002	2001	2002	2001
<b>CASH FLOWS FROM OPERATING ACTIVITIES</b>				
<b>(continued)</b>				
Income from operations before changes in operating assets and liabilities	23,702,160,938	19,005,573,162	23,257,654,831	18,935,354,191
Operating assets (increase) decrease				
Interbank and money market items	75,827,383,674	(5,539,731,512)	75,101,221,153	(4,111,050,183)
Negotiable certificates of deposit	1,317,245,944	21,891,616	1,317,245,944	21,891,616
Securities purchased under resale agreements	20,062,000,000	20,158,000,000	19,521,000,000	20,879,000,000
Current investments - trading securities	3,334,709,172	146,953,803	3,334,709,172	(283,959,725)
Loans	(43,896,764,559)	27,193,410,569	(42,375,365,358)	27,980,068,234
Properties foreclosed	1,869,395,527	958,970,136	1,643,325,204	1,182,192,640
Other assets	514,233,877	(2,642,788,681)	159,595,859	(2,395,971,904)
Operating liabilities increase (decrease)				
Interbank and money market items	(2,601,411,574)	(16,534,159,620)	(5,322,297,784)	(14,675,220,477)
Negotiable certificates of deposit	(27,930,132)	181,429,332	(6,950,154)	(109,152,970)
Deposits	(8,895,207,971)	40,114,922,081	(9,258,922,107)	38,528,737,849
Liabilities payable on demand	20,526,670	165,437,814	51,568,109	351,057,692
Securities sold under repurchase agreements	-	(2,700,000,000)	-	(2,700,000,000)
Other liabilities	(3,004,907,307)	2,737,957,242	(2,588,279,268)	2,829,824,201
Net cash provided by operating activities	68,221,434,259	83,267,865,942	64,834,505,601	86,432,771,164
<b>CASH FLOWS FROM INVESTING ACTIVITIES</b>				
Purchase of available for sale securities	(257,767,519,928)	(123,822,410,893)	(255,588,482,565)	(119,863,122,861)
Proceeds from disposal of available for sale securities	203,495,886,940	72,520,590,172	201,236,766,114	70,203,862,622
Purchase of held to maturity debt securities	(30,863,157,434)	(27,098,332,258)	(19,378,786,351)	(23,672,617,884)
Proceeds from redemption of held to maturity debt securities	30,839,634,758	16,596,015,206	22,791,640,023	11,290,001,380
Purchase of general investments	(518,262,032)	(299,921,966)	(518,262,032)	(299,296,966)



**Statements Of Cash Flows****(Continued)**

	(Baht)			
	CONSOLIDATED FINANCIAL STATEMENTS		THE BANK'S FINANCIAL STATEMENTS	
	2002	2001	2002	2001
<b>CASH FLOWS FROM INVESTING ACTIVITIES</b>				
<b>(continued)</b>				
Proceeds from disposal of general investments	1,270,503,676	1,465,186,349	1,270,503,676	1,473,006,349
Purchase of investments in subsidiaries and associated companies	-	-	-	(150,158,476)
Proceeds from disposal of investments in subsidiaries and associated companies	7,800,000	135,000,003	7,800,000	135,000,565
Purchase of premises, equipment and leasehold	(1,868,914,011)	(1,809,123,074)	(1,824,725,995)	(1,733,860,358)
Proceeds from disposal of premises, equipment and leasehold	155,034,952	35,447,430	148,451,263	33,748,893
Net cash used in investing activities	(55,248,993,079)	(62,277,549,031)	(51,855,095,867)	(62,583,436,736)
<b>CASH FLOWS FROM FINANCING ACTIVITIES</b>				
Cash paid for floating rate note	-	(3,420,362,988)	-	(3,420,362,988)
Cash paid for redemption prior to the maturity of convertible bonds	-	(12,523,342,123)	-	(15,452,544,107)
Cash paid for redemption prior to the maturity of subordinated bonds	(210,454,600)	-	(210,454,600)	-
Cash paid for subordinated bonds extinguishment	(5,060,000,000)	(5,060,000,000)	(5,060,000,000)	(5,060,000,000)
Net cash used in financing activities	(5,270,454,600)	(21,003,705,111)	(5,270,454,600)	(23,932,907,095)
Effect on cash due to changes in the exchange rates	56,004,207	(22,291,071)	57,016,644	(23,419,028)
Net increase (decrease) in cash	7,757,990,787	(35,679,271)	7,765,971,778	(106,991,695)
Cash as at January 1,	16,141,827,207	16,177,506,477	16,017,906,107	16,124,897,801
<b>CASH AS AT DECEMBER 31,</b>	<b>23,899,817,994</b>	<b>16,141,827,206</b>	<b>23,783,877,885</b>	<b>16,017,906,106</b>

## NOTES to the Consolidated and the Bank's Financial Statements

### 1. ECONOMIC SITUATION AND THE OPERATIONS OF THE BANK AND ITS SUBSIDIARIES

#### 1.1 Economic situation and the operations of the Bank and its subsidiaries

Thailand and many Asia - Pacific countries continued to experience economic difficulties. Such conditions have affected and may continue to adversely affect bank operations in Thailand, including Bangkok Bank Public Company Limited. The presenting consolidated and Bank's financial statements reflect management's assessment of the possible impact of the economic conditions on the financial position of the Bank and subsidiaries. The ultimate effect of such uncertainties on the financial position of the Bank and subsidiaries cannot be presently determined.

#### 1.2 Allowance for doubtful accounts

The allowance for doubtful accounts is determined based on the Bank of Thailand's (the BOT) regulations and guidelines to estimate the minimum required allowance for doubtful accounts. The BOT's guidelines require banks to categorize their loan portfolios into six categories subject to different levels of provisioning and established new interest accrual and reversal policies and maximum collateral valuation limits for the purpose of calculating the allowance for doubtful accounts. The guidelines require banks to perform the qualitative reviews of their loans and commitments, including off - balance - sheet exposures, on a periodic basis and to implement appropriate risk management systems and controls. During the half year ended June 30, 2002, the Bank was carrying out the qualitative loans reviews as an on going process in accordance with the BOT's guidelines in effect at the time which may continue to affect the classification and therefore the estimate of allowance for doubtful accounts. Nevertheless, the Bank had set forth alternative qualitative loan review procedures, which the Bank believes that the effect on the financial statements for the half year ended June 30, 2002 and for the year ended December 31, 2001 would not be material, had the Bank completed qualitative loan review procedures as required by the BOT's guidelines. However, for the second half of the year 2002, the BOT had replaced the guidelines on qualitative loans reviews per the BOT's notification dated August 26, 1998 with the new guidelines regarding the amendment of the regulations of qualitative review of loans, commitments and its related reports dated September 20, 2002 and December 20, 2002, which requires banks to perform qualitative reviews of their loans and commitments in accordance with the new guidelines at 25% of outstanding loans and commitments as at the end of the year 2002. As at December 31, 2002, the Bank was fully in compliance with such requirement.

The BOT has also issued additional guidelines clarifying the above guidelines, regarding the basis for debt restructuring and collateral appraisal of the financial institutions, worthless or irrecoverable assets or assets with doubtful value of recoverability and reports to be submitted to the BOT.

### 1.3 Other regulatory requirements

The Bank is subject to various capital and regulatory requirements administered by the BOT. Under these capital adequacy guidelines and the regulatory framework for prompt corrective action, the Bank must satisfy specific capital guidelines that involve quantitative measurements of the Bank's assets, liabilities and certain off - balance - sheet items as calculated in accordance with regulatory requirements. The Bank's capital amounts and classification are also subject to qualitative judgement by the BOT about components, risk weightings and other factors. The Bank believes that as at December 31, 2002 and 2001, the Bank met all capital adequacy requirements. However, these capital and regulatory requirements are subject to change, as considered necessary by the BOT.

## 2. BASIS FOR PREPARATION OF THE CONSOLIDATED FINANCIAL STATEMENTS AND THE BANK'S FINANCIAL STATEMENTS

Bangkok Bank Public Company Limited is a public company registered in the Kingdom of Thailand with its head office located at 333 Silom Road, Bangrak, Bangkok. The Bank's main business is commercial banking and the Bank conducts its businesses through a network of branches covering all parts of Thailand and some major parts of the world. As at December 31, 2002 and 2001, the Bank has a total staff of 18,416 and 18,705, respectively.

**2.1** The consolidated financial statements and the Bank's financial statements are presented in accordance with the BOT's notification regarding the balance sheets and statements of income of commercial banks dated May 10, 2001, and its related letter of July 9, 2001.

The Bank prepares its statutory financial statements in the Thai language in conformity with financial accounting standards in Thailand and as stated above. The accompanying financial statements are prepared in accordance with requirement accounting principles and practices generally accepted in Thailand.

**2.2** The consolidated financial statements include the accounts of all branches of the Bank and its six subsidiaries and eliminate significant business transactions and outstanding balances between the Bank and its subsidiaries. The six subsidiaries are BBL (Cayman) Limited, Bangkok Bank Berhad, Bualuang Finance Company Limited (formerly known as Thaksin Finance Company Limited), Sinsubtawee Asset Management Company Limited, Bualuang Capital Augmented Preferred Securities (CAPS) Fund, the juristic entity established to raise capital on behalf of the Bank, and BBL Asset Management Company Limited. The consolidated financial statements do not include the financial statements of Noble Place Company Limited and Thai Precision Manufacturing Company Limited in which the Bank holds 60.61% and 59.77%, respectively, stake through debt restructuring as the Bank intends to hold such investments on a temporary basis. Noble Place Company Limited reported total assets in their December 31, 2000 audited financial statements amounting to Baht 730.4 million and Thai Precision Manufacturing Company Limited reported total assets in their December 31, 2001 audited financial statements amounting to Baht 776.2 million.

The consolidated financial statements for the years ended December 31, 2002 and 2001 also included BBL Nominees (Tempatan) SDN BHD and BBL Nominees (Asing) SDN BHD, the 100.00% owned subsidiaries of Bangkok Bank Berhad.

In addition, the consolidated financial statements for the years ended December 31, 2002 and 2001 also included Bualuang Securities Company Limited the 65.00% and 81.25% owned subsidiary of Bualuang Finance Company Limited, respectively.

All subsidiaries of the Bank were registered in the Kingdom of Thailand except for BBL (Cayman) Limited which was registered in Cayman Islands British West Indies and Bangkok Bank Berhad which was registered in Malaysia.

**2.3** The Bank's financial statements include the accounts of all branches of the Bank and account for investment in subsidiaries and associated companies by the equity method. However, the Bank's interest in subsidiaries was taken from the audited financial statements of these companies and the Bank's interest in associated companies' equity was taken from the unaudited financial statements of these companies except for Asia Credit Public Company Limited's financial statements which has been audited.

#### **2.4** Reclassifications

The financial statements for the year ended December 31, 2001 were reclassified into a new format so as to be in accordance with the presentation of the financial statements for the year 2002 as follows :

#### **The presentation of the financial statements for the year ended December 31, 2002**

- Cash flows from operating activities in the statements of cash flows includes gains (losses) on revaluation of forward contracts in losses (gains) on foreign exchange.
- Investing activities in the statements of cash flows were presented as purchase of investment and proceeds from sales of investment in available for sale securities, held to maturity debt securities, general investments and investment in subsidiaries and associated companies.

#### **The presentation of the financial statements for the year ended December 31, 2001**

- Cash flows from operating activities in the statements of cash flows includes gains (losses) on revaluation of forward contracts in other liabilities.
- Investing activities in the statements of cash flows were presented as current investments and long-term investments on a net basis.

The Bank recategorized interest on short - term borrowings and interest on long-term borrowings in statements of income for the year ended December 31, 2001 for the purpose of comparing financial statement figures.

### **3. SIGNIFICANT ACCOUNTING POLICIES**

#### **3.1** Recognition of interest income

The Bank recognizes interest income from loans on an accrual basis, except for interest which was accrued over 3 months, such interest is recognized when received. The Bank reverses all accrued interest income for items which are no longer on an accrual basis.

#### **3.2** Recognition of interest expenses and other expenses

The Bank recognizes interest expenses and other expenses includes contribution to the Financial Institutions Development Fund on an accrual basis.

### 3.3 Cash

Cash are cash on hand and cash in transit.

### 3.4 Investments

The Bank's investments portfolios, consisting of debt, equity securities and investments in receivables are classified as trading securities, available for sale securities, held to maturity securities, general investment and investment in subsidiaries and associated companies which the Bank presents as current investments, long - term investments, and investments in subsidiaries and associated companies.

Current investments are investments which the Bank intends to hold for one year or less. Current investments include trading securities, available for sale securities and debt securities maturing within one year.

Long - term investments are investments which the Bank intends to hold for more than one year. Long - term investments include equity securities that are classified as available for sale securities, general investment and debt securities maturing more than one year.

Investment in debt securities or marketable equity securities with readily determinable market values that are acquired with the intent to hold for a short period of time in order to take advantage of anticipated changes in market values are classified as trading securities and carried at fair value. Unrealized gains and losses from changes in fair value are recognized as non - interest income.

Debt securities and investments in receivables for which the Bank has the intent and the ability to hold until maturity are classified as held to maturity debt securities and carried at the amortized cost, net of valuation allowances for impairment, if any.

Debt securities, investments in receivables and marketable equity securities with readily determinable market values that are not classified as either held to maturity securities, or trading securities or investments in subsidiaries and associated companies are classified as available for sale securities and carried at fair value, net of valuation allowances for impairment, if any. The unrealized gains or losses related to available for sale securities are reported as a component of shareholders' equity until realized, after which it will be recognized in the statement of income.

Non - marketable equity securities are classified as general investment and carried at cost, net of valuation allowances for impairment, if any.

The Bank presented investment in subsidiaries and associated companies by the equity method, net of valuation allowances for impairment.

The Bank classified the non - negotiable promissory note and the rights of the Bank against the promissory note, which is avaled by the Financial Institutions Development Fund (FIDF) and given to the Bank by the Thai Asset Management Corporation (TAMC) upon entering into the Asset Transfer Agreement in order to transfer impaired assets of the Bank, as held to maturity debt securities.

The Bank recognizes interest income on the aforementioned rights on an accrual basis and concurrently provides reserve for loss sharing from the TAMC by the same amount.

Realized gains and losses arising from the sale of debt and equity securities are computed based on the weighted average method and are included in non - interest income.

Interest income on debt securities is recognized on an accrual basis. The amortization of premiums and accretion of discounts use methods that produce a level yield. Dividend is recognized as income on a cash basis. These are included in interest and dividend income.

Valuation allowances for impairment are established by recognizing an unrealized loss upon impairment of investments in the statement of income as per Bank's assessment.

The fair value calculation of debt instruments

As at December 31, 2002, the fair value of debt instruments is calculated as follows :

- For debt instruments of government, state enterprise bonds and other domestic debt instruments, the Thai Bond Dealing Center debt instruments bid yield is used in the case where debt instruments are listed in the Thai Bond Dealing Center. For such debt instruments that are not listed in the Thai Bond Dealing Center, the average bid yield from three reliable financial institutions will be used.
- For foreign debt instruments, the value quoted by reliable international financial institutions will be used.

As at December 31, 2001, the fair value of debt instruments is calculated as follows :

- For debt instruments of government sector, the monthly auction value of the Bank of Thailand bonds and state enterprise bonds guaranteed by the government is used. If there is no such auction value, the Bank's yield curve for debt instruments of government sector will be used, as per the BOT's guideline. In the case of state enterprise bonds without government guarantee, an appropriate risk premium will be applied.
- For other domestic debt instruments, bid price of reliable financial institutions or the Bank's yield curve for debt instruments of government sector with an appropriate risk premium will be used as deemed appropriate.
- For foreign debt instruments, the value quoted by reliable international financial institutions will be used.

The fair value calculation of equity securities

For marketable equity securities with readily determinable market values, the fair value is determined by the last bid price on The Stock Exchange of Thailand on the last business day of the period. If the last bid price is not available, the last closing price will be used.

Investment in marketable unit trusts are stated at fair value based on redemption value as at the end of the year.

### **3.5 Loans**

Overdrafts are carried at the drawn amounts including interest. Other loans are carried at the principal amounts. Unearned discounts on bills are eliminated from loans. (see Note 4.5)

### **3.6 Allowance for doubtful accounts**

In accordance with the notification of the BOT regarding worthless or irrecoverable assets or assets with doubtful value of recoverability dated February 18, 2002, revoking the notification on the same subject dated March 17, 2000, which required the Bank to write off doubtful of loss loans in excess of collateral and fully provisioned for in accordance with the notification of the BOT. The Bank has considered recording the loans and related allowance for doubtful accounts for doubtful of loss loans which had been written - off, as a written - back in the consolidated and the Bank's balance sheet as at June 30, 2002 amounting to Baht 88,143.3 million\* and Baht 88,034.9 million,\* respectively, to conform with such notification.

---

\* Excluding allowance for doubtful accounts of interbank and money market items amounting to Baht 127.1 million.

As at December 31, 2002 and 2001, the Bank estimated the minimum required allowance for doubtful accounts pursuant to the BOT's guidelines to be Baht 90,879.5 million\* and Baht 13,725.0 million,\*\* respectively, in the consolidated financial statements and Baht 90,469.2 million\* and Baht 13,215.0 million,\*\* respectively, in the Bank's financial statements.

As at December 31, 2002 and 2001, the Bank and its subsidiary companies recorded allowance for doubtful accounts in excess of the minimum required reserves calculated pursuant to the BOT's guidelines in the amount of Baht 47,115.4 million and Baht 44,395.4 million, respectively, in the consolidated financial statements and of Baht 46,918.2 million and Baht 44,204.5 million, respectively, in the Bank's financial statements.

Debts that are determined to be irrecoverable are written off in the period in which the decision is taken. Bad debts recovered are recorded as an increase in allowance for doubtful accounts.

In the event of loss on debt restructuring, the Bank will reduce bad debt and doubtful accounts and allowance for doubtful accounts by the lower amount of loss on debt restructuring or allowance for doubtful accounts recorded in the previous period.

### 3.7 Troubled debt restructurings

The Bank's restructuring methodology includes reduction of principal and/or accrued interest receivable, asset transfer, debt - equity conversion, and modification of payment schedule.

For debt repayment through asset transfer or debt - equity conversion according to debt restructuring contract, the Bank uses conservative basis in recognizing the transferred asset or equity at the lower of recorded loan amount or asset fair value, of which the effect is not material from recording the transfer at the fair value following TAS No. 34.

For debt restructuring using modification of payment schedule, the Bank calculates the fair value of loans based on the present value of the expected future cash flows discounted by the market rate. The Bank applies lending interest rate published by the Bank and in force at the time of restructuring as the benchmarking discount rate in calculating the resulting future loss, and recognizes this loss on restructuring as expense as incurred. Subsequently, the Bank recalculates the above - mentioned future loss periodically using the lending interest rate published by the Bank and in force as at the balance sheet date as the benchmarking discount rate and recognizes the change of the above - mentioned future loss as an increase or decrease in expense in loss on restructuring accounts.

### 3.8 Properties foreclosed

Properties foreclosed consist of immovable and movable properties which are stated at the lower of cost or market value at the date of acquisition. In the event where the Bank considers that there is a decline in net realizable value, the impairment is recognized in the statement of income as a non - interest expense. For the quarter ended September 30, 2002 onwards, net realizable value is determined from the appraised value less related selling expenses.

Gains or losses on disposal of such properties are recognized as non - interest income or expense on the date of disposal.

### 3.9 Premises, equipment and depreciation

In 2000, land and premises were reappraised by independent professional appraisers according to the guidelines established by the BOT. The land and premises increment resulting from the appraisal was recorded in the accounts as

---

\* Excluding allowance for doubtful accounts of interbank and money market items amounting to Baht 162.7 million.

\*\* Excluding allowance for doubtful accounts of interbank and money market items amounting to Baht 28.9 million.

unrealized increment per land and premises appraisal and shown as shareholders' equity. Depreciation of the premises appraisal increase was recognized as an expense in the statement of income and the amortization of the unrealized increment per premises appraisal was transferred to the retained earnings by the same amount of such depreciation. The appraisal decrease was charged directly against any related appraisal increase of the same piece of asset. The residual appraisal decrease was recognized as an expense in the statement of income. (see Note 4.9)

In 2002, condominiums were reappraised by independent professional appraisers according to the guidelines established by the BOT.

Land is stated at new appraised value. Premises is stated at new appraised value net of accumulated depreciation. Equipment is stated at cost net of accumulated depreciation. Depreciation is calculated by the straight - line method, based on the estimated useful lives of the assets, as follows :

Premises - reappraised	20 - 30 years
Premises - newly construct	20 years
Equipment	5 years

Premises and equipment in foreign countries are depreciated at the legal rates applicable in each locality.

### **3.10** Legal expense paid in advance

Legal expense paid in advance represents legal expense paid for the prosecution of defaulting debtors. The Bank has made full allowance for the item as per the BOT's requirement. (see Note 4.6)

### **3.11** Leasehold

Leasehold is stated at cost less amortization. Amortization change is calculated by the straight - line method, based on the lease period, which range between 2-30 years. Leasehold in foreign countries are amortized at the legal rates applicable in each locality.

### **3.12** Assets and liabilities in foreign currencies

Transactions denominated in foreign currencies are translated into Baht at the rates of exchange prevailing at the transaction dates. Balances of assets and liabilities in foreign currencies and forward exchange contracts at the end of the period including the balance sheets of oversea branches and foreign subsidiaries are converted at the reference rates, as announced by the BOT at the end of the period. Statements of income of oversea branches and foreign subsidiaries are converted at the reference rates, as announced by the BOT at the end of the month.

Gains and losses on foreign transactions and translation gains and losses are recognized in the statement of income. Foreign exchange translation of the financial statements of oversea branches and foreign subsidiaries are included as a component in shareholders' equity.

### **3.13** Sales of note receivables

For the sales of bills of exchange and promissory notes, purchased by the Bank, realized gains or losses are computed based on the purchasing cost and are included in non-interest income or expense.

### **3.14** Derivatives

Forward foreign exchange contracts entered into for trading purposes are marked to market with the resultant gains and losses being included in non-interest income in statement of income in the current period. Gains



or losses on such contracts are taken to statement of income in the current period. Contracts entered into for hedging purposes are accounted for in a manner consistent with the accounting treatment of the hedged item.

Interest rate and currency swap agreements entered into for trading purposes are valued at their net present value after allowance for future costs and risk exposure. Gains and losses on such agreements are taken to statement of income in the current period. Agreements entered into for hedging purposes are accounted for in a manner consistent with the accounting treatment of the hedged item.

### **3.15** Income tax

The Bank's income tax expenses, if any, are recorded based on tax paid and tax accrued for the period.

### **3.16** Earnings (losses) per share

Basic earnings (losses) per share are calculated by dividing the net income (loss) by the average number of ordinary shares outstanding, weighted according to time and amount paid.

Diluted earnings (losses) per share are computed from adjusting the net income (loss) attributable to ordinary shares and the number of ordinary shares by the effect of dilutive potential ordinary share. The Bank has issued convertible bonds that the bondholders have the right to convert into ordinary shares. However, as at December 31, 2002 and 2001, since the exercise price of the convertible bonds was higher than the average market value of ordinary shares, calculation of the diluted earnings (losses) per share is not affected.

### **3.17** Provident fund

On June 27, 1990, the Bank registered the provident fund, which is managed by external fund manager, for its staff in accordance with the Provident Fund Act B.E. 2530 (1987). According to the Funds regulations, every employee is entitled to apply for membership. The participating employees' contribution to the fund is at the rate of 3% of employee basic salary while the Bank's contribution is at the rate of 4%. The employees are entitled to benefits upon termination of employment status.

The provident fund for oversea branches are established in accordance with each country's legal requirement and any withdrawal is made in compliance therewith.

The Bank records the contribution to the provident fund as personnel expenses in statements of income on an accrual basis.

### **3.18** Compound financial instruments

The Institute of Certified Accountants and Auditors of Thailand ("ICAAAT") issued the Interpretation of Accounting Standard No.3, on the issue of compound financial instruments by financial institutions. The interpretation requires that in summary,

- 1) The equity instrument component (preferred shares) is valued at fair value, or by reference to ordinary share's market price at the time of issue, if there is no market value for the preferred shares, and the face value is to be recorded separately from the premium.
- 2) The balance of the financial instruments, calculated by the net amount received from the issuance of the financial instruments, deducted by the fair value of equity instrument component, is shown as a liability in the balance sheet.
- 3) The payment for the right under the compound instrument is not recognized as an asset in the balance sheet.

### 3.19 Use of accounting estimates

Preparation of financial statements in conformity with generally accepted accounting principles requires the Bank to make estimates and assumptions that affect the reported amounts of revenues, expenses, assets and liabilities and disclosure of contingent assets and liabilities. Actual results could differ from those estimates.

## 4. ADDITIONAL INFORMATION

### 4.1 Supplementary disclosures of cash flow information.

4.1.1 Cash paid for interest and income tax for the years ended December 31, 2002 and 2001, are as follows :

(Million Baht)

	CONSOLIDATED FINANCIAL STATEMENTS		THE BANK'S FINANCIAL STATEMENTS	
	2002	2001	2002	2001
Interest	31,149.5	38,805.0	30,998.2	38,863.7
Income tax	401.8	378.5	393.8	365.6

4.1.2 Significant non-cash items are as follows :

4.1.2.1 For the year ended December 31, 2002, the Bank recorded an increase in unrealized gain on investment, added to equity, in the consolidated and the Bank's financial statements amounting to Baht 5,358.7 million. The Bank also recorded a decrease in unrealized loss on investment, deducted from equity, in the consolidated and the Bank's financial statements amounting to Baht 915.5 million.

For the year ended December 31, 2001, the Bank recorded an increase in unrealized gain on investment, added to equity, in the consolidated and the Bank's financial statements amounting to Baht 2,949.6 million. The Bank also recorded an increase in unrealized loss on investment, deducted from equity, in the consolidated and the Bank's financial statements amounting to Baht 263.9 million.

4.1.2.2 The Bank has accepted the transfer of equity securities, debt securities and other assets through debt restructuring amounting to Baht 968.1 million, Baht 18.8 million and Baht 4,057.2 million, respectively, for the year ended December 31, 2002 and amounting to Baht 4,165.9 million, Baht 29.6 million and Baht 16,783.4 million, respectively, for the year ended December 31, 2001.

4.1.2.3 For the years ended December 31, 2002 and 2001, the Bank has accepted the non-negotiable promissory note and the right of the Bank against the promissory note which was classified as held to maturity debt securities amounting to Baht 2,372.6 million and Baht 22,457.1 million, respectively, from the TAMC as discussed in Notes 4.4.1.

4.1.2.4 For the years ended December 31, 2002 and 2001, the Bank recognized interest income on the right of the promissory note on an accrual basis and concurrently provides reserve for loss sharing from the TAMC amount Baht 434.6 million and Baht 63.9 million, respectively.

4.1.2.5 For the years ended December 31, 2002 and 2001, the Bank recognized the depreciation of building appraisal increase as expenses in the consolidated and the Bank's financial statements and transferred the unrealized increment per bank premises appraisal to retained earnings amounting to Baht 653.6 million and Baht 621.5 million, respectively.

#### 4.2 Interbank and money market items (assets)

Interbank and money market items (assets) consisted of the following as at December 31, 2002 and 2001 :

(Million Baht)

	2002			2001		
	Demand	Time	Total	Demand	Time	Total
<b>Domestic items</b>						
Bank of Thailand and Financial Institutions Development Fund	7,150.3	33.3	7,183.6	5,998.0	-	5,998.0
Commercial banks	69.2	7,752.5	7,821.7	125.2	7,443.8	7,569.0
Other banks	2.6	-	2.6	3.1	-	3.1
Finance companies, Finance and securities companies, Securities companies and Credit foncier companies	157.0	490.7	647.7	2.8	114.8	117.6
Other financial institutions	88.8	500.0	588.8	257.1	146.4	403.5
Total	7,467.9	8,776.5	16,244.4	6,386.2	7,705.0	14,091.2
<u>Add</u> Accrued interest receivables	-	96.7	96.7	-	97.0	97.0
<u>Less</u> Allowance for doubtful accounts	(0.8)	(18.1)	(18.9)	(1.2)	(1.9)	(3.1)
Total domestic items	7,467.1	8,855.1	16,322.2	6,385.0	7,800.1	14,185.1
<b>Foreign items</b>						
USD	7,127.3	89,485.2	96,612.5	8,513.2	157,430.6	165,943.8
JPY	2,346.3	485.5	2,831.8	2,416.2	5,080.2	7,496.4
Others	1,213.0	12,547.1	13,760.1	1,326.0	18,687.1	20,013.1
Total	10,686.6	102,517.8	113,204.4	12,255.4	181,197.9	193,453.3
<u>Add</u> Accrued interest receivables	-	1,256.0	1,256.0	0.1	2,389.8	2,389.9
<u>Less</u> Allowance for doubtful accounts	(2.3)	(141.5)	(143.8)	(15.8)	(10.1)	(25.9)
Total foreign items	10,684.3	103,632.3	114,316.6	12,239.7	183,577.6	195,817.3
<b>Total domestic and foreign items</b>	<b>18,151.4</b>	<b>112,487.4</b>	<b>130,638.8</b>	<b>18,624.7</b>	<b>191,377.7</b>	<b>210,002.4</b>

(Million Baht)

## THE BANK'S FINANCIAL STATEMENTS

	2002			2001		
	Demand	Time	Total	Demand	Time	Total
<b>Domestic items</b>						
Bank of Thailand and Financial Institutions Development Fund	7,139.6	33.3	7,172.9	5,987.8	-	5,987.8
Commercial banks	53.3	7,528.5	7,581.8	57.8	7,416.6	7,474.4
Other banks	2.6	-	2.6	3.1	-	3.1
Finance companies, Finance and securities companies, Securities companies and Credit foncier companies	-	310.7	310.7	2.8	114.8	117.6
Other financial institutions	88.8	500.0	588.8	257.1	146.4	403.5
Total	7,284.3	8,372.5	15,656.8	6,308.6	7,677.8	13,986.4
<u>Add</u> Accrued interest receivables	-	93.9	93.9	-	96.9	96.9
<u>Less</u> Allowance for doubtful accounts	(0.8)	(18.1)	(18.9)	(1.2)	(1.9)	(3.1)
Total domestic items	7,283.5	8,448.3	15,731.8	6,307.4	7,772.8	14,080.2
<b>Foreign items</b>						
USD	7,126.5	90,119.9	97,246.4	8,512.9	158,079.7	166,592.6
JPY	2,346.3	485.5	2,831.8	2,416.2	5,080.2	7,496.4
Others	840.6	21,946.7	22,787.3	1,114.6	26,427.3	27,541.9
Total	10,313.4	112,552.1	122,865.5	12,043.7	189,587.2	201,630.9
<u>Add</u> Accrued interest receivables	-	1,254.9	1,254.9	0.1	2,384.6	2,384.7
<u>Less</u> Allowance for doubtful accounts	(2.3)	(141.5)	(143.8)	(15.8)	(10.1)	(25.9)
Total foreign items	10,311.1	113,665.5	123,976.6	12,028.0	191,961.7	203,989.7
<b>Total domestic and foreign items</b>	<b>17,594.6</b>	<b>122,113.8</b>	<b>139,708.4</b>	<b>18,335.4</b>	<b>199,734.5</b>	<b>218,069.9</b>

As at December 31, 2001, the Bank had no loans to financial institutions, which were non-performing loans, which represent loans for which interest or principal has been in arrears for more than 3 months from their due dates.

In accordance with the BOT's letter number THOR POR TOR. SOR NOR SOR. (22) WOR. 7/2546 regarding the redefinition of non-performing loans dated January 16, 2003, which is effective from the periods beginning December 2002. The BOT redefines the meaning of non-performing loans, which as at December 31, 2001 represented loans for which principal or interest has been in arrears for more than three months from their due

date, as impaired loans, which represent loans that are classified as substandard, doubtful, doubtful of loss and loss; and inclusive of doubtful of loss loans in excess of collateral that had been fully provisioned for in accordance with the notification of the BOT and had previously been written off, which the Bank had already reversed back onto its accounts.

According to the above - mentioned regulation, the Bank had impaired loans to financial institutions as at December 31, 2002 and 2001 amounting to Baht 139.3 million and Baht 140.2 million, respectively.

#### 4.3 Securities purchased under resale agreements

Securities purchased under resale agreements consisted of the following as at December 31, 2002 and 2001 :

(Million Baht)

	CONSOLIDATED FINANCIAL STATEMENTS		THE BANK'S FINANCIAL STATEMENTS	
	2002	2001	2002	2001
Government bonds and Bank of Thailand bonds	3,027.0	26,242.0	2,847.0	25,521.0
State enterprise securities	3,153.0	-	3,153.0	-
<b>Total</b>	<b>6,180.0</b>	<b>26,242.0</b>	<b>6,000.0</b>	<b>25,521.0</b>

#### 4.4 Investments

4.4.1 As at December 31, 2002 and 2001, the Bank classified investments as follows :

(Million Baht)

	CONSOLIDATED FINANCIAL STATEMENTS		THE BANK'S FINANCIAL STATEMENTS	
	2002	2001	2002	2001
Trading securities	1,164.9	4,626.5	1,164.9	4,626.5
Available for sale securities	230,521.9	170,817.2	224,998.5	165,250.4
Held to maturity debt securities	77,701.1	74,418.2	72,489.4	72,642.0
General investments	11,583.1	11,828.2	11,564.5	11,809.3
Investment in subsidiaries and associated companies (Note 4.4.2)	2,322.4	3,304.2	7,944.3	8,962.9
<b>Total investments, net</b>	<b>323,293.4</b>	<b>264,994.3</b>	<b>318,161.6</b>	<b>263,291.1</b>

(Million Baht)

## CONSOLIDATED FINANCIAL STATEMENTS

	2002			Fair Value
	Cost/ Amortized Cost	Gross Unrealized Gains	Gross Unrealized Losses	
<b>Current investments</b>				
<b>Trading securities</b>				
Government and state enterprise securities	991.7	19.8	-	1,011.5
Private enterprise debt securities	149.5	3.9	-	153.4
Total	1,141.2	23.7	-	1,164.9
Add (less) Revaluation allowance	23.7			-
Total	1,164.9			1,164.9
<b>Available for sale securities</b>				
Government and state enterprise securities	36,345.4	91.4	(0.2)	36,436.6
Private enterprise debt securities	1,261.9	18.5	-	1,280.4
Foreign debt securities	5,665.0	40.6	(30.5)	5,675.1
Domestic marketable equity securities	53.5	0.8	-	54.3
Total	43,325.8	151.3	(30.7)	43,446.4
Add (less) Revaluation allowance	120.6			-
Total	43,446.4			43,446.4
<b>Held to maturity debt securities</b>				
Government and state enterprise securities	13,507.7	481.9	-	13,989.6
Foreign debt securities	7,775.3	5.7	(3.4)	7,777.6
Total	21,283.0	487.6	(3.4)	21,767.2
Less Allowance for impairment	-			-
Total	21,283.0			21,767.2
<b>Total current investments, net</b>	<b>65,894.3</b>			<b>66,378.5</b>

(Million Baht)

## CONSOLIDATED FINANCIAL STATEMENTS

	2002			Fair Value
	Cost/ Amortized Cost	Gross Unrealized Gains	Gross Unrealized Losses	
<b>Long - term investments</b>				
<b>Available for sale securities</b>				
Government and state enterprise securities	113,041.4	9,450.5	(6.3)	122,485.6
Private enterprise debt securities	12,338.1	718.5	(196.0)	12,860.6
Foreign debt securities	44,453.0	894.3	(5.4)	45,341.9
Domestic marketable equity securities	4,273.2	2,176.1	(932.2)	5,517.1
Foreign marketable equity securities	1,619.3	1.0	(786.3)	834.0
Investments in receivables	36.3	-	-	36.3
Total	175,761.3	13,240.4	(1,926.2)	187,075.5
<u>Add (less)</u> Revaluation allowance	11,356.7			-
<u>Less</u> Allowance for impairment	(42.5)			-
Total	187,075.5			187,075.5
<b>Held to maturity debt securities</b>				
Government and state enterprise securities	50,234.7	2,080.6	-	52,315.3
Private enterprise debt securities	17.9	-	-	17.9
Foreign debt securities	6,119.1	26.8	(11.1)	6,134.8
Investments in receivables	46.4	-	-	46.4
Total	56,418.1	2,107.4	(11.1)	58,514.4
<u>Less</u> Allowance for impairment	-			-
Total	56,418.1			58,514.4
<b>General investments</b>				
Regular equity securities				
Domestic non - marketable equity securities	5,158.6	1,223.4	(828.2)	5,553.8
Foreign non - marketable equity securities	496.4	113.2	(168.7)	440.9
Total regular equity securities	5,655.0	1,336.6	(996.9)	5,994.7
Equity securities received through debt restructuring				
Domestic non - marketable equity securities				
Listed securities	4,154.4	3,120.0	(32.7)	7,241.7
Non - listed securities	4,530.2	1,088.7	(904.7)	4,714.2
Total equity securities received through debt restructuring	8,684.6	4,208.7	(937.4)	11,955.9
Total	14,339.6	5,545.3	(1,934.3)	17,950.6
<u>Add (less)</u> Allowance for transferred of investments	(30.4)			-
<u>Less</u> Allowance for impairment	(2,726.1)			-
Total	11,583.1			17,950.6
<b>Total long - term investments, net</b>	255,076.7			263,540.5

(Million Baht)

## CONSOLIDATED FINANCIAL STATEMENTS

	2001			Fair Value
	Cost/ Amortized Cost	Gross Unrealized Gains	Gross Unrealized Losses	
<b>Current investments</b>				
<b>Trading securities</b>				
Government and state enterprise securities	3,845.4	118.4	-	3,963.8
Private enterprise debt securities	536.0	10.5	-	546.5
Foreign debt securities	124.5	-	(8.3)	116.2
Total	4,505.9	128.9	(8.3)	4,626.5
Add (less) Revaluation allowance	120.6			-
Total	4,626.5			4,626.5
<b>Available for sale securities</b>				
Government and state enterprise securities	14,174.8	25.5	(0.3)	14,200.0
Private enterprise debt securities	814.7	15.5	-	830.2
Foreign debt securities	3,115.8	1.0	(0.4)	3,116.4
Domestic marketable equity securities	109.0	5.8	-	114.8
Total	18,214.3	47.8	(0.7)	18,261.4
Add (less) Revaluation allowance	47.1			-
Total	18,261.4			18,261.4
<b>Held to maturity debt securities</b>				
Government and state enterprise securities	10,436.7	261.3	-	10,698.0
Foreign debt securities	6,080.3	62.4	(25.8)	6,116.9
Total	16,517.0	323.7	(25.8)	16,814.9
Less Allowance for impairment	(6.8)			-
Total	16,510.2			16,814.9
<b>Total current investments, net</b>	<b>39,398.1</b>			<b>39,702.8</b>



(Million Baht)

## CONSOLIDATED FINANCIAL STATEMENTS

	2001			Fair Value
	Cost/ Amortized Cost	Gross Unrealized Gains	Gross Unrealized Losses	
<b>Long - term investments</b>				
<b>Available for sale securities</b>				
Government and state enterprise securities	122,404.4	6,263.1	(358.0)	128,309.5
Private enterprise debt securities	11,221.4	581.2	(194.8)	11,607.8
Foreign debt securities	7,176.3	188.2	(35.1)	7,329.4
Domestic marketable equity securities	5,174.3	877.4	(1,577.2)	4,474.5
Foreign marketable equity securities	1,371.7	0.2	(604.5)	767.4
Investments in receivables	67.2	-	-	67.2
Total	147,415.3	7,910.1	(2,769.6)	152,555.8
<u>Add (less) Revaluation allowance</u>	5,140.5			-
Total	152,555.8			152,555.8
<b>Held to maturity debt securities</b>				
Government and state enterprise securities	52,917.6	2,553.5	(35.1)	55,436.0
Foreign debt securities	4,965.3	37.4	(21.6)	4,981.1
Investments in receivables	42.8	-	-	42.8
Total	57,925.7	2,590.9	(56.7)	60,459.9
<u>Less Allowance for impairment</u>	(17.7)			-
Total	57,908.0			60,459.9
<b>General investments</b>				
Regular equity securities				
Domestic non - marketable equity securities	5,510.0	1,743.9	(1,171.9)	6,082.0
Foreign non - marketable equity securities	526.0	86.5	(163.7)	448.8
Total regular equity securities	6,036.0	1,830.4	(1,335.6)	6,530.8
Equity securities received through debt restructuring				
Domestic non - marketable equity securities				
Listed securities	3,282.5	1,789.2	-	5,071.7
Non - listed securities	4,346.3	895.3	(453.8)	4,787.8
Total equity securities received through debt restructuring	7,628.8	2,684.5	(453.8)	9,859.5
Total	13,664.8	4,514.9	(1,789.4)	16,390.3
<u>Less Allowance for impairment</u>	(1,836.6)			-
Total	11,828.2			16,390.3
<b>Total long - term investments, net</b>	222,292.0			229,406.0

(Million Baht)

## THE BANK'S FINANCIAL STATEMENTS

	2002			Fair Value
	Cost/ Amortized Cost	Gross Unrealized Gains	Gross Unrealized Losses	
<b>Current investments</b>				
<b>Trading securities</b>				
Government and state enterprise securities	991.7	19.8	-	1,011.5
Private enterprise debt securities	149.5	3.9	-	153.4
Total	1,141.2	23.7	-	1,164.9
<u>Add (less) Revaluation allowance</u>	23.7			-
Total	1,164.9			1,164.9
<b>Available for sale securities</b>				
Government and state enterprise securities	36,273.3	91.2	(0.2)	36,364.3
Private enterprise debt securities	1,261.9	18.5	-	1,280.4
Foreign debt securities	3,489.6	7.0	(6.7)	3,489.9
Total	41,024.8	116.7	(6.9)	41,134.6
<u>Add (less) Revaluation allowance</u>	109.8			-
Total	41,134.6			41,134.6
<b>Held to maturity debt securities</b>				
Government and state enterprise securities	13,497.7	481.9	-	13,979.6
Foreign debt securities	4,028.9	5.6	(2.0)	4,032.5
Total	17,526.6	487.5	(2.0)	18,012.1
<u>Less Allowance for impairment</u>	-			-
Total	17,526.6			18,012.1
<b>Total current investments, net</b>	<b>59,826.1</b>			<b>60,311.6</b>

(Million Baht)

## THE BANK'S FINANCIAL STATEMENTS

	2002			Fair Value
	Cost/ Amortized Cost	Gross Unrealized Gains	Gross Unrealized Losses	
<b>Long - term investments</b>				
<b>Available for sale securities</b>				
Government and state enterprise securities	113,020.3	9,448.2	(6.3)	122,462.2
Private enterprise debt securities	12,217.7	710.1	(196.0)	12,731.8
Foreign debt securities	41,562.8	725.1	(5.4)	42,282.5
Domestic marketable equity securities	4,273.2	2,176.1	(932.2)	5,517.1
Foreign marketable equity securities	1,619.3	1.0	(786.3)	834.0
Investments in receivables	36.3	-	-	36.3
Total	172,729.6	13,060.5	(1,926.2)	183,863.9
Add (less) Revaluation allowance	11,176.8			-
Less Allowance for impairment	(42.5)			-
Total	183,863.9			183,863.9
<b>Held to maturity debt securities</b>				
Government and state enterprise securities	50,234.7	2,080.6	-	52,315.3
Private enterprise debt securities	17.9	-	-	17.9
Foreign debt securities	4,663.8	26.6	(9.9)	4,680.5
Investments in receivables	46.4	-	-	46.4
Total	54,962.8	2,107.2	(9.9)	57,060.1
Less Allowance for impairment	-			-
Total	54,962.8			57,060.1
<b>General investments</b>				
Regular equity securities				
Domestic non - marketable equity securities	5,148.7	1,223.1	(826.7)	5,545.1
Foreign non - marketable equity securities	479.9	79.1	(162.3)	396.7
Total regular equity securities	5,628.6	1,302.2	(989.0)	5,941.8
Equity securities received through debt restructuring				
Domestic non - marketable equity securities				
Listed securities	4,154.4	3,120.0	(32.7)	7,241.7
Non - listed securities	4,530.2	1,088.7	(904.7)	4,714.2
Total equity securities received through debt restructuring	8,684.6	4,208.7	(937.4)	11,955.9
Total	14,313.2	5,510.9	(1,926.4)	17,897.7
Add (less) Allowance for transferred of investments	(30.4)			-
Less Allowance for impairment	(2,718.3)			-
Total	11,564.5			17,897.7
<b>Total long - term investments, net</b>	<b>250,391.2</b>			<b>258,821.7</b>

(Million Baht)

## THE BANK'S FINANCIAL STATEMENTS

	2001			Fair Value
	Cost/ Amortized Cost	Gross Unrealized Gains	Gross Unrealized Losses	
<b>Current investments</b>				
<b>Trading securities</b>				
Government and state enterprise securities	3,845.4	118.4	-	3,963.8
Private enterprise debt securities	536.0	10.5	-	546.5
Foreign debt securities	124.5	-	(8.3)	116.2
Total	4,505.9	128.9	(8.3)	4,626.5
<u>Add (less) Revaluation allowance</u>	120.6			-
Total	4,626.5			4,626.5
<b>Available for sale securities</b>				
Government and state enterprise securities	14,149.8	25.5	-	14,175.3
Private enterprise debt securities	694.2	11.3	-	705.5
Foreign debt securities	1,791.8	0.3	(0.4)	1,791.7
Total	16,635.8	37.1	(0.4)	16,672.5
<u>Add (less) Revaluation allowance</u>	36.7			-
Total	16,672.5			16,672.5
<b>Held to maturity debt securities</b>				
Government and state enterprise securities	10,394.1	261.2	-	10,655.3
Foreign debt securities	5,395.8	60.8	(25.8)	5,430.8
Total	15,789.9	322.0	(25.8)	16,086.1
<u>Less Allowance for impairment</u>	(6.8)			-
Total	15,783.1			16,086.1
<b>Total current investments, net</b>	<b>37,082.1</b>			<b>37,385.1</b>

(Million Baht)

## THE BANK'S FINANCIAL STATEMENTS

	2001			Fair Value
	Cost/ Amortized Cost	Gross Unrealized Gains	Gross Unrealized Losses	
<b>Long - term investments</b>				
<b>Available for sale securities</b>				
Government and state enterprise securities	122,377.2	6,260.3	(358.0)	128,279.5
Private enterprise debt securities	11,221.4	581.2	(194.8)	11,607.8
Foreign debt securities	3,364.9	28.5	(11.9)	3,381.5
Domestic marketable equity securities	5,174.3	877.4	(1,577.2)	4,474.5
Foreign marketable equity securities	1,371.7	0.2	(604.5)	767.4
Investments in receivables	67.2	-	-	67.2
Total	143,576.7	7,747.6	(2,746.4)	148,577.9
Add (less) Revaluation allowance	5,001.2			-
Total	148,577.9			148,577.9
<b>Held to maturity debt securities</b>				
Government and state enterprise securities	52,917.6	2,553.5	(35.1)	55,436.0
Foreign debt securities	3,916.2	14.0	(21.7)	3,908.5
Investments in receivables	42.8	-	-	42.8
Total	56,876.6	2,567.5	(56.8)	59,387.3
Less Allowance for impairment	(17.7)			-
Total	56,858.9			59,387.3
<b>General investments</b>				
Regular equity securities				
Domestic non - marketable equity securities	5,500.1	1,743.8	(1,170.5)	6,073.4
Foreign non - marketable equity securities	509.0	54.9	(157.1)	406.8
Total regular equity securities	6,009.1	1,798.7	(1,327.6)	6,480.2
Equity securities received through debt restructuring				
Domestic non - marketable equity securities				
Listed securities	3,282.5	1,789.2	-	5,071.7
Non - listed securities	4,346.3	895.3	(453.8)	4,787.8
Total equity securities received through debt restructuring	7,628.8	2,684.5	(453.8)	9,859.5
Total	13,637.9	4,483.2	(1,781.4)	16,339.7
Less Allowance for impairment	(1,828.6)			-
Total	11,809.3			16,339.7
<b>Total long - term investments, net</b>	<b>217,246.1</b>			<b>224,304.9</b>

Investments classified in accordance with the notification of the BOT as at December 31, 2002 and 2001 are presented in Note 4.5.9.

As at December 31, 2002, the Bank accounts for investments in the companies, in which the Bank has equal to or more than 20% holding, that were acquired through debt restructuring by the cost method because the Bank intends to hold these investments on a temporary basis. Such companies are Noble Place Co., Ltd., City Realty Co., Ltd., Better Rice Co., Ltd., Kamolkij Co., Ltd., Bumrungrad Hospital Public Co., Ltd., Thai Precision Manufacturing Co., Ltd., C.P. Plaza Co., Ltd., Thai Petrochemical Industry Public Co., Ltd., EMC Public Co., Ltd., CBNP (Thailand) Co., Ltd., Bangkok Synthetics Co., Ltd., UMC Metals Co., Ltd., UB-Haword (Thailand) Co., Ltd., Krisdamahanakorn Public Co., Ltd., Sri U-Thong Co., Ltd., Tre-atthaboon Industry Co., Ltd. and Quality Inn Co., Ltd.

As at December 31, 2001, the Bank accounts for investment in the companies, in which the Bank has equal to or more than 20% holding, that were acquired through debt restructuring by the cost method because the Bank intends to hold these investments on a temporary basis. Such companies are Noble Place Co., Ltd., City Realty Co., Ltd., Better Rice Co., Ltd., Kamolkij Co., Ltd., Bumrungrad Hospital Public Co., Ltd., Thai Precision Manufacturing Co., Ltd., C.P. Plaza Co., Ltd., Thai Petrochemical Industry Public Co., Ltd., EMC Public Co., Ltd., CBNP (Thailand) Co., Ltd., Bangkok Synthetics Co., Ltd. and Thai Film Industries Public Co., Ltd.

For the years ended December 31, 2002 and 2001, the Bank had set allowance for impairment of investments amounting to Baht 1,158.7 million and Baht 2,309.5 million, including allowance for impairment of goodwill in investments in subsidiaries and associated companies amounting to Baht 1,491.8 million, respectively, in the consolidated financial statements and the Bank's financial statements.

For the year ended December 31, 2002, the Bank wrote off goodwill in investments in subsidiaries and associated companies amounting to Baht 1,909.4 million in the consolidated and the Bank's financial statements. However, since the Bank had previously set aside allowance for impairment amounting to Baht 1,491.8 million, the Bank thus recognized loss on goodwill written off amounting to Baht 417.6 million in the statement of income.

As at December 31, 2002 and 2001, investments in debt securities classified as held to maturity security which were government and state enterprise securities included the non-negotiable promissory note and the right of the Bank against the promissory note from TAMC amounting to Baht 24,829.7 million and Baht 22,457.1 million, respectively.

The contractual maturity of the Bank's investments in debt securities classified as available for sale securities and held to maturity securities as at December 31, 2002 and 2001 are presented below. Expected maturities may differ from contractual maturities due to some borrowers having the right to call or prepay obligations with or without prepayment penalties.

## MATURITY SCHEDULE OF DEBT SECURITIES

(Million Baht)

CONSOLIDATED FINANCIAL STATEMENTS				
2002				
MATURITY				
	1 Year	1 to 5 Years	Over 5 Years	Total
<b>Available for sale securities</b>				
Government and state enterprise securities	36,345.4	71,590.1	41,451.3	149,386.8
Private enterprise debt securities	1,261.9	9,745.4	2,592.7	13,600.0
Foreign debt securities	5,665.0	16,320.2	28,132.8	50,118.0
Total	43,272.3	97,655.7	72,176.8	213,104.8
Add (less) Revaluation allowance	119.8	6,126.6	4,735.5	10,981.9
Less Allowance for impairment	-	(6.5)	-	(6.5)
Total	43,392.1	103,775.8	76,912.3	224,080.2
<b>Held to maturity debt securities</b>				
Government and state enterprise securities	13,507.7	22,091.4	28,143.3	63,742.4
Private enterprise debt securities	-	17.4	0.5	17.9
Foreign debt securities	7,775.3	5,556.7	562.4	13,894.4
Total	21,283.0	27,665.5	28,706.2	77,654.7
Less Allowance for impairment	-	-	-	-
Total	21,283.0	27,665.5	28,706.2	77,654.7
<b>Total debt securities</b>	<b>64,675.1</b>	<b>131,441.3</b>	<b>105,618.5</b>	<b>301,734.9</b>

(Million Baht)

CONSOLIDATED FINANCIAL STATEMENTS				
2001				
MATURITY				
	1 Year	1 to 5 Years	Over 5 Years	Total
<b>Available for sale securities</b>				
Government and state enterprise securities	14,174.8	93,944.9	28,459.5	136,579.2
Private enterprise debt securities	694.2	9,897.7	1,444.2	12,036.1
Foreign debt securities	3,115.8	6,382.0	794.3	10,292.1
Total	17,984.8	110,224.6	30,698.0	158,907.4
Add (less) Revaluation allowance	37.1	4,495.7	1,953.1	6,485.9
Total	18,021.9	114,720.3	32,651.1	165,393.3
<b>Held to maturity debt securities</b>				
Government and state enterprise securities	10,436.7	30,460.4	22,457.2	63,354.3
Foreign debt securities	6,080.3	4,385.8	579.5	11,045.6
Total	16,517.0	34,846.2	23,036.7	74,399.9
Less Allowance for impairment	(6.8)	(17.7)	-	(24.5)
Total	16,510.2	34,828.5	23,036.7	74,375.4
<b>Total debt securities</b>	<b>34,532.1</b>	<b>149,548.8</b>	<b>55,687.8</b>	<b>239,768.7</b>

(Million Baht)

## THE BANK'S FINANCIAL STATEMENTS

	2002			
	MATURITY			
	1 Year	1 to 5 Years	Over 5 Years	Total
<b>Available for sale securities</b>				
Government and state enterprise securities	36,273.3	71,569.0	41,451.3	149,293.6
Private enterprise debt securities	1,261.9	9,625.0	2,592.7	13,479.6
Foreign debt securities	3,489.6	13,430.0	28,132.8	45,052.4
Total	41,024.8	94,624.0	72,176.8	207,825.6
Add (less) Revaluation allowance	109.8	5,946.7	4,735.5	10,792.0
Less Allowance for impairment	-	(6.5)	-	(6.5)
Total	41,134.6	100,564.2	76,912.3	218,611.1
<b>Held to maturity debt securities</b>				
Government and state enterprise securities	13,497.7	22,091.4	28,143.3	63,732.4
Private enterprise debt securities	-	17.4	0.5	17.9
Foreign debt securities	4,028.9	4,101.4	562.4	8,692.7
Total	17,526.6	26,210.2	28,706.2	72,443.0
Less Allowance for impairment	-	-	-	-
Total	17,526.6	26,210.2	28,706.2	72,443.0
<b>Total debt securities</b>	<b>58,661.2</b>	<b>126,774.4</b>	<b>105,618.5</b>	<b>291,054.1</b>

(Million Baht)

## THE BANK'S FINANCIAL STATEMENTS

	2001			
	MATURITY			
	1 Year	1 to 5 Years	Over 5 Years	Total
<b>Available for sale securities</b>				
Government and state enterprise securities	14,149.8	93,917.7	28,459.5	136,527.0
Private enterprise debt securities	694.2	9,777.2	1,444.2	11,915.6
Foreign debt securities	1,791.8	2,718.0	646.9	5,156.7
Total	16,635.8	106,412.9	30,550.6	153,599.3
Add (less) Revaluation allowance	36.7	4,346.0	1,959.3	6,342.0
Total	16,672.5	110,758.9	32,509.9	159,941.3
<b>Held to maturity debt securities</b>				
Government and state enterprise securities	10,394.1	30,460.4	22,457.2	63,311.7
Foreign debt securities	5,395.8	3,336.7	579.5	9,312.0
Total	15,789.9	33,797.1	23,036.7	72,623.7
Less Allowance for impairment	(6.8)	(17.7)	-	(24.5)
Total	15,783.1	33,779.4	23,036.7	72,599.2
<b>Total debt securities</b>	<b>32,455.6</b>	<b>144,538.3</b>	<b>55,546.6</b>	<b>232,540.5</b>



4.4.2 As at December 31, 2002 and 2001, the Bank had investments in subsidiaries and associated companies, net as follows :

(Million Baht)

CONSOLIDATED FINANCIAL STATEMENTS

Company	2002						
	Type of Business	Securities Type	Share Capital	Holding	Investment (Cost Method)	Investment (Equity Method)	Dividend Received
<b>Associated companies</b>							
PT BBL Danatama Finance TBK*	Finance	Ordinary share	256.5	22.50%	86.5	-	-
BSL Leasing Co., Ltd.**	Finance	Ordinary share	60.0	25.88%	15.9	31.5	-
Processing Center Co., Ltd.	Service	Ordinary share	10.0	30.00%	3.0	126.9	3.0
WTA (Thailand) Co., Ltd.	Service	Ordinary share	-	24.90%	-	-	-
MC Private Equity Management (Private) Limited	Finance	Ordinary share	2.5	30.00%	0.8	8.3	18.0
Thai Filament Finishing Co., Ltd.	Manufacturing	Ordinary share	194.3	46.85%	91.1	-	-
Thai Polymer Textile Co., Ltd.	Manufacturing	Ordinary share	472.0	38.75%	182.9	-	-
Thai Taffeta Textile Co., Ltd.	Manufacturing	Ordinary share	71.8	41.78%	30.0	-	-
Asia Credit Public Co., Ltd.	Finance	Ordinary share and Preferred share	15,904.5	27.49%	5,028.1	2,155.7	-
Total					5,438.3	2,322.4	
Less Allowance for impairment					-	-	
<b>Investments in associated companies, net</b>					<b>5,438.3</b>	<b>2,322.4</b>	

\* Formerly P.T. BBL Dharmala Finance Co., Ltd.

\*\* Formerly Bangkok SMBC Leasing Co., Ltd.

(Million Baht)

## CONSOLIDATED FINANCIAL STATEMENTS

Company	2001						
	Type of Business	Securities Type	Share Capital	Holding	Investment (Cost Method)	Investment (Equity Method)	Dividend Received
<b>Associated companies</b>							
PT BBL Danatama Finance TBK*	Finance	Ordinary share	256.5	22.50%	86.5	-	-
BSL Leasing Co., Ltd.**	Finance	Ordinary share	60.0	25.88%	15.9	13.4	-
Bangkok SMBC Systems Co., Ltd.***	Service	Ordinary share	20.0	39.00%	7.8	15.2	-
Processing Center Co., Ltd.	Service	Ordinary share	10.0	30.00%	3.0	108.3	2.0
WTA (Thailand) Co., Ltd.	Service	Ordinary share	-	24.90%	-	-	-
MC Private Equity Management (Private) Limited	Finance	Ordinary share	2.5	30.00%	0.8	6.6	36.2
Thai Filament Finishing Co., Ltd.	Manufacturing	Ordinary share	194.3	46.85%	91.1	2.2	-
Thai Polymer Textile Co., Ltd.	Manufacturing	Ordinary share	472.0	38.75%	182.9	-	-
Thai Taffeta Textile Co., Ltd.	Manufacturing	Ordinary share	71.8	41.78%	30.0	-	-
Asia Credit Public Co., Ltd.	Finance	Ordinary share and Preferred share	15,904.5	27.49%	5,028.1	4,650.3	-
Total					5,446.1	4,796.0	
Less Allowance for impairment					-	(1,491.8)	
<b>Investments in associated companies, net</b>					<b>5,446.1</b>	<b>3,304.2</b>	

\* Formerly P.T. BBL Dharmala Finance Co., Ltd.

\*\* Formerly Bangkok SMBC Leasing Co., Ltd.

\*\*\* Formerly Bangkok Sakura Software Service Co., Ltd.

(Million Baht)

## THE BANK'S FINANCIAL STATEMENTS

Company	2002						
	Type of Business	Securities Type	Share Capital	Holding	Investment (Cost Method)	Investment (Equity Method)	Dividend Received
<b>Subsidiaries</b>							
BBL (Cayman) Limited	Finance	Ordinary share	2.0	100.00%	2.0	1,179.8	-
Bangkok Bank Berhad	Banking	Ordinary share	1,012.2	100.00%	1,012.2	1,355.9	-
Sinsubtawee Assets Management Co., Ltd.	Service	Ordinary share	2,500.0	100.00%	2,500.0	2,324.6	-
Bualuang Finance Co., Ltd.*	Finance	Ordinary share	700.0	96.83%	677.8	707.7	-
		and Preferred share					
BBL Asset Management Co., Ltd.	Finance	Ordinary share	100.0	50.00%	53.0	53.9	-
<b>Associated companies</b>							
PT BBL Danatama Finance TBK**	Finance	Ordinary share	256.5	22.50%	86.5	-	-
BSL Leasing Co., Ltd.***	Finance	Ordinary share	60.0	25.88%	15.9	31.5	-
Processing Center Co., Ltd.	Service	Ordinary share	10.0	30.00%	3.0	126.9	3.0
WTA (Thailand) Co., Ltd.	Service	Ordinary share	-	24.90%	-	-	-
MC Private Equity Management (Private) Limited	Finance	Ordinary share	2.5	30.00%	0.8	8.3	18.0
Thai Filament Finishing Co., Ltd.	Manufacturing	Ordinary share	194.3	46.85%	91.1	-	-
Thai Polymer Textile Co., Ltd.	Manufacturing	Ordinary share	472.0	38.75%	182.9	-	-
Thai Taffeta Textile Co., Ltd.	Manufacturing	Ordinary share	71.8	41.78%	30.0	-	-
Asia Credit Public Co., Ltd.	Finance	Ordinary share	15,904.5	27.49%	5,028.1	2,155.7	-
		and Preferred share					
Total					9,683.3	7,944.3	
Less Allowance for impairment					-	-	
<b>Investments in subsidiaries and associated companies, net</b>					9,683.3	7,944.3	

\* Formerly Thaksin Finance Co., Ltd.

\*\* Formerly P.T. BBL Dharmala Finance Co., Ltd.

\*\*\* Formerly Bangkok SMBC Leasing Co., Ltd.

(Million Baht)

## THE BANK'S FINANCIAL STATEMENT'S

Company	2001						
	Type of Business	Securities Type	Share Capital	Holding	Investment (Cost Method)	Investment (Equity Method)	Dividend Received
<b>Subsidiaries</b>							
BBL (Cayman) Limited	Finance	Ordinary share	2.0	100.00%	2.0	1,272.4	-
Bangkok Bank Berhad	Banking	Ordinary share	1,012.2	100.00%	1,012.2	1,251.3	-
Sinsubtawee Assets Management Co., Ltd.	Service	Ordinary share	2,500.0	100.00%	2,500.0	2,392.6	-
Bualuang Finance Co., Ltd.*	Finance	Ordinary share and Preferred share	700.0	96.83%	677.8	688.4	-
BBL Asset Management Co., Ltd.	Finance	Ordinary share	100.0	50.00%	53.0	54.0	0.9
<b>Associated companies</b>							
PT BBL Danatama Finance TBK**	Finance	Ordinary share	256.5	22.50%	86.5	-	-
BSL Leasing Co., Ltd.***	Finance	Ordinary share	60.0	25.88%	15.9	13.4	-
Bangkok SMBC Systems Co., Ltd.****	Service	Ordinary share	20.0	39.00%	7.8	15.2	-
Processing Center Co., Ltd.	Service	Ordinary share	10.0	30.00%	3.0	108.3	2.0
WTA (Thailand) Co., Ltd.	Service	Ordinary share	-	24.90%	-	-	-
MC Private Equity Management (Private) Limited	Finance	Ordinary share	2.5	30.00%	0.8	6.6	36.2
Thai Filament Finishing Co., Ltd.	Manufacturing	Ordinary share	194.3	46.85%	91.1	2.2	-
Thai Polymer Textile Co., Ltd.	Manufacturing	Ordinary share	472.0	38.75%	182.9	-	-
Thai Taffeta Textile Co., Ltd.	Manufacturing	Ordinary share	71.8	41.78%	30.0	-	-
Asia Credit Public Co., Ltd.	Finance	Ordinary share and Preferred share	15,904.5	27.49%	5,028.1	4,650.3	-
Total					9,691.1	10,454.7	
Less Allowance for impairment					-	(1,491.8)	
<b>Investments in subsidiaries and associated companies, net</b>					<b>9,691.1</b>	<b>8,962.9</b>	

\* Formerly Thaksin Finance Co., Ltd.

\*\* Formerly P.T. BBL Dharmala Finance Co., Ltd.

\*\*\* Formerly Bangkok SMBC Leasing Co., Ltd.

\*\*\*\* Formerly Bangkok Sakura Software Service Co., Ltd.

Investments which represent more than 10% of the paid-up capital and not investments in subsidiaries and associated companies are classified according to industry group, consisted of the following as at December 31, 2002 and 2001 :

(Million Baht)

	CONSOLIDATED FINANCIAL STATEMENTS		THE BANK'S FINANCIAL STATEMENTS	
	2002	2001	2002	2001
Agriculture and mining	-	-	-	-
Manufacturing and commercial	4,579.6	5,293.4	4,579.6	5,293.4
Real estate and construction	454.3	483.8	454.3	483.8
Utilities and services	2,940.9	3,185.1	2,940.9	3,185.1
Others	218.4	235.2	218.4	235.2
<b>Total</b>	<b>8,193.2</b>	<b>9,197.5</b>	<b>8,193.2</b>	<b>9,197.5</b>

Gains and losses related to investments included in statement of income for the years ended December 31, 2002 and 2001 are as follows :

(Million Baht)

	CONSOLIDATED FINANCIAL STATEMENTS			
	2002		2001	
	Gains	Losses	Gains	Losses
Gains (losses) on sales of trading securities	241.5	(33.0)	282.4	(222.4)
Gains (losses) on sales of available for sale securities	1,376.8	(273.8)	1,031.8	(7.1)
Gains (losses) on sales of general investment	476.3	-	769.8	(12.6)
Gains on sales of investments in subsidiaries and associated companies	-	(0.2)	53.3	-
Unrealized gains (losses) on revaluation of trading securities	-	(96.9)	76.7	(7.9)
Losses on impairment of investments	-	(1,158.7)	-	(2,309.5)
Gains on reversal of impairment of investments	24.2	-	117.2	-
Gains on transfer of investments	-	-	26.6	-
Gains on redemption investments in receivable of available for sale securities	49.0	-	32.2	-
Gains on redemption investments in receivable of held to maturity securities	-	-	218.9	-
Gains on debt redemption of trading securities	-	-	86.7	-
Gains on debt redemption of available for sale securities	-	-	33.2	-
Gains on debt redemption of held to maturity debt securities	-	-	0.9	-
Gains on capital recovery from equity securities of general investment	4.4	-	-	-
Loss on investment written off	-	(417.6)	-	-

(Million Baht)

## THE BANK'S FINANCIAL STATEMENTS

	2002		2001	
	Gains	Losses	Gains	Losses
Gains (losses) on sales of trading securities	241.5	(33.0)	277.4	(222.4)
Gains (losses) on sales of available for sale securities	1,368.9	(273.6)	1,010.3	(4.4)
Gains (losses) on sales of general investment	476.3	-	769.8	(12.6)
Gains (losses) on sales of investment in subsidiaries and associated companies	-	(0.2)	53.4	-
Unrealized losses on revaluation of trading securities	-	(96.9)	-	(30.7)
Losses on impairment of investments	-	(1,158.7)	-	(2,309.5)
Gains on reversal of impairment of investments	24.2	-	117.1	-
Gains on transfer of investments	-	-	26.6	-
Gains on redemption investments in receivable of available for sale securities	49.0	-	32.2	-
Gains on capital recovery from equity securities of general investment	4.4	-	-	-
Loss on investment written off	-	(417.6)	-	-

For the years ended December 31, 2002 and 2001, the Bank reversed impairment of certain investments of overseas branches since there were indications that the impairment losses recognized for investments in the prior years has decreased or no longer exist.

As at December 31, 2002, the Bank had investments in 31 companies whose going concern are uncertain or unlisted companies whose financial positions and operations are the same as companies that are under SET delisting criteria amounting to cost value of Baht 596.9 million. These companies had net book value totaling Baht 0.7 million. The Bank had set aside allowance for impairment of these investments amounting to Baht 596.2 million.

As at December 31, 2001, the Bank had investments in 24 companies whose going concern are uncertain or unlisted companies whose financial positions and operations are the same as companies that are under SET delisting criteria amounting to cost value of Baht 505.0 million. These companies had net book value totaling Baht 7.1 million. The Bank had set aside allowance for impairment of these investments amounting to Baht 497.9 million.

As at December 31, 2002, the Bank had investments in 18 listed companies that are under SET delisting criteria amounting to Baht 4,327.8 million with the fair value of Baht 7,393.9 million. However, the fair value of some investment is lower than book value. Therefore, the Bank had set aside allowance for impairment of these investments amounting to Baht 29.5 million.

As at December 31, 2001, the Bank had investments in 12 listed companies that are under SET delisting criteria amounting to Baht 4,116.2 million with the fair value of Baht 6,232.2 million. Thus the Bank did not set aside any allowance for impairment of these investments.

#### 4.5 Loans and accrued interest receivable

In accordance with the notification of the BOT regarding worthless or irrecoverable assets or assets with doubtful value of recoverability dated February 18, 2002, the Bank reversed its previous write-off of loan which were classified doubtful of loss loans in excess of collateral, which had been fully provisioned for in accordance with the notification of the BOT and had been written off with the accumulated outstanding balance as at December 31, 2001, amounting to Baht 93,906.6 million and Baht 93,795.2 million, respectively onto the consolidated and the Bank's balance sheets as at June 30, 2002, amounting to Baht 88,143.3 million and Baht 88,034.9 million, respectively.

##### 4.5.1 Classified by product as at December 31, 2002 and 2001 :

(Million Baht)

	CONSOLIDATED FINANCIAL STATEMENTS		THE BANK'S FINANCIAL STATEMENTS	
	2002	2001	2002	2001
Overdrafts	87,063.2	85,974.2	86,067.5	85,052.0
Loans	593,854.4	509,584.7	591,218.9	507,490.5
Bills	157,172.8	128,335.1	153,583.0	125,746.0
Hire purchase receivables	30.3	6.2	-	-
Others	-	47.0	-	-
Total	838,120.7	723,947.2	830,869.4	718,288.5
<u>Less</u> Unearned discounts	(266.9)	(159.5)	(247.0)	(146.9)
Total	837,853.8	723,787.7	830,622.4	718,141.6
<u>Add</u> Accrued interest receivable	1,473.4	1,767.1	1,459.1	1,755.7
<u>Less</u> Allowance for doubtful accounts	(138,137.3)	(58,142.6)	(137,529.8)	(57,434.7)
Revaluation allowance for debt restructuring	(13,224.3)	(11,118.7)	(13,224.3)	(11,104.8)
<b>Total</b>	<b>687,965.6</b>	<b>656,293.5</b>	<b>681,327.4</b>	<b>651,357.8</b>

##### 4.5.2 Classified by remaining maturity as at December 31, 2002 and 2001 :

(Million Baht)

	CONSOLIDATED FINANCIAL STATEMENTS		THE BANK'S FINANCIAL STATEMENTS	
	2002	2001	2002	2001
Up to 1 year*	522,741.8	451,113.0	516,698.0	446,416.4
Over 1 year	315,378.9	272,834.2	314,171.4	271,872.1
Total	838,120.7	723,947.2	830,869.4	718,288.5
<u>Less</u> Unearned discounts	(266.9)	(159.5)	(247.0)	(146.9)
Total	837,853.8	723,787.7	830,622.4	718,141.6
<u>Add</u> Accrued interest receivable	1,473.4	1,767.1	1,459.1	1,755.7
<b>Total</b>	<b>839,327.2</b>	<b>725,554.8</b>	<b>832,081.5</b>	<b>719,897.3</b>

\* Including past-due contracts

4.5.3 Classified by currency and customer's residence as at December 31, 2002 and 2001 :

(Million Baht)

**CONSOLIDATED FINANCIAL STATEMENTS**

	2002			2001		
	Domestic	Foreign	Total	Domestic	Foreign	Total
BAHT	710,729.2	5,662.3	716,391.5	634,746.8	1,839.7	636,586.5
USD	34,752.5	54,102.2	88,854.7	27,213.8	37,882.8	65,096.6
Others	4,877.1	27,997.4	32,874.5	3,316.4	18,947.7	22,264.1
	750,358.8	87,761.9	838,120.7	665,277.0	58,670.2	723,947.2
<u>Less</u> Unearned discounts			(266.9)			(159.5)
Total			837,853.8			723,787.7
<u>Add</u> Accrued interest receivable			1,473.4			1,767.1
<b>Total</b>			839,327.2			725,554.8

(Million Baht)

**THE BANK'S FINANCIAL STATEMENTS**

	2002			2001		
	Domestic	Foreign	Total	Domestic	Foreign	Total
BAHT	708,675.1	5,662.3	714,337.4	633,532.9	1,839.7	635,372.6
USD	34,752.5	54,071.6	88,824.1	27,213.9	37,861.0	65,074.9
Others	4,877.1	22,830.8	27,707.9	3,316.4	14,524.6	17,841.0
	748,304.7	82,564.7	830,869.4	664,063.2	54,225.3	718,288.5
<u>Less</u> Unearned discounts			(247.0)			(146.9)
Total			830,622.4			718,141.6
<u>Add</u> Accrued interest receivable			1,459.1			1,755.7
<b>Total</b>			832,081.5			719,897.3



4.5.4 Classified by business type and in accordance with the notification of the BOT as at December 31, 2002 and 2001 :

(Million Baht)

**CONSOLIDATED FINANCIAL STATEMENTS**

	2002					Total
	Normal	Special Mentioned	Substandard	Doubtful	Doubtful of loss	
Agriculture and mining	12,019.1	572.6	872.5	1,343.5	4,841.0	19,648.7
Manufacturing and commercial	393,667.6	12,300.8	11,422.3	14,485.1	84,766.4	516,642.2
Real estate and construction	42,677.3	7,636.0	5,224.0	1,709.8	31,563.5	88,810.6
Utilities and services	68,040.8	2,708.3	1,595.7	2,454.6	20,083.0	94,882.4
Housing loans	37,650.4	1,448.5	1,871.5	1,498.7	20,755.9	63,225.0
Others	39,603.4	3,283.6	1,580.6	735.1	9,709.1	54,911.8
	593,658.6	27,949.8	22,566.6	22,226.8	171,718.9	838,120.7
<u>Less</u> Unearned discounts						(266.9)
Total						837,853.8
<u>Add</u> Accrued interest receivable						1,473.4
<b>Total</b>						839,327.2

(Million Baht)

**CONSOLIDATED FINANCIAL STATEMENTS**

	2001					Total
	Normal	Special Mentioned	Substandard	Doubtful	Doubtful of loss	
Agriculture and mining	13,262.2	727.1	455.6	700.5	3,583.9	18,729.3
Manufacturing and commercial	347,560.3	14,613.5	13,115.9	22,812.6	43,300.8	441,403.1
Real estate and construction	40,827.1	4,344.0	6,616.5	4,135.9	21,633.6	77,557.1
Utilities and services	59,862.5	4,688.7	2,478.9	828.6	11,768.1	79,626.8
Housing loans	38,872.2	1,716.8	1,735.6	1,626.9	18,176.3	62,127.8
Others	38,062.2	1,222.5	662.8	1,769.1	2,786.5	44,503.1
	538,446.5	27,312.6	25,065.3	31,873.6	101,249.2	723,947.2
<u>Less</u> Unearned discounts						(159.5)
Total						723,787.7
<u>Add</u> Accrued interest receivable						1,767.1
<b>Total</b>						725,554.8

(Million Baht)

## THE BANK'S FINANCIAL STATEMENTS

	2002					Total
	Normal	Special Mentioned	Substandard	Doubtful	Doubtful of loss	
Agriculture and mining	11,600.5	572.6	872.5	1,343.5	4,824.4	19,213.5
Manufacturing and commercial	389,949.8	11,995.5	11,413.8	14,471.7	84,496.3	512,327.1
Real estate and construction	42,087.1	7,555.1	5,214.0	1,700.9	31,414.0	87,971.1
Utilities and services	67,605.2	2,706.6	1,595.6	2,454.6	20,050.4	94,412.4
Housing loans	37,128.0	1,430.2	1,856.2	1,483.0	20,687.8	62,585.2
Others	39,135.4	3,256.9	1,577.2	734.8	9,655.8	54,360.1
	587,506.0	27,516.9	22,529.3	22,188.5	171,128.7	830,869.4
<u>Less</u> Unearned discounts						(247.0)
Total						830,622.4
<u>Add</u> Accrued interest receivable						1,459.1
<b>Total</b>						832,081.5

(Million Baht)

## THE BANK'S FINANCIAL STATEMENTS

	2001					Total
	Normal	Special Mentioned	Substandard	Doubtful	Doubtful of loss	
Agriculture and mining	12,995.4	727.1	455.6	700.5	3,564.5	18,443.1
Manufacturing and commercial	344,890.1	14,227.4	13,107.4	22,803.0	42,901.5	437,929.4
Real estate and construction	40,615.8	4,284.5	6,615.8	4,134.4	21,301.5	76,952.0
Utilities and services	59,505.6	4,688.3	2,478.8	820.8	11,760.3	79,253.8
Housing loans	38,439.6	1,686.6	1,723.4	1,617.0	18,098.1	61,564.7
Others	37,759.9	1,217.3	660.1	1,767.2	2,741.0	44,145.5
	534,206.4	26,831.2	25,041.1	31,842.9	100,366.9	718,288.5
<u>Less</u> Unearned discounts						(146.9)
Total						718,141.6
<u>Add</u> Accrued interest receivable						1,755.7
<b>Total</b>						719,897.3

As at December 31, 2001, the Bank had non-performing loans, which represent loans for which principal or interest has been in arrears for more than three months from their due dates, amounting to Baht 106,108.3 million.

As at December 31, 2002 and 2001, the Bank had impaired loans in accordance with the BOT's redefinition (see Note 4.2) amounting to Baht 215,985.9 million and Baht 251,188.5 million, respectively.

4.5.5 As at December 31, 2002 and 2001, classified loans and allowance for doubtful accounts in accordance with the notification of the BOT are as follows :

(Million Baht)

#### CONSOLIDATED FINANCIAL STATEMENTS

	2002			
	Loans and Accrued Interest Receivables	Loans and Accrued Interest Receivables Net of Collateral Permitted by BOT	% Required per BOT	Provision Recorded by the Bank
Normal	594,755.7	296,158.0	1	2,961.6
Special mentioned	28,244.9	5,875.8	2	117.5
Substandard	22,647.7	3,883.4	20	776.7
Doubtful	22,226.8	7,969.4	50	3,984.7
Doubtful of loss	171,719.0	83,039.0	100	83,039.0
Total	839,594.1	396,925.6		90,879.5
<u>Less</u> Unearned discounts	(266.9)			
<u>Add</u> Allowance for doubtful accounts which exceed minimum provision required by the BOT				47,115.4
<b>Total</b>	<b>839,327.2</b>			<b>137,994.9 *</b>

(Million Baht)

#### CONSOLIDATED FINANCIAL STATEMENTS

	2001			
	Loans and Accrued Interest Receivables	Loans and Accrued Interest Receivables Net of Collateral Permitted by BOT	% Required per BOT	Provision Recorded by the Bank
Normal	539,831.1	248,753.4	1	2,487.5
Special mentioned	27,619.0	9,677.5	2	193.5
Substandard	25,141.4	9,307.8	20	1,861.6
Doubtful	31,873.6	17,427.3	50	8,713.7
Doubtful of loss	101,249.2	468.7	100	468.7
Total	725,714.3	285,634.7		13,725.0
<u>Less</u> Unearned discounts	(159.5)			
<u>Add</u> Allowance for doubtful accounts which exceed minimum provision required by the BOT				44,395.4
<b>Total</b>	<b>725,554.8</b>			<b>58,120.4 **</b>

\* Excluding allowance for doubtful accounts for legal expense paid in advance amounting to Baht 142.4 million (see Note 4.6)

\*\* Excluding allowance for doubtful accounts for legal expense paid in advance amounting to Baht 22.1 million (see Note 4.6)

(Million Baht)

## THE BANK'S FINANCIAL STATEMENTS

	2002			
	Loans and Accrued Interest Receivables	Loans and Accrued Interest Receivables Net of Collateral Permitted by BOT	% Required per BOT	Provision Recorded by the Bank
Normal	588,589.3	291,975.0	1	2,919.8
Special mentioned	27,811.6	5,660.8	2	113.2
Substandard	22,610.3	3,869.7	20	774.0
Doubtful	22,188.5	7,952.5	50	3,976.2
Doubtful of loss	171,128.8	82,686.0	100	82,686.0
Total	832,328.5	392,144.0		90,469.2
<u>Less</u> Unearned discounts	(247.0)			
<u>Add</u> Allowance for doubtful accounts which exceed minimum provision required by the BOT				46,918.2
<b>Total</b>	<b>832,081.5</b>			<b>137,387.4 *</b>

(Million Baht)

## THE BANK'S FINANCIAL STATEMENTS

	2001			
	Loans and Accrued Interest Receivables	Loans and Accrued Interest Receivables Net of Collateral Permitted by BOT	% Required per BOT	Provision Recorded by the Bank
Normal	535,579.8	245,475.7	1	2,454.8
Special mentioned	27,137.4	9,519.1	2	190.4
Substandard	25,117.2	9,305.1	20	1,861.0
Doubtful	31,843.0	17,417.8	50	8,708.9
Doubtful of loss	100,366.8	-	100	-
Total	720,044.2	281,717.7		13,215.1
<u>Less</u> Unearned discounts	(146.9)			
<u>Add</u> Allowance for doubtful accounts which exceed minimum provision required by the BOT				44,204.5
<b>Total</b>	<b>719,897.3</b>			<b>57,419.6 **</b>

\* Excluding allowance for doubtful accounts for legal expense paid in advance amounting to Baht 142.4 million (see Note 4.6)

\*\* Excluding allowance for doubtful accounts for legal expense paid in advance amounting to Baht 15.1 million (see Note 4.6)

4.5.6 The following pro forma information is provided to present the effects had the loans and related allowance for doubtful accounts, which had been written off, been recorded back in the Bank's financial statements for the year ended December 31, 2001, for comparability purposes only. The Bank did not present aforementioned information in the consolidated financial statements for the year ended December 31, 2001 due to the amount of the loans and related allowance for doubtful accounts of subsidiary company to be recorded back is not material.

(Million Baht)

**THE BANK'S FINANCIAL STATEMENTS**

	As prior year reported	Pro forma loan and allowance for doubtful account written off	Pro forma after the effect of reversal loan and allowance for doubtful account
Loans	718,141.6	93,795.2	811,936.8
Accrued Interest receivables	1,755.7	-	1,755.7
Total loans and accrued interest receivable	719,897.3	93,795.2	813,692.5
<u>Less</u> Allowance for doubtful accounts	(57,434.7)	(93,795.2)	(151,229.9)
Revaluation allowance for debt restructuring	(11,104.8)	-	(11,104.8)
<b>Total loans and accrued interest receivable, net</b>	<b>651,357.8</b>	<b>-</b>	<b>651,357.8</b>

4.5.6.1 Classified by product as at December 31, 2001 :

(Million Baht)

**THE BANK'S FINANCIAL STATEMENTS**

Overdrafts	85,816.9
Loans	597,233.8
Bills	129,033.0
Hire purchase receivables	-
Others	-
Total	812,083.7
<u>Less</u> Unearned discounts	(146.9)
Total	811,936.8
<u>Add</u> Accrued interest receivable	1,755.7
<u>Less</u> Allowance for doubtful accounts	(151,229.9)
Revaluation allowance for debt restructuring	(11,104.8)
<b>Total</b>	<b>651,357.8</b>

4.5.6.2 Classified by remaining maturity as at December 31, 2001 :

(Million Baht)

**THE BANK'S FINANCIAL  
STATEMENTS**

Up to 1 year *	502,113.2
Over 1 year	309,970.5
Total	812,083.7
<u>Less</u> Unearned discounts	(146.9)
Total	811,936.8
<u>Add</u> Accrued interest receivable	1,755.7
<b>Total</b>	<b>813,692.5</b>

4.5.6.3 Classified by currency and customer's residence as at December 31, 2001 :

(Million Baht)

**THE BANK'S FINANCIAL STATEMENTS**

	<b>Domestic</b>	<b>Foreign</b>	<b>Total</b>
BAHT	712,969.6	4,896.2	717,865.8
USD	29,181.7	45,319.2	74,500.9
Others	3,505.8	16,211.2	19,717.0
	745,657.1	66,426.6	812,083.7
<u>Less</u> Unearned discounts			(146.9)
Total			811,936.8
<u>Add</u> Accrued interest receivable			1,755.7
<b>Total</b>			<b>813,692.5</b>

\* Including past-due contracts

4.5.6.4 Classified by business type and in accordance with the notification of the BOT as at December 31, 2001 :

(Million Baht)

<b>THE BANK'S FINANCIAL STATEMENTS</b>						
	<b>Normal</b>	<b>Special Mentioned</b>	<b>Substandard</b>	<b>Doubtful</b>	<b>Doubtful of loss</b>	<b>Total</b>
Agriculture and mining	12,995.4	727.1	455.6	700.5	5,168.0	20,046.6
Manufacturing and commercial	344,890.1	14,227.4	13,107.4	22,803.0	91,735.1	486,763.0
Real estate and construction	40,615.8	4,284.5	6,615.8	4,134.4	39,366.2	95,016.7
Utilities and services	59,505.6	4,688.3	2,478.8	820.8	22,534.6	90,028.1
Housing loans	38,439.6	1,686.6	1,723.4	1,617.0	21,062.7	64,529.3
Others	37,759.9	1,217.3	660.1	1,767.2	14,295.5	55,700.0
	534,206.4	26,831.2	25,041.1	31,842.9	194,162.1	812,083.7
<u>Less</u> Unearned discounts						(146.9)
Total						811,936.8
<u>Add</u> Accrued interest receivable						1,755.7
<b>Total</b>						813,692.5

4.5.6.5 As at December 31, 2001, classified loans and allowance for doubtful accounts in accordance with the notification of the BOT are as follows :

(Million Baht)

<b>THE BANK'S FINANCIAL STATEMENTS</b>				
	<b>Loans and Accrued Interest Receivables</b>	<b>Loans and Accrued Interest Receivables Net of Collateral Permitted by BOT</b>	<b>% Required per BOT</b>	<b>Provision Recorded by the Bank</b>
Normal	535,579.7	245,475.7	1	2,454.8
Special mentioned	27,137.4	9,519.1	2	190.4
Substandard	25,117.2	9,305.1	20	1,861.0
Doubtful	31,843.0	17,417.8	50	8,708.9
Doubtful of loss	194,162.1	93,795.2	100	93,795.2
Total	813,839.4	375,512.9		107,010.3
<u>Less</u> Unearned discounts	(146.9)			
<u>Add</u> Allowance for doubtful accounts which exceed minimum provision required by the BOT				44,204.5
<b>Total</b>	813,692.5			151,214.8 *

\* Excluding allowance for doubtful accounts for legal expense paid in advance amounting to Baht 130.1 million

4.5.7 As at December 31, 2002 and 2001, the Bank and subsidiaries have loans and accrued interest receivables to companies with certain financial positions and results of operation problems as defined in the SET's guidelines, regarding quality of assets and related party transactions, dated July 17, 1998, for which the Bank has provided an allowance for the related doubtful accounts in the caption of loan and accrued interest receivables, as follows :

(Million Baht)

**CONSOLIDATED FINANCIAL STATEMENTS**

	2002				
	No. of Companies	Outstanding Balance	Collateral Value	Provision Required by the BOT	Provision Recorded by the Bank
Financial institutions ordered closed	8	817.2	-	817.2	817.2
Financial institutions taken control and ordered to decrease and increase capital by the BOT	-	-	-	-	-
Listed companies identified for delisting	27	24,276.7	3,257.5	703.9	703.9
<b>Total</b>	<b>35</b>	<b>25,093.9</b>	<b>3,257.5</b>	<b>1,521.1</b>	<b>1,521.1</b>

(Million Baht)

**CONSOLIDATED FINANCIAL STATEMENTS**

	2001				
	No. of Companies	Outstanding Balance	Collateral Value	Provision Required by the BOT	Provision Recorded by the Bank
Financial institutions ordered closed	-	-	-	-	-
Financial institutions taken control and ordered to decrease and increase capital by the BOT	-	-	-	-	-
Listed companies identified for delisting	23	25,512.7	6,318.5	192.7	192.7
<b>Total</b>	<b>23</b>	<b>25,512.7</b>	<b>6,318.5</b>	<b>192.7</b>	<b>192.7</b>



(Million Baht)

## THE BANK'S FINANCIAL STATEMENTS

	2002				
	No. of Companies	Outstanding Balance	Collateral Value	Provision Required by the BOT	Provision Recorded by the Bank
Financial institutions ordered closed	8	817.2	-	817.2	817.2
Financial institutions taken control and ordered to decrease and increase capital by the BOT	-	-	-	-	-
Listed companies identified for delisting	27	24,276.7	3,257.5	703.9	703.9
<b>Total</b>	<b>35</b>	<b>25,093.9</b>	<b>3,257.5</b>	<b>1,521.1</b>	<b>1,521.1</b>

(Million Baht)

## THE BANK'S FINANCIAL STATEMENTS

	2001				
	No. of Companies	Outstanding Balance	Collateral Value	Provision Required by the BOT	Provision Recorded by the Bank
Financial institutions ordered closed	-	-	-	-	-
Financial institutions taken control and ordered to decrease and increase capital by the BOT	-	-	-	-	-
Listed companies identified for delisting	23	25,512.7	6,318.5	192.7	192.7
<b>Total</b>	<b>23</b>	<b>25,512.7</b>	<b>6,318.5</b>	<b>192.7</b>	<b>192.7</b>

The doubtful of loss loans which had been written back onto the balance sheet as at December 31, 2002 included loans to 8 financial institutions ordered closed. The loans to these debtors had been written off in the previous period.

#### 4.5.8 Transfer of assets to Thai Asset Management Corporation (TAMC)

On October 12, 2001, the Bank has entered into the Asset Transfer Agreement (the Agreement) with the TAMC in order to transfer the impaired assets of the Bank including all rights over the assets securing such assets as at December 31, 2000, as well as any other related rights or contingencies of the Bank against those debtors pursuant to the terms and conditions of the Agreement and the applicable provisions of the Royal Ordinance establishing TAMC B.E. 2544 (the TAMC Law). The price payable by TAMC to the Bank for such impaired assets transferred shall be the value of collateral of such loan but shall not exceed the book value of the loan less the allowance for doubtful accounts as at the transfer date which has been set aside pursuant to the notification of the Bank of Thailand. TAMC will make payments for assets transferred after preliminary confirmation of the transfer price by issuing a non-negotiable promissory note which is given aval by the Financial Institutions Development Fund (FIDF), to be due at the end of 10 years from the date of issuance. Such promissory note may be redeemable by TAMC prior to its maturity. The interest rate shall be the weighted average rate of deposits as defined in the Agreement and shall be determined on a quarterly basis. The interest accrued shall be payable by TAMC to the Bank annually by issuing to the Bank a non-negotiable promissory note which is given aval by the FIDF, to be due at the end of one year from the date of issuance.

The Bank and TAMC agreed to recognize any profits or losses arising from the management of the impaired assets at the end of the fifth and the tenth year starting from July 1, 2001. The profits or losses shall be calculated based on all accumulated asset recoveries on cash basis up to the date of calculation of such profits or losses less the transfer costs and other operating expenses incurred by TAMC including all interest paid by TAMC to the Bank.

In the case whereby profits are realized, the first portion of the profits, not exceeding 20% of the transfer price of the impaired assets transferred to TAMC, will be allocated to the Bank and TAMC at 50 % each. The second portion of the profits will be given to the Bank at the amount such that when included with the first profit portion shall not exceed the difference between the book value of the impaired assets of the Bank and the transfer price of such assets transferred to TAMC. The residual amount of the second profit portion will be given to TAMC. In the case whereby losses are realized, the first portion of the losses will be borne by the Bank but not exceeding 20% of the transfer price of the impaired assets transferred to TAMC. The second portion of the losses, not exceeding 20% of the transfer price of the impaired assets transferred to TAMC, will be allocated to the Bank and TAMC at 50% each. The residual amount of the second losses portion will be borne by TAMC.

The Bank has transferred impaired assets at the net amount of loan after deducting the allowance for doubtful accounts set aside pursuant to the notification of the Bank of Thailand from the date that the Bank has entered into the Agreement until as at December 31, 2002 and for the year ended December 31, 2002 amounting to Baht 24,829.7 million and Baht 2,372.6 million to TAMC, respectively. Subsequent transfers of impaired assets will occur pursuant to the conditions stated in the Agreement.

On December 31, 2002, the Bank received promissory notes from TAMC relating to certain portions of transferred impaired assets amounting to Baht 18,880.6 million.

4.5.9 As at December 31, 2002 and 2001, assets classified in accordance with the notification of the BOT are as follows :

(Million Baht)

**CONSOLIDATED FINANCIAL STATEMENTS**

	2002				
	Loans and Accrued Interest Receivables	Investments	Properties Foreclosed	Other Assets	Total
Normal	594,755.7	-	-	160.5	594,916.2
Special mentioned	28,244.9	-	-	19.8	28,264.7
Substandard	22,647.7	-	-	26.4	22,674.1
Doubtful	22,226.8	-	-	51.7	22,278.5
Doubtful of loss	171,719.0	4,634.0	1,656.2	2,175.1	180,184.3
Loss	-	-	-	-	-
Total	839,594.1	4,634.0	1,656.2	2,433.5	848,317.8
Less Unearned discounts	(266.9)				
<b>Total</b>	<b>839,327.2</b>				

(Million Baht)

**CONSOLIDATED FINANCIAL STATEMENTS**

	2001				
	Loans and Accrued Interest Receivables	Investments	Properties Foreclosed	Other Assets	Total
Normal	539,831.1	-	-	170.5	540,001.6
Special mentioned	27,619.0	-	-	17.7	27,636.7
Substandard	25,141.4	-	-	16.5	25,157.9
Doubtful	31,873.6	-	-	49.4	31,923.0
Doubtful of loss	101,249.2	1,548.8	1,096.6	1,900.4	105,795.0
Loss	-	-	-	-	-
Total	725,714.3	1,548.8	1,096.6	2,154.5	730,514.2
Less Unearned discounts	(159.5)				
<b>Total</b>	<b>725,554.8</b>				

(Million Baht)

## THE BANK'S FINANCIAL STATEMENTS

	2002				Total
	Loans and Accrued Interest Receivables	Investments	Properties Foreclosed	Other Assets	
Normal	588,589.3	-	-	160.4	588,749.7
Special mentioned	27,811.6	-	-	19.2	27,830.8
Substandard	22,610.3	-	-	26.3	22,636.6
Doubtful	22,188.5	-	-	51.7	22,240.2
Doubtful of loss	171,128.8	4,627.4	1,491.6	2,170.7	179,418.5
Loss	-	-	-	-	-
Total	832,328.5	4,627.4	1,491.6	2,428.3	840,875.8
<u>Less</u> Unearned discounts	(247.0)				
<b>Total</b>	832,081.5				

(Million Baht)

## THE BANK'S FINANCIAL STATEMENTS

	2001				Total
	Loans and Accrued Interest Receivables	Investments	Properties Foreclosed	Other Assets	
Normal	535,579.8	-	-	170.4	535,750.2
Special mentioned	27,137.4	-	-	17.6	27,155.0
Substandard	25,117.2	-	-	16.4	25,133.6
Doubtful	31,843.0	-	-	49.3	31,892.3
Doubtful of loss	100,366.8	1,540.3	981.9	1,893.4	104,782.4
Loss	-	-	-	-	-
Total	720,044.2	1,540.3	981.9	2,147.1	724,713.5
<u>Less</u> Unearned discounts	(146.9)				
<b>Total</b>	719,897.3				

## 4.5.10 Troubled debt restructurings

Details of the restructured debts of the Bank for the years ended December 31, 2002 and 2001, classified into the restructuring methods are as follows :

(Million Baht)

THE BANK'S FINANCIAL STATEMENTS				
Restructuring Method	2002			
	Cases	Outstanding Debt before Restructuring	Type of Transferred Assets	Fair Value
Asset transfer	217	4,272.4	Land, building, machinery, share capital, leasehold	3,570.1
Debt - equity conversion	20	1,699.3	share capital	1,691.9
Debt restructuring in various forms	20,956	60,989.7		
<b>Total</b>	<b>21,193</b>	<b>66,961.4</b>		

(Million Baht)

THE BANK'S FINANCIAL STATEMENTS				
Restructuring Method	2001			
	Cases	Outstanding Debt before Restructuring	Type of Transferred Assets	Fair Value
Asset transfer	391	18,503.3	Land, building, machinery, share capital, leasehold	17,633.9
Debt - equity conversion	16	4,113.1	share capital	4,182.5
Debt restructuring in various forms	29,674	116,902.9		
<b>Total</b>	<b>30,081</b>	<b>139,519.3</b>		

For the years ended December 31, 2002 and 2001, the Bank recognized interest income from restructured debts amounting to Baht 13,293.3 million and Baht 13,983.1 million, respectively.

As at December 31, 2002 and 2001, the Bank had balance of loan to restructured debtors amounting to Baht 261,869.9 million and Baht 282,276.9 million, respectively.

The Bank did not present the aforementioned information in the consolidated financial statements for the years ended December 31, 2002 and 2001 as the amount of the restructured loans of subsidiary company is not material.

#### 4.6 Allowance for doubtful accounts

Allowance for doubtful accounts consisted of the following as at December 31, 2002 and 2001 :

(Million Baht)

CONSOLIDATED FINANCIAL STATEMENTS							
	2002						Total
	Normal	Special Mentioned	Substandard	Doubtful	Doubtful of Loss	Allowance for Doubtful Accounts in Excess of The BOT's Minimum Requirement	
Balance brought forward	2,489.2	193.9	1,864.7	8,723.5	465.0	44,406.2	58,142.5
Doubtful accounts	475.4	4.4	(1,081.0)	6.3	16.7	(7,559.3)	(8,137.5)
Bad debt recovered	-	-	-	-	(9.5)	230.3	220.8
Bad debt written off	(1.5)	(4.4)	(1.8)	(3.5)	131.3	(2,959.5)	(2,839.4)
Others	-	(76.0)	-	(4,730.2)	82,560.9	12,996.2	90,750.9 *
<b>Balance carried forward</b>	<b>2,963.1</b>	<b>117.9</b>	<b>781.9</b>	<b>3,996.1</b>	<b>83,164.4</b>	<b>47,113.9</b>	<b>138,137.3</b>

\* Including allowance for doubtful accounts written back as at June 30, 2002 amounting to Baht 88,143.3 million.(see Note 3.6)

(Million Baht)

CONSOLIDATED FINANCIAL STATEMENTS							
	2001						Total
	Normal	Special Mentioned	Substandard	Doubtful	Doubtful of Loss	Allowance for Doubtful Accounts in Excess of The BOT's Minimum Requirement	
Balance brought forward	2,476.3	198.6	1,984.1	3,009.1	925.6	43,977.8	52,571.5
Doubtful accounts	12.2	-	(116.3)	-	-	(3,499.2)	(3,603.3)
Bad debt recovered	-	-	-	-	-	428.7	428.7
Bad debt written off	0.7	(0.1)	(3.1)	(0.2)	3.9	(5,291.7)	(5,290.5)
Others	-	(4.6)	-	5,714.6	(464.5)	8,790.6	14,036.1
<b>Balance carried forward</b>	<b>2,489.2</b>	<b>193.9</b>	<b>1,864.7</b>	<b>8,723.5</b>	<b>465.0</b>	<b>44,406.2</b>	<b>58,142.5</b>

(Million Baht)

## THE BANK'S FINANCIAL STATEMENTS

	2002						Total
	Normal	Special Mentioned	Substandard	Doubtful	Doubtful of Loss	Allowance for Doubtful Accounts in Excess of The BOT's Minimum Requirement	
Balance brought forward	2,456.5	190.7	1,864.1	8,718.8	-	44,204.6	57,434.7
Doubtful accounts	464.9	-	(1,085.1)	-	-	(7,565.4)	(8,185.6)
Bad debt recovered	-	-	-	-	-	230.3	230.3
Bad debt written off	-	-	-	-	-	(2,707.9)	(2,707.9)
Others	-	(77.1)	-	(4,731.1)	82,809.9	12,756.6	90,758.3 *
<b>Balance carried forward</b>	<b>2,921.4</b>	<b>113.6</b>	<b>779.0</b>	<b>3,987.7</b>	<b>82,809.9</b>	<b>46,918.2</b>	<b>137,529.8</b>

\* Including allowance for doubtful accounts written back as at June 30, 2002 amounting to Baht 88,034.9 million.(see Note 3.6)

(Million Baht)

## THE BANK'S FINANCIAL STATEMENTS

	2001						Total
	Normal	Special Mentioned	Substandard	Doubtful	Doubtful of Loss	Allowance for Doubtful Accounts in Excess of The BOT's Minimum Requirement	
Balance brought forward	2,451.5	196.2	1,930.5	3,003.7	-	43,883.8	51,465.7
Doubtful accounts	5.0	-	(66.4)	-	-	(3,197.5)	(3,258.9)
Bad debt recovered	-	-	-	-	-	428.7	428.7
Bad debt written off	-	-	-	-	-	(5,238.7)	(5,238.7)
Others	-	(5.5)	-	5,715.1	-	8,328.3	14,037.9
<b>Balance carried forward</b>	<b>2,456.5</b>	<b>190.7</b>	<b>1,864.1</b>	<b>8,718.8</b>	<b>-</b>	<b>44,204.6</b>	<b>57,434.7</b>

As at December 31, 2001, the Bank had written off loans classified as doubtful of loss which were in excess of collateral and fully provisioned for amounting to Baht 93,906.6 million in the consolidated financial statements and amounting to Baht 93,795.2 million in the Bank's financial statements. This was in accordance with notification of the BOT regarding worthless or irrecoverable assets or assets with doubtful value of recoverability dated March 17, 2000. (see Note 3.6)

As at December 31, 2002, the allowance for doubtful accounts of Baht 138,137.3 million in the consolidated financial statements include an allowance for legal expense paid in advance of Baht 142.4 million. The allowance for doubtful accounts of Baht 137,529.8 million in the Bank's financial statements include an allowance for legal expense paid in advance of Baht 142.4 million.

As at December 31, 2001, the allowance for doubtful accounts of Baht 58,142.5 million in the consolidated financial statements include an allowance for legal expense paid in advance of Baht 22.1 million. The allowance for doubtful accounts of Baht 57,434.7 million in the Bank's financial statements include an allowance for legal expense paid in advance of Baht 15.1 million.

As at December 31, 2002 and 2001, the Bank had established allowance for doubtful accounts in excess of the minimum level required by the BOT's guideline as described in Note 1.2 since the Bank takes into consideration potential additional loss from the debtors not being able to perform according to the lending agreements.

For the years ended December 31, 2002 and 2001, collateral supporting significant loans were reappraised by either independent appraisers approved by the BOT or internal appraisers of the Bank and the subsidiaries. For collateral valuation, the Bank followed the notification of the BOT regarding worthless or irrecoverable assets or assets with doubtful value of recoverability dated February 18, 2002 and March 17, 2000, respectively, in that up to 90% of appraised value is deducted from the debtor's balance before provision for collateral that have been marked to market or appraised within 12 months. For collateral that are less frequently appraised, up to 50% deduction is applied.

For debtors with balance of less than Baht 5 million, up to 90% of the appraised value of collaterals is deducted from the debtor's balance before provision if the collateral have been marked to market or appraised within 36 months. For collateral that are less frequently appraised, up to 50% deduction is applied.

For the years ended December 31, 2002 and 2001, the Bank classified its assets and provisions for loan losses using guidelines in the BOT's Notification on the subject of worthless or irrecoverable assets and assets with doubtful value of recoverability dated February 18, 2002 and March 17, 2000, respectively.



#### 4.7 Revaluation allowance for debt restructuring

Revaluation allowance for debt restructuring as at December 31, 2002 and 2001, are as follows :

(Million Baht)

	CONSOLIDATED FINANCIAL STATEMENTS		THE BANK'S FINANCIAL STATEMENTS	
	2002	2001	2002	2001
Balance brought forward	11,118.7	8,929.4	11,104.8	8,929.4
Increase during the period	7,728.2	7,315.2	7,728.2	7,275.5
Write off/decrease during the period	(5,622.6)	(5,125.9)	(5,608.7)	(5,100.1)
<b>Balance carried forward</b>	<b>13,224.3</b>	<b>11,118.7</b>	<b>13,224.3</b>	<b>11,104.8</b>

#### 4.8 Properties foreclosed, net

Properties foreclosed consisted of the following as at December 31, 2002 and 2001 :

(Million Baht)

Type of properties foreclosed	CONSOLIDATED FINANCIAL STATEMENTS			
	2002			
	Balance Brought Forward	Additions	Disposals	Balance Carried Forward
Assets from debt repayment				
Immovable assets	32,391.2	4,719.6	(1,972.9)	35,137.9
Movable assets	787.7	141.9	(47.7)	881.9
Total properties foreclosed	33,178.9	4,861.5	(2,020.6)	36,019.8
<u>Less</u> Allowance for impairment	(1,298.1)	(1,103.5)	122.9	(2,278.7)
<b>Total properties foreclosed, net</b>	<b>31,880.8</b>	<b>3,758.0</b>	<b>(1,897.7)</b>	<b>33,741.1</b>

(Million Baht)

Type of properties foreclosed	CONSOLIDATED FINANCIAL STATEMENTS			
	2001			
	Balance Brought Forward	Additions	Disposals	Balance Carried Forward
Assets from debt repayment				
Immovable assets	16,821.3	16,613.9	(1,044.0)	32,391.2
Movable assets	612.1	193.7	(18.1)	787.7
Total properties foreclosed	17,433.4	16,807.6	(1,062.1)	33,178.9
<u>Less</u> Allowance for impairment	(776.6)	(667.3)	145.8	(1,298.1)
<b>Total properties foreclosed, net</b>	<b>16,656.8</b>	<b>16,140.3</b>	<b>(916.3)</b>	<b>31,880.8</b>

(Million Baht)

## THE BANK'S FINANCIAL STATEMENTS

Type of properties foreclosed	2002			
	Balance Brought Forward	Additions	Disposals	Balance Carried Forward
Assets from debt repayment				
Immovable assets	29,926.4	4,661.6	(1,750.1)	32,837.9
Movable assets	787.7	141.9	(47.7)	881.9
Total properties foreclosed	30,714.1	4,803.5	(1,797.8)	33,719.8
<u>Less</u> Allowance for impairment	(1,183.4)	(1,033.1)	102.4	(2,114.1)
<b>Total properties foreclosed, net</b>	<b>29,530.7</b>	<b>3,770.4</b>	<b>(1,695.4)</b>	<b>31,605.7</b>

(Million Baht)

## THE BANK'S FINANCIAL STATEMENTS

Type of properties foreclosed	2001			
	Balance Brought Forward	Additions	Disposals	Balance Carried Forward
Assets from debt repayment				
Immovable assets	14,603.8	16,590.0	(1,267.4)	29,926.4
Movable assets	611.9	193.4	(17.6)	787.7
Total properties foreclosed	15,215.7	16,783.4	(1,285.0)	30,714.1
<u>Less</u> Allowance for impairment	(776.5)	(550.6)	143.7	(1,183.4)
<b>Total properties foreclosed, net</b>	<b>14,439.2</b>	<b>16,232.8</b>	<b>(1,141.3)</b>	<b>29,530.7</b>

For the year ended December 31, 2002, there is no impairment reversal of properties foreclosed.

For the year ended December 31, 2001, the Bank reversed impairment of certain properties foreclosed since there were indications that the impairment losses recognized on properties foreclosed in the prior periods has decreased or no longer exist.

Properties foreclosed classified in accordance with the notification of the BOT as at December 31, 2002 and 2001, are presented in Note 4.5.9.

#### 4.9 Premises and equipment, net

Premises and equipment consisted of the following as at December 31, 2002 and 2001 :

(Million Baht)

<b>CONSOLIDATED FINANCIAL STATEMENTS</b>					
	<b>2002</b>				
	<b>Land</b>	<b>Premises</b>	<b>Equipment</b>	<b>Others</b>	<b>Total</b>
<b>Opening amount</b>					
Cost	7,179.4	8,540.1	14,440.1	730.0	30,889.6
Appraisal increase (year 2000)	10,281.5	15,131.8	-	-	25,413.3
Appraisal decrease (year 2000)	(989.0)	(522.4)	-	-	(1,511.4)
<u>Less</u> Accumulated depreciation - cost	-	(4,051.9)	(11,686.6)	-	(15,738.5)
<u>Less</u> Accumulated depreciation - appraisal increase	-	(8,741.6)	-	-	(8,741.6)
<b>Net opening amount</b>	16,471.9	10,356.0	2,753.5	730.0	30,311.4
Additions/acquisitions - cost	-	86.9	1,587.4	784.4	2,458.7
Appraisal increase	-	335.1	-	-	335.1
Appraisal decrease - charge against previous appraisal increase	-	(89.5)	-	-	(89.5)
Appraisal increase - charge against previous appraisal decrease	-	13.1	-	-	13.1
Disposals/transfers - cost	(6.5)	(12.7)	(244.2)	(622.4)	(885.8)
Disposals/transfers - appraisal increase	(72.2)	(173.1)	-	-	(245.3)
Depreciation for the period - cost	-	(345.7)	(1,148.6)	-	(1,494.3)
Depreciation for the period - appraisal increase	-	(654.0)	-	-	(654.0)
Accumulated depreciation - disposals - cost	-	12.7	232.6	-	245.3
Accumulated depreciation - disposals - appraisal increase	-	123.8	-	-	123.8
Accumulated depreciation - appraisal increase	-	(141.7)	-	-	(141.7)
Exchange rate adjustments	32.6	14.1	4.4	-	51.1
<b>Total</b>	16,425.8	9,525.0	3,185.1	892.0	30,027.9
<b>Closing amount</b>					
Cost	7,205.4	8,659.2	15,789.4	892.0	32,546.0
Appraisal increase (year 2000 and year 2002)	10,209.4	15,204.3	-	-	25,413.7
Appraisal decrease (year 2000 and year 2002)	(989.0)	(509.3)	-	-	(1,498.3)
<u>Less</u> Accumulated depreciation - cost	-	(4,415.7)	(12,604.3)	-	(17,020.0)
<u>Less</u> Accumulated depreciation - appraisal increase	-	(9,413.5)	-	-	(9,413.5)
<b>Net closing amount</b>	16,425.8	9,525.0	3,185.1	892.0	30,027.9

(Million Baht)

## CONSOLIDATED FINANCIAL STATEMENTS

	2001				
	Land	Premises	Equipment	Others	Total
<b>Opening amount</b>					
Cost	7,301.6	8,497.0	13,742.0	377.8	29,918.4
Appraisal increase (year 2000)	10,155.2	15,131.4	-	-	25,286.6
Appraisal decrease (year 2000)	(991.6)	(521.6)	-	-	(1,513.2)
Less Accumulated depreciation - cost	-	(3,729.9)	(10,911.3)	-	(14,641.2)
Less Accumulated depreciation - appraisal increase	-	(8,120.4)	-	-	(8,120.4)
<b>Net opening amount</b>	16,465.2	11,256.5	2,830.7	377.8	30,930.2
Additions/acquisitions - cost	-	129.5	1,115.8	959.4	2,204.7
Appraisal increase	131.8	0.4	-	-	132.2
Disposals/transfers - cost	(0.3)	(2.0)	(418.8)	(607.2)	(1,028.3)
Disposals/transfers - appraisal increase	(2.9)	(0.7)	-	-	(3.6)
Depreciation for the year - cost	-	(366.8)	(1,184.3)	-	(1,551.1)
Depreciation for the year - appraisal increase	-	(621.4)	-	-	(621.4)
Accumulated depreciation - disposals - cost	-	2.0	414.3	-	416.3
Accumulated depreciation - disposals - appraisal increase	-	0.2	-	-	0.2
Exchange rate adjustments	(121.9)	(41.7)	(4.2)	-	(167.8)
<b>Total</b>	16,471.9	10,356.0	2,753.5	730.0	30,311.4
<b>Closing amount</b>					
Cost	7,179.4	8,540.1	14,440.1	730.0	30,889.6
Appraisal increase (year 2000)	10,281.5	15,131.8	-	-	25,413.3
Appraisal decrease (year 2000)	(989.0)	(522.4)	-	-	(1,511.4)
Less Accumulated depreciation - cost	-	(4,051.9)	(11,686.6)	-	(15,738.5)
Less Accumulated depreciation - appraisal increase	-	(8,741.6)	-	-	(8,741.6)
<b>Net closing amount</b>	16,471.9	10,356.0	2,753.5	730.0	30,311.4

(Million Baht)

## THE BANK'S FINANCIAL STATEMENTS

	2002				
	Land	Premises	Equipment	Others	Total
<b>Opening amount</b>					
Cost	7,170.8	8,396.5	14,277.5	730.0	30,574.8
Appraisal increase (year 2000)	10,281.5	15,131.8	-	-	25,413.3
Appraisal decrease (year 2000)	(989.0)	(522.4)	-	-	(1,511.4)
<u>Less</u> Accumulated depreciation - cost	-	(3,994.3)	(11,610.6)	-	(15,604.9)
<u>Less</u> Accumulated depreciation					
- appraisal increase	-	(8,741.6)	-	-	(8,741.6)
<b>Net opening amount</b>	16,463.3	10,270.0	2,666.9	730.0	30,130.2
Additions/acquisitions - cost	-	86.9	1,543.3	784.4	2,414.6
Appraisal increase	-	335.1	-	-	335.1
Appraisal decrease - charge against previous appraisal increase	-	(89.5)	-	-	(89.5)
Appraisal increase - charge against previous appraisal decrease	-	13.1	-	-	13.1
Disposals/transfers - cost	(6.5)	(12.7)	(227.4)	(622.4)	(869.0)
Disposals/transfers - appraisal increase	(72.2)	(173.1)	-	-	(245.3)
Depreciation for the period - cost	-	(343.9)	(1,114.4)	-	(1,458.3)
Depreciation for the period - appraisal increase	-	(654.0)	-	-	(654.0)
Accumulated depreciation - disposals - cost	-	12.7	220.7	-	233.4
Accumulated depreciation - disposals					
- appraisal increase	-	123.8	-	-	123.8
Accumulated depreciation - appraisal increase	-	(141.7)	-	-	(141.7)
Exchange rate adjustments	32.9	16.2	4.6	-	53.7
<b>Total</b>	16,417.5	9,442.9	3,093.7	892.0	29,846.1
<b>Closing amount</b>					
Cost	7,197.1	8,519.2	15,600.8	892.0	32,209.1
Appraisal increase (year 2000 and year 2002)	10,209.4	15,204.3	-	-	25,413.7
Appraisal decrease (year 2000 and year 2002)	(989.0)	(509.3)	-	-	(1,498.3)
<u>Less</u> Accumulated depreciation - cost	-	(4,357.8)	(12,507.1)	-	(16,864.9)
<u>Less</u> Accumulated depreciation					
- appraisal increase	-	(9,413.5)	-	-	(9,413.5)
<b>Net closing amount</b>	16,417.5	9,442.9	3,093.7	892.0	29,846.1

(Million Baht)

## THE BANK'S FINANCIAL STATEMENTS

	2001				
	Land	Premises	Equipment	Others	Total
<b>Opening amount</b>					
Cost	7,293.2	8,356.4	13,665.1	377.8	29,692.5
Appraisal increase (year 2000)	10,155.2	15,131.4	-	-	25,286.6
Appraisal decrease (year 2000)	(991.6)	(521.6)	-	-	(1,513.2)
<u>Less</u> Accumulated depreciation - cost	-	(3,675.3)	(10,858.8)	-	(14,534.1)
<u>Less</u> Accumulated depreciation - appraisal increase	-	(8,120.4)	-	-	(8,120.4)
<b>Net opening amount</b>	16,456.8	11,170.5	2,806.3	377.8	30,811.4
Additions/acquisitions - cost	-	129.5	1,040.5	959.4	2,129.4
Appraisal increase	131.8	0.4	-	-	132.2
Disposals/transfers - cost	(0.3)	(2.0)	(417.7)	(607.2)	(1,027.2)
Disposals/transfers - appraisal increase	(2.9)	(0.7)	-	-	(3.6)
Depreciation for the year - cost	-	(364.9)	(1,171.3)	-	(1,536.2)
Depreciation for the year - appraisal increase	-	(621.4)	-	-	(621.4)
Accumulated depreciation - disposals - cost	-	2.0	413.6	-	415.6
Accumulated depreciation - disposals - appraisal increase	-	0.2	-	-	0.2
Exchange rate adjustments	(122.1)	(43.6)	(4.5)	-	(170.2)
<b>Total</b>	16,463.3	10,270.0	2,666.9	730.0	30,130.2
<b>Closing amount</b>					
Cost	7,170.8	8,396.5	14,277.5	730.0	30,574.8
Appraisal increase (year 2000)	10,281.5	15,131.8	-	-	25,413.3
Appraisal decrease (year 2000)	(989.0)	(522.4)	-	-	(1,511.4)
<u>Less</u> Accumulated depreciation - cost	-	(3,994.3)	(11,610.6)	-	(15,604.9)
<u>Less</u> Accumulated depreciation - appraisal increase	-	(8,741.6)	-	-	(8,741.6)
<b>Net closing amount</b>	16,463.3	10,270.0	2,666.9	730.0	30,130.2

#### 4.10 Deposits

4.10.1 Classified by product as at December 31, 2002 and 2001 :

(Million Baht)

	CONSOLIDATED FINANCIAL STATEMENTS		THE BANK'S FINANCIAL STATEMENTS	
	2002	2001	2002	2001
Demand	37,736.4	33,764.8	37,116.7	32,999.3
Savings	380,444.5	329,468.4	380,380.2	329,629.5
Fixed				
Up to 6 months	464,596.1	532,854.0	463,725.0	532,070.9
6 months - less than 1 year	39,092.8	42,081.3	37,976.0	41,257.1
1 year and over	147,520.0	140,116.5	142,904.3	135,404.3
Negotiable certificates of deposit	1,304.6	1,332.5	562.4	569.4
<b>Total</b>	<b>1,070,694.4</b>	<b>1,079,617.5</b>	<b>1,062,664.6</b>	<b>1,071,930.5</b>

4.10.2 Classified by remaining maturity as at December 31, 2002 and 2001 :

(Million Baht)

	CONSOLIDATED FINANCIAL STATEMENTS		THE BANK'S FINANCIAL STATEMENTS	
	2002	2001	2002	2001
Up to 1 year	1,053,544.7	1,068,689.4	1,046,017.6	1,061,763.5
Over 1 year	17,149.7	10,928.1	16,647.0	10,167.0
<b>Total</b>	<b>1,070,694.4</b>	<b>1,079,617.5</b>	<b>1,062,664.6</b>	<b>1,071,930.5</b>

4.10.3 Classified by currency and customer's residence as at December 31, 2002 and 2001 :

(Million Baht)

	CONSOLIDATED FINANCIAL STATEMENTS					
	2002			2001		
	Domestic	Foreign	Total	Domestic	Foreign	Total
BAHT	949,335.2	28,342.3	977,677.5	962,599.8	22,579.4	985,179.2
USD	14,166.0	42,112.6	56,278.6	15,991.5	44,471.7	60,463.2
Others	3,019.8	33,718.5	36,738.3	3,160.9	30,814.2	33,975.1
<b>Total</b>	<b>966,521.0</b>	<b>104,173.4</b>	<b>1,070,694.4</b>	<b>981,752.2</b>	<b>97,865.3</b>	<b>1,079,617.5</b>

(Million Baht)

## THE BANK'S FINANCIAL STATEMENTS

	2002			2001		
	Domestic	Foreign	Total	Domestic	Foreign	Total
BAHT	947,316.0	28,342.3	975,658.3	960,927.1	22,579.4	983,506.5
USD	14,125.3	42,111.2	56,236.5	15,931.0	44,470.6	60,401.6
Others	2,980.2	27,789.6	30,769.8	3,119.6	24,902.8	28,022.4
<b>Total</b>	<b>964,421.5</b>	<b>98,243.1</b>	<b>1,062,664.6</b>	<b>979,977.7</b>	<b>91,952.8</b>	<b>1,071,930.5</b>

## 4.11 Interbank and money market items (liabilities)

Interbank and money market items (liabilities) consisted of the following as at December 31, 2002 and 2001 :

(Million Baht)

## CONSOLIDATED FINANCIAL STATEMENTS

	2002			2001		
	Demand	Time	Total	Demand	Time	Total
<b>Domestic items</b>						
Bank of Thailand and Financial Institutions Development Fund	-	127.3	127.3	-	2,492.0	2,492.0
Commercial banks	462.9	84.6	547.5	782.4	115.7	898.1
Other banks	383.7	239.7	623.4	361.4	633.9	995.3
Finance companies, Finance and securities companies, Securities companies and Credit foncier companies	910.5	47.3	957.8	1,127.9	91.3	1,219.2
Other financial institutions	1,824.6	55.8	1,880.4	2,187.4	68.9	2,256.3
Total domestic items	3,581.7	554.7	4,136.4	4,459.1	3,401.8	7,860.9
<b>Foreign items</b>						
USD	433.0	6,587.8	7,020.8	613.6	3,335.7	3,949.3
JPY	22.5	6,318.6	6,341.1	88.5	9,268.5	9,357.0
Others	1,526.7	2,277.8	3,804.5	1,337.4	1,399.6	2,737.0
Total foreign items	1,982.2	15,184.2	17,166.4	2,039.5	14,003.8	16,043.3
<b>Total domestic and foreign items</b>	<b>5,563.9</b>	<b>15,738.9</b>	<b>21,302.8</b>	<b>6,498.6</b>	<b>17,405.6</b>	<b>23,904.2</b>



(Million Baht)

## THE BANK'S FINANCIAL STATEMENTS

	2002			2001		
	Demand	Time	Total	Demand	Time	Total
<b>Domestic items</b>						
Bank of Thailand and Financial Institutions Development Fund	-	127.3	127.3	-	2,492.0	2,492.0
Commercial banks	462.9	84.6	547.5	837.7	115.7	953.4
Other banks	383.7	239.7	623.4	361.4	633.9	995.3
Finance companies,						
Finance and securities companies,						
Securities companies and						
Credit foncier companies	963.3	47.3	1,010.6	1,127.9	91.3	1,219.2
Other financial institutions	1,824.6	55.8	1,880.4	2,187.4	68.9	2,256.3
Total domestic items	3,634.5	554.7	4,189.2	4,514.4	3,401.8	7,916.2
<b>Foreign items</b>						
USD	457.6	9,344.3	9,801.9	627.8	8,700.4	9,328.2
JPY	24.1	6,318.6	6,342.7	91.9	9,268.5	9,360.4
Others	1,544.5	2,118.2	3,662.7	1,360.7	1,353.3	2,714.0
Total foreign items	2,026.2	17,781.1	19,807.3	2,080.4	19,322.2	21,402.6
<b>Total domestic and foreign items</b>	5,660.7	18,335.8	23,996.5	6,594.8	22,724.0	29,318.8

## 4.12 Borrowings

4.12.1 Classified by types of securities and sources of fund as at December 31, 2002 and 2001 :

(Million Baht)

## CONSOLIDATED FINANCIAL STATEMENTS

	2002			2001		
	Domestic	Foreign	Total	Domestic	Foreign	Total
Unsecured subordinated notes	42,090.0	32,171.4	74,261.4	47,150.0	33,182.6	80,332.6
<u>Less</u> Master Investment Agreement	(34,500.0)	-	(34,500.0)	(34,500.0)	-	(34,500.0)
Subordinated convertible bonds	21,620.0	9,768.0	31,388.0	21,620.0	9,768.0	31,388.0
<u>Less</u> Discount on borrowings	(16,445.0)	(10,419.4)	(26,864.4)	(21,505.0)	(11,670.8)	(33,175.8)
<b>Total</b>	12,765.0	31,520.0	44,285.0	12,765.0	31,279.8	44,044.8

(Million Baht)

## THE BANK'S FINANCIAL STATEMENTS

	2002			2001		
	Domestic	Foreign	Total	Domestic	Foreign	Total
Unsecured subordinated notes	42,090.0	32,171.4	74,261.4	47,150.0	33,182.6	80,332.6
<u>Less</u> Master Investment Agreement	(34,500.0)	-	(34,500.0)	(34,500.0)	-	(34,500.0)
Subordinated convertible bonds	21,620.0	9,768.0	31,388.0	21,620.0	9,768.0	31,388.0
<u>Less</u> Discount on borrowings	(16,445.0)	(10,419.4)	(26,864.4)	(21,505.0)	(11,670.8)	(33,175.8)
<b>Total</b>	<b>12,765.0</b>	<b>31,520.0</b>	<b>44,285.0</b>	<b>12,765.0</b>	<b>31,279.8</b>	<b>44,044.8</b>

4.12.2 Classified by types of securities, currency, maturity and interest rate as at December 31, 2002 and 2001 :

(Million Baht)

## CONSOLIDATED FINANCIAL STATEMENTS

Types	Currency	Maturity	Interest Rate	Amount	
				2002	2001
<b>Short - term borrowings</b>					
Unsecured subordinated notes (Notes 4.13 and 4.18)	THB	2002 - 2003	None	5,060.0	5,060.0
<u>Less</u> Discount on borrowings				(703.7)	(703.7)
Total short - term borrowings				4,356.3	4,356.3
<b>Long - term borrowings</b>					
Unsecured subordinated notes (Notes 4.13 and 4.18)	USD	2005 - 2029	7.25% - 9.025%	32,171.4	33,182.6
	THB	2003 - 2004	None	2,530.0	7,590.0
	THB	Perpetual	15.00%*	34,500.0	34,500.0
<u>Less</u> Master Investment Agreement				(34,500.0)	(34,500.0)
Subordinated convertible bonds (Notes 4.14 and 4.18)	THB	2004	4.589%	9,768.0	9,768.0
	THB	2004 - 2006	None	21,620.0	21,620.0
<u>Less</u> Discount on borrowings				(26,160.7)	(32,472.1)
Total long - term borrowings				39,928.7	39,688.5
<b>Total</b>				<b>44,285.0</b>	<b>44,044.8</b>

\* Interest will be paid only when the Bank has paid dividend on preferred shares.

(Million Baht)

THE BANK'S FINANCIAL STATEMENTS					
Types	Currency	Maturity	Interest Rate	Amount	
				2002	2001
<b>Short - term borrowings</b>					
Unsecured subordinated notes (Notes 4.13 and 4.18)	THB	2002 - 2003	None	5,060.0	5,060.0
<u>Less</u> Discount on borrowings				(703.7)	(703.7)
Total short - term borrowings				4,356.3	4,356.3
<b>Long - term borrowings</b>					
Unsecured subordinated notes (Notes 4.13 and 4.18)	USD	2005 - 2029	7.25% - 9.025%	32,171.4	33,182.6
	THB	2003 - 2004	None	2,530.0	7,590.0
	THB	Perpetual	15.00%*	34,500.0	34,500.0
<u>Less</u> Master Investment Agreement				(34,500.0)	(34,500.0)
Subordinated convertible bonds (Notes 4.14 and 4.18)	THB	2004	4.589%	9,768.0	9,768.0
	THB	2004 - 2006	None	21,620.0	21,620.0
<u>Less</u> Discount on borrowings				(26,160.7)	(32,472.1)
Total long - term borrowings				39,928.7	39,688.5
<b>Total</b>				44,285.0	44,044.8

#### 4.13 Unsecured subordinated notes

On March 29, 1995, the shareholders passed a resolution for the Bank to issue and offer unsecured subordinated notes for sale to foreign and/or domestic markets in the amount not exceeding Baht 15,000 million or its equivalent in other currencies with a maturity of not exceeding 30 years. The Board of Directors was authorized to proceed with the issue.

- On June 22, 1995, the Board of Directors passed a resolution for the Bank to issue and offer unsecured subordinated notes. On September 18, 1995, the Bank issued US\$ 300 million of unsecured subordinated notes for sale to foreign investors with a maturity of 10 years at a coupon of 7.25% p.a.
- On December 21, 1995, the Board of Directors passed a resolution for the Bank to issue and offer unsecured subordinated notes. On March 25, 1996, the Bank issued US\$ 150 million of unsecured subordinated notes for sale to foreign investors with a maturity of 20 years at a coupon of 8.25% p.a.

On April 2, 1996, the shareholders passed a resolution for the Bank to issue and offer unsecured subordinated notes for sale to foreign and/or domestic markets in the amount not exceeding US\$ 400 million or its equivalent in other currencies with a maturity of not exceeding 30 years. The Board of Directors was

\* Interest will be paid only when the Bank has paid dividend on preferred shares.

authorized to proceed with the issue. On August 27, 1996, the Board of Directors passed a resolution for the Bank to issue and offer unsecured subordinated notes. On January 21, 1997, the Bank issued US\$ 300 million of unsecured subordinated notes for sale to foreign investors with a maturity of 30 years at a coupon of 8.375% p.a.

On January 28, 1999, the Bank issued US\$ 266.9 million of unsecured subordinated notes due 2007 with a maturity of 8 years at a coupon of 8.75% p.a. for sale to foreign investors in exchange for the Bank's existing 7.25% unsecured subordinated notes due 2005 being redeemed before their maturity, which was approved by the BOT. The Bank also issued US\$ 449.8 million of unsecured subordinated notes due 2029 with a maturity of 30 years at a coupon of 9.025% p.a. for sale to foreign investors in exchange for the Bank's existing 8.25% unsecured subordinated notes due 2016 and existing 8.375% unsecured subordinated notes due 2027 being redeemed before their maturity, which was approved by the BOT. Since TAS do not provide accounting guidance for the extinguishment of debt, this transaction was accounted for as an extinguishment of debt under the IAS. As a result, the Bank recognized in the 1999 statement of income, a gain of US\$ 259.0 million (Baht 9,503.5 million), the difference between the market price of the notes being redeemed, which is lower than the par value. The Bank recorded the book value of the unsecured subordinated notes due 2007 and the unsecured subordinated notes due 2029 in the amount of US\$ 177.5 million (Baht 6,543.1 million) and US\$ 258.7 million (Baht 9,535.1 million), the difference between the book value and the redemption value of the notes will be amortized on a monthly basis throughout the life of the notes. (see Note 4.12) The Bank paid in cash additional benefit to the unsecured subordinated note holders amounting to Baht 388.4 million.

On November 15, 1999, the Bank redeemed US\$ 0.5 million of 7.25% unsecured subordinated notes due 2005 before their maturity, which was approved by the BOT.

On August 30, 2002, the Bank redeemed US\$ 4.75 million of 7.25% unsecured subordinated notes due 2005 before their maturity, which was approved by the BOT.

#### **4.14 Subordinated convertible bonds**

On January 13, 1994, the shareholders passed a resolution for the Bank to issue and offer subordinated convertible bonds for sale to foreign markets in the amount not exceeding US\$ 500 million with a maturity of 10 years and a conversion period within 10 years, and to reserve 60 million ordinary shares to accommodate the conversion right. The Board of Directors was authorized to proceed with the issue. On January 25, 1994, the Board of Directors passed a resolution for the Bank to issue subordinated convertible bonds. On March 3, 1994, the Bank issued US\$ 400 million of subordinated convertible bonds with a maturity of 10 years at a coupon of 3.25% p.a. and conversion price of Baht 230 per share at the exchange rate of US\$ 1 to Baht 25.28 on the condition that the Bank may convert the bonds before maturity. The bondholders have the right to convert the bonds into ordinary shares from May 24, 1994 onwards.

On January 29, 1999, the Bank amended the terms and conditions of the subordinated convertible bonds by increasing the coupon from 3.25% p.a. to 4.589% p.a. which have been approved by the trustee. This transaction was accounted as an extinguishment of debt under the IAS, since TAS do not provide accounting

guidance for the extinguishment of debt. The amended bonds were recorded at Baht 5,778.4 million, which was the fair value at the date of issuance. The difference between the book value and the redemption value of the bonds will be amortized on a monthly basis throughout the life of the bonds. As a result, the Bank recognized a gain of Baht 3,816.6 million in the 1999 statement of income. (see Note 4.12)

On April 5, 2000, the shareholders passed a resolution for the Bank to allocate 11,495,694 ordinary shares, to be reserved additionally for the exercise of the subordinated convertible bonds. (see Note 4.19)

#### **4.15** Convertible bonds

On April 2, 1996, the shareholders passed a resolution for the Bank to issue and offer subordinated convertible bonds and/or convertible bonds for sale to foreign and/or domestic markets in the amount not exceeding US\$ 400 million or its equivalent in other currencies with maturity not exceeding 10 years, and resolved to reserve 50 million ordinary shares to accommodate for such convertible bonds. The Board of Directors was authorized to proceed with the issue. On June 17, 1996, the Board of Directors passed a resolution for the Bank to issue and offer convertible bonds. On August 7, 1996, the Bank issued US\$ 350 million of convertible bonds with a maturity of 10 years at a coupon of 1.50% p.a. and conversion price of Baht 270 per share at the exchange rate of US\$ 1 to Baht 25.28 for sale to foreign investors. The bonds will be mandatorily redeemed at a premium at the end of year 5 subject to the terms and conditions as stated in the offering circular. The bondholders have the right to convert the bonds into ordinary shares from September 16, 1996 onwards. (see Note 4.12) The Bank has entered into interest rate swap contracts in order to hedge the risk of redemption at the end of year 5 should the above - mentioned terms and conditions are met. (see Note 4.31)

On April 5, 2000, the shareholders passed a resolution for the Bank to allocate 10 million ordinary shares, to be reserved additionally for the exercise of the convertible bonds. (see Note 4.19)

On August 7, 2001, the Bank has redeemed all the convertible bonds at 124.2588 percent of the principal amount since the condition for the Mandatory Redemption condition 8 (c) has been met. This redemption did not result in any loss as the Bank has entered into interest rate swap contracts to hedge the risk of redemption ; and did not affect the Bank's capital fund since the said convertible bonds had not been included as tier 2 capital.

#### **4.16** Bonds

On April 5, 2000, the shareholders passed a resolution for the Bank to issue subordinated bonds and/or unsubordinated bonds and/or perpetual bonds, both subordinated and unsubordinated, and/or subordinated convertible bonds and/or convertible bonds (together "the Bonds") in an amount not exceeding US\$ 3,000 million or its equivalent in other currencies, offered and sold in foreign and/or domestic markets. The subordinated bonds and/or unsubordinated bonds shall have a maturity of not exceeding 100 years. The subordinated convertible bonds and/or convertible bonds shall have a maturity of not exceeding 30 years, and the amount of not exceeding US\$ 1,000 million or its equivalent in other currencies. The shareholders also approved the allocation of 292 million ordinary shares, to be reserved additionally with 208 million ordinary shares which remain unexercised, totaling 500 million ordinary shares to accommodate the conversion right of the subordinated convertible bonds and/or convertible bond holders. (see Note 4.19)

#### **4.17 Medium Term Note Program**

On March 26, 1997, the shareholders passed a resolution for the Bank to issue and offer bonds including subordinated bonds and unsubordinated bonds under the Medium Term Note Program in an amount of not exceeding US\$ 1,500 million or its equivalent in other currencies. The bonds shall have a maturity of not exceeding 30 years and be offered and sold in foreign and/or domestic markets. The Bank may be given the right to redeem the bonds prior to their maturity and/or the bondholders may be given the right to call the Bank to redeem the bonds prior to their maturity in accordance with the condition of the bonds. The Board of Directors was authorized to proceed with the issue.

On August 28, 1997, the Board of Directors passed a resolution to give the authority to the Executive Board to consider and make decision, in respect of regulations, conditions and other details for the issue and offering of the bonds.

#### **4.18 Capital Augmented Preferred Securities**

On April 2, 1999, the Bank issued Capital Augmented Preferred Securities (CAPS) to Bualuang CAPS Fund, with a minimum return of 11.00 % p.a. and a maximum return of 22.25% p.a., payable quarterly, whereby the Bank issued two groups of securities and received proceeds of Baht 46,000 million.

The First Group of securities consisted of 345,000 shares of non - cumulative class A preferred shares (Preferred Shares) with a par value of Baht 10 per share and 345,000 units of subordinated perpetual bonds cum preferred shares (Group 1 Subordinated Bonds) with a par value of Baht 100,000 per unit. The dividend paid on the Preferred Shares is non - cumulative, and the unpaid dividend for any year will not be carried forward to the subsequent years. If the Bank declares dividend on the ordinary shares, the Bank has to pay a dividend of Baht 1 (one) per share on the Preferred Shares as long as the Bank still pays interest on these Bonds in full on each due date or when the liquidation preference is reduced to equal the par value of the Preferred Shares. If the Bank has not paid interest on these bonds in full on each due date, the Bank will pay the dividend on the Preferred Shares an amount equal the interest on these bonds less the amount of interest already paid in such year. The Group 1 Subordinated Bonds have a coupon of 15.00% p.a., payable semi - annually, the interest will be paid only when the Bank has paid dividend on the Preferred Shares. The unpaid interest for any year will not be carried forward to the subsequent year. The Bank may redeem the Group 1 Subordinated Bonds subject to the approval by the BOT under the following conditions.

- on or after 5 years from the issue date ; or
- the Preferred Shares Cum Group 1 Subordinated Bonds can no longer be counted as tier 1 capital ; or
- the interests on the Group 1 Subordinated Bonds are no longer tax deductible ; or
- the Bank can raise an equivalent or greater amount of fund to replace the Group 1 Subordinated Bonds ; or if the Bank's tier 1 capital ratio, after the redemption of these Bonds, exceeds the minimum ratio stipulated by the BOT.

The Master Investment Agreement has terms and conditions relating to the transfer of shares, redemption of the bonds, reduction of liquidation preference of the preferred shares, payment to the preferred shareholders

as specified in the Articles of Association of the Bank, and ratio of conversion into the Bank's ordinary share of the preferred share at 1:1.

The Second Group of securities issued consisted of 469,200 units of discounted zero coupon subordinated bonds and subordinated convertible bonds with a par value of Baht 100,000 per unit. The total issuance price of such bonds was Baht 11,500 million. The bonds serially mature in 29 groups. Bonds group 1 to 20 serially mature at intervals of 3 months and mature within 3 months to 5 years. Each Bonds group has a par value of Baht 1,265 million.

Bonds group 21-28 consisted of discounted subordinated convertible bonds that have a par value of Baht 1,265 million per group. These convertible bonds have a maturity between 5 years 3 months and 7 years with a maturity interval of 3 months. Bonds group 29 with a par value of Baht 11,500 million, has maturity of 7 years.

The Bank has the option to call all of the Bonds in the Second Group (group 21-29) on or after 5 years from the date of issue at the accreted value. Upon redemption the Bonds group 21-29 may be converted into the Bank's ordinary shares at Baht 100 per share as outlined in the terms and conditions. The Bank has reserved 115 million ordinary shares to accommodate such conversion right. On April 5, 2000, the shareholders passed a resolution for the Bank to allocate 35 million ordinary shares, to be reserved additionally to accommodate such conversion right. (see Note 4.19)

According to the ICAAT's interpretation of accounting standard No.3 on the issue of compound financial instruments by financial institutions, (see Note 3.18) in summary, the First Group of securities should be separated into 3 parts : 1) liabilities 2) premium on preferred shares and 3) preferred shares. However, since the amount categorized as premium on preferred shares (Baht 15.2 million) is not material, it was included as liabilities in the balance sheets. As at December 31, 2002 and 2001, the presentation of the First Group of securities is as follows :

Subordinated bonds cum preferred shares	Baht	34,496,550,000
Preferred shares	Baht	3,450,000

Had the Bank accounted for the First Group of securities in accordance with the shareholder's resolution, which was approved by the BOT and registered with the Department of Commercial Registration on April 16, 1999, the presentation in the balance sheets as at December 31, 2002 and 2001, would be as follows :

Preferred shares	Baht	3,450,000
Premium on preferred shares	Baht	34,496,550,000

#### 4.19 Share capital

On April 5, 2000, the shareholders passed a resolution for the Bank to decrease its registered capital from Baht 20,000 million to Baht 19,983.5 million and to increase its registered capital from Baht 19,983.5 million to Baht 40,000 million by issuing 2,000 million of ordinary shares, 655,000 of Class A preferred shares and one million of Class B preferred shares. The Bank registered the decrease and increase in capital with the Department of Commercial Registration on May 25, 2000 and May 29, 2000, respectively. The shareholders have resolved to allocate the new shares as follows :

- 1,551,504,306 ordinary shares, to be offered and sold to general public, including the existing shareholders and the beneficial owners of the shares held by the custodian or by any other similar arrangements. The Bank may issue and offer these ordinary shares for sale in foreign and/or domestic markets in whole amount or in lots.
- 56,495,694 ordinary shares, to be reserved additionally for the exercise of the subordinated convertible bonds and convertible bonds, which had already been issued. (see Notes 4.14, 4.15, and 4.18)
- 292 million ordinary shares, to be reserved additionally for the exercise of the subordinated convertible bonds and/or convertible bonds, which remain unissued. (see Note 4.16)
- 100 million ordinary shares, to be reserved additionally for the exercise of right of the warrants, which remain unissued. (see Note 4.20)
- 655,000 Class A preferred shares to be offered and sold in foreign and/or domestic markets, which may be sold with the subordinated bonds to investors in foreign and/or domestic markets.
- One million Class B preferred shares to be offered and sold in foreign and/or domestic markets, which may be sold with the subordinated bonds and/or unsubordinated bonds and/or subordinated convertible bonds and/or convertible bonds to investors in foreign and/or domestic markets.

Capital fund as at December 31, 2002 and 2001 are as follows :

(Million Baht)

	2002	2001
<b>Tier 1 capital</b>		
Issued and paid - up share capital and premium on share capital	98,906.7	98,906.7
Legal reserve	11,544.8	11,544.8
Other reserve	63,266.9	63,266.9
Net income (loss) after appropriation	(116,113.7)	(122,945.4)
	57,604.7	50,773.0
<b>Tier 2 capital</b>		
Unrealized increment per land appraisal	6,871.5	6,900.6
Unrealized increment per premises appraisal	2,736.0	3,034.7
Provision for normal assets	2,949.5	2,484.1
Long - term subordinated debt instruments		
Subordinated convertible bonds	2,748.0	4,347.8
Unsecured subordinated notes	19,380.0	21,316.6
Less Debt instrument in excess of 50% of tier 1 capital	-	(277.9)
	34,685.0	37,805.9
<b>Total</b>	<b>92,289.7</b>	<b>88,578.9</b>



The Bank of Thailand regulation requires that banks registered in Thailand maintain a ratio of capital fund to assets and contingencies of not less than 8.5% and that tier 1 capital must not be less than 4.25% of such assets and contingencies.

As at December 31, 2002 and 2001, capital adequacy ratios maintained by the Bank in accordance with the notification of the BOT are as follows :

	Percentage	
	2002	2001
Total capital	11.5	11.3
Tier 1 capital	7.2	6.5
Tier 2 capital	4.3	4.8

#### 4.20 Warrants

On April 5, 2000, the shareholders passed a resolution to cancel 100 million units of warrants with a maturity of not exceeding 5 years, which was approved by the shareholders on March 18, 1999, and remain unissued. The shareholders passed a resolution for the Bank to issue up to 200 million units of warrants with a maturity of not exceeding 10 years, to be offered and sold in foreign and/or domestic markets. The shareholders also approved to allocate 100 million ordinary shares, to be reserved additionally with 100 million ordinary shares which remain unexercised, totaling 200 million ordinary shares, to accommodate the exercise right of the warrant holders. (see Note 4.19)

#### 4.21 The establishment of Special Purpose Vehicle to issue capital securities

On April 21, 1998, the shareholders passed a resolution for the Bank to establish Special Purpose Vehicle (SPV) to issue capital securities in the amount not exceeding US\$ 1,000 million or its equivalent in other currencies, to be offered in private placement and/or to institutional investors in accordance with the rules and guidelines of the Securities and Exchange Commission. The Bank may issue capital securities in whole amount or in lots. The Board of Directors was authorized to proceed with the establishment of the SPV.

Such capital securities may be perpetual, non - cumulative, and redeemable by the SPV or may be guaranteed by the Bank. The terms and conditions in the offering of the capital securities may state that upon specific conditions, the Bank must or may issue other securities in exchange for the capital securities.

Upon the issuance of capital securities by the SPV, the Bank may issue securities which may be subordinated; secured; convertible into ordinary shares or other securities of the Bank; or any other securities in the amount not exceeding US\$ 1,100 million or its equivalent in other currencies to the SPV. The Board of Directors has been authorized to proceed with the issuance of the capital securities by the SPV and those securities that the Bank may have to issue to the SPV. The terms and conditions of the offering of the capital securities by the SPV may include dividend payment or other kind of payment as determined by the Board of Directors and such payment may be related to payment of dividend or other payment on other securities of the Bank.

On March 18, 1999, the shareholders passed a resolution for the Bank to establish or to invest in a subsidiary or SPV for the purpose of raising fund of the Bank, by issuing preferred shares and/or bonds to the subsidiary or SPV, or the Bank may issue the preferred shares and/or bonds to a mutual fund or a juristic entity that is established for investing mainly in the Bank's preferred shares and/or bonds; and the Bank is authorized to enter into trust agreement or Master Investment Agreement between the Bank and the subsidiary or SPV or mutual fund or any other juristic entity.

#### 4.22 Statutory reserve and other reserve

4.22.1 Under the Public Limited Companies Act, the Bank is required to allocate to a reserve fund at least 5% of its net profit after accumulated losses brought forward (if any) until the reserve fund is not less than 10% of the registered capital. However, the Bank's Articles of Association require that the Bank shall allocate to the reserve fund until the reserve fund reaches an amount of not less than 25% of the registered capital. The Bank has fully complied with such reserve requirements.

4.22.2 The Bank appropriated annual profit as other reserve, which is treated as general reserve with no specific purpose.

#### 4.23 Commitments

As at December 31, 2002 and 2001, the Bank had commitments as follows :

(Million Baht)

	2002			2001		
	Baht	Foreign Currencies	Total	Baht	Foreign Currencies	Total
Avals to bills	1,738.6	1,258.7	2,997.3	926.9	1,369.3	2,296.2
Guarantees of loans	440.1	17,526.9	17,967.0	494.1	24,407.0	24,901.1
Other guarantees	44,918.6	13,700.8	58,619.4	40,513.8	11,220.2	51,734.0
Customers' liabilities under unmatured bills issued under letters of credit	581.6	8,339.2	8,920.8	529.0	8,462.5	8,991.5
Letters of credit	709.6	25,434.3	26,143.9	636.1	19,199.3	19,835.4
Forward foreign exchange contracts						
Bought	15,303.9	80,021.4	95,325.3	11,737.8	82,972.2	94,710.0
Sold	6,368.8	197,978.8	204,347.6	4,809.9	214,502.4	219,312.3
Currency swaps	7,622.1	13,766.6	21,388.7	8,779.7	17,120.8	25,900.5
Interest rate swaps	-	23,531.8	23,531.8	-	29,507.2	29,507.2
Amount of unused bank overdraft	110,681.1	4,654.6	115,335.7	109,001.3	2,859.2	111,860.5
Others	1,526.9	2,097.2	3,624.1	179.9	2,170.3	2,350.2
<b>Total</b>	<b>189,891.3</b>	<b>388,310.3</b>	<b>578,201.6</b>	<b>177,608.5</b>	<b>413,790.4</b>	<b>591,398.9</b>

(Million Baht)

## THE BANK'S FINANCIAL STATEMENTS

	2002			2001		
	Baht	Foreign Currencies	Total	Baht	Foreign Currencies	Total
Avals to bills	1,665.1	1,258.7	2,923.8	926.9	1,369.3	2,296.2
Guarantees of loans	440.1	17,526.9	17,967.0	494.1	24,407.0	24,901.1
Other guarantees	44,910.5	13,162.0	58,072.5	40,503.8	10,680.0	51,183.8
Customers' liabilities under unmatured bills issued under letters of credit	581.6	8,243.2	8,824.8	529.0	8,378.0	8,907.0
Letters of credit	709.6	25,223.4	25,933.0	636.1	19,052.8	19,688.9
Forward foreign exchange contracts						
Bought	15,303.9	86,253.9	101,557.8	11,853.5	87,423.4	99,276.9
Sold	12,564.4	197,990.2	210,554.6	9,567.0	214,502.2	224,069.2
Currency swaps	9,873.5	15,959.1	25,832.6	12,185.3	20,488.2	32,673.5
Interest rate swaps	-	24,413.4	24,413.4	-	30,410.7	30,410.7
Amount of unused bank overdraft	110,681.1	3,905.0	114,586.1	109,001.3	2,177.4	111,178.7
Others	1,526.9	1,664.8	3,191.7	179.9	2,170.3	2,350.2
<b>Total</b>	<b>198,256.7</b>	<b>395,600.6</b>	<b>593,857.3</b>	<b>185,876.9</b>	<b>421,059.3</b>	<b>606,936.2</b>

**4.24** Properties used as collateral

Government and State enterprises securities having face value of Baht 94,673.0 million and Baht 74,490.5 million as at December 31, 2002 and 2001, respectively, are deposited as cover for commitments with government agencies, the BOT and for securities sold under repurchase agreements in favour of the BOT.

**4.25** Litigation

As at December 31, 2002 and 2001, there has been a number of civil proceedings brought against the Bank in the ordinary course of business. The Bank believes that such proceedings when resolved will not materially affect the Bank's financial position and result of operation.

**4.26** Related party transactions

As at December 31, 2002 and 2001, related parties of the Bank consisted of the Bank's executives, at the departmental manager level and higher including close family members of executive vice president level and higher; those entities in which the Bank, or the Bank's directors, or executives at the departmental manager level and higher, or close family members of executive vice president level and higher together had 10% or more combined beneficial ownership; and those entities of which the Bank's directors, or executives at executive vice president level and higher, or close family members of these individuals, held directorship position; and those related companies as indicated in the BOT's report.

As at December 31, 2002 and 2001, the Bank had significant loans and commitments to related parties, as follows :

(Million Baht)

	<b>2002</b>		
	<b>CONSOLIDATED FINANCIAL STATEMENTS</b>	<b>THE BANK'S FINANCIAL STATEMENTS</b>	<b>MATURITIES</b>
<b>Related parties</b>			
<b>Loans</b>			
Ending balance	9,325.6	9,325.6	May 23, 1999 - May 28, 2018
Average month end balance	8,187.0	8,187.0	
<b>Commitments</b>			
Ending balance	1,843.3	1,843.3	December 31, 2002 - October 8, 2020
Average month end balance	1,587.7	1,591.1	
<b>Restructured debtors</b>			
<b>Loans</b>			
Ending balance	76,612.8	76,612.8	April 11, 1997 - December 31, 2016
Average month end balance	72,666.9	72,666.9	
<b>Commitments</b>			
Ending balance	7,458.2	7,458.2	December 15, 2002 - May 12, 2018
Average month end balance	7,151.3	7,151.3	

(Million Baht)

	<b>2001</b>		
	<b>CONSOLIDATED FINANCIAL STATEMENTS</b>	<b>THE BANK'S FINANCIAL STATEMENTS</b>	<b>MATURITIES</b>
<b>Related parties</b>			
<b>Loans</b>			
Ending balance	7,426.6	7,426.6	December 8, 2001 - April 11, 2007
Average month end balance	9,263.0	9,263.6	
<b>Commitments</b>			
Ending balance	1,477.7	1,487.7	November 15, 2001 - October 8, 2020
Average month end balance	1,023.3	1,024.1	
<b>Restructured debtors</b>			
<b>Loans</b>			
Ending balance	65,549.7	65,549.7	September 16, 1997 - December 30, 2015
Average month end balance	58,230.4	58,230.4	
<b>Commitments</b>			
Ending balance	8,155.2	8,155.2	December 6, 2000 - May 12, 2018
Average month end balance	7,171.4	7,171.4	

For the year ended December 31, 2002, the Bank charged interests between 1.0% to 14.0% on loans to these related parties. Interest rate charged on restructured loans were between 1.0% to 10.5% on money market loans were between 2.062% to 2.937%, on default loans were at 14.0% and on other loans were between 3.0% to 10.5%. Determination of interest rates was dependent on the type of loans and collateral.

For the year ended December 31, 2001, the Bank charged interests between 2.0% to 14.0% on loans to these related parties. Interest rate charged on restructured loans were between 2.0% to 9.5% on money market loans were between 2.875% to 3.75% on default loans were at 14.0% and on other loans were between 2.5% to 10.75%. Determination of interest rates was dependent on the type of loans and collateral.

As at December 31, 2002 and 2001, the Bank had allowance for doubtful accounts of loans to related parties amounting to Baht 2,025.4 million and Baht 1,448.1 million, respectively.

The Bank follows the BOT guidelines in estimating the minimum allowance for doubtful accounts on loans to related parties as per loans to normal debtors.

In the consolidated and Bank's financial statements, investments between the Bank and the subsidiaries and associated companies as at December 31, 2002 and 2001, are shown in Note 4.4.2.

In the consolidated financial statements, loans to and commitments between the Bank and associated companies, and in the Bank's financial statements, loans to and commitments between the Bank and subsidiaries and associated companies, consisted of the following as at December 31, 2002 and 2001 :

## LOANS

(Million Baht)

	CONSOLIDATED FINANCIAL STATEMENTS		THE BANK'S FINANCIAL STATEMENTS	
	2002	2001	2002	2001
<b>Associated companies</b>				
BSL Leasing Co., Ltd.*	565.0	291.0	565.0	291.0
PT BBL Danatama Finance TBK**	132.2	-	132.2	-
Thai Filament Finishing Co., Ltd.	183.9	224.5	183.9	224.5
Thai Polymer Textile Co., Ltd.	1,496.8	1,474.3	1,496.8	1,474.3
Thai Taffeta Textile Co., Ltd.	137.6	181.3	137.6	181.3

\* Formerly Bangkok SMBC Leasing Co., Ltd.

\*\* Formerly P.T. BBL Dharmala Finance Co., Ltd.

## COMMITMENTS

(Million Baht)

	CONSOLIDATED FINANCIAL STATEMENTS		THE BANK'S FINANCIAL STATEMENTS	
	2002	2001	2002	2001
<b>Subsidiary company</b>				
Bangkok Bank Berhad	-	-	-	10.0
<b>Associated companies</b>				
Asia Credit Public Co., Ltd.	1.4	1.6	1.4	1.6
BSL Leasing Co., Ltd.*	80.4	140.0	80.4	140.0
Thai Filament Finishing Co., Ltd.	12.0	15.7	12.0	15.7
Thai Polymer Textile Co., Ltd.	77.3	33.7	77.3	33.7
Thai Taffeta Textile Co., Ltd.	6.4	24.8	6.4	24.8

In the consolidated and the Bank's financial statements, loans to and commitments between the Bank and related companies, in which the Bank has between 10% to 20% shareholding through normal investments consisted mainly of the following as at December 31, 2002 and 2001 :

## LOANS

(Million Baht)

	CONSOLIDATED FINANCIAL STATEMENTS		THE BANK'S FINANCIAL STATEMENTS	
	2002	2001	2002	2001
Bangkok Central Leasing Co., Ltd.	278.0	180.0	278.0	180.0
Bangkok Polyethylene Co., Ltd.	1,696.1	1,718.5	1,696.1	1,718.5
Bangkok SMBC Consulting Co., Ltd.**	-	1.4	-	1.4
Bangkok UFJ Co., Ltd.***	1,341.0	773.0	1,341.0	773.0
Toyota Leasing (Thailand) Co., Ltd.	200.0	-	200.0	-

## COMMITMENTS

(Million Baht)

	CONSOLIDATED FINANCIAL STATEMENTS		THE BANK'S FINANCIAL STATEMENTS	
	2002	2001	2002	2001
Asia Lamp Industry Co., Ltd.	4.2	1.2	4.2	1.2
Bangkok Central Leasing Co., Ltd.	53.1	58.9	53.1	58.9
Bangkok Polyethylene Co., Ltd.	266.2	432.9	266.2	432.9
Thana Thep Printing Co., Ltd.	0.8	0.4	0.8	0.4
Toyota Leasing (Thailand) Co., Ltd.	0.4	0.4	0.4	0.4

\* Formerly Bangkok SMBC Leasing Co., Ltd.

\*\* Formerly Bangkok Sumigin Consulting Co., Ltd.

\*\*\* Formerly Bangkok First Tokai Co., Ltd.

As at December 31, 2002 and 2001, the Bank had placement with BBL (Cayman) Limited, the Bank's subsidiary, amounting to Baht 9,768.0 million.

As at December 31, 2002 and 2001, the Bank had deposits from subsidiaries, associated companies and other related parties as follows :

	(Million Baht)	
	2002	2001
<b>Subsidiaries</b>		
BBL (Cayman) Limited	2,753.9	5,049.9
Bangkok Bank Berhad	25.4	20.9
Sinsubtawee Assets Management Co., Ltd.	26.6	244.7
Bualuang Finance Co., Ltd.*	38.9	47.0
BBL Asset Management Co., Ltd.	2.0	4.5
<b>Associated companies</b>		
Bangkok SMBC Systems Co., Ltd.**	-	0.2
BSL Leasing Co., Ltd.***	-	2.2
PT BBL Danatama Finance TBK****	51.7	51.2
Processing Center Co., Ltd.	178.3	150.9
Asia Credit Public Co., Ltd.	15.1	8.9
MC Private Equity Management (Private) Co., Ltd.	-	72.4
Thai Filament Finishing Co., Ltd.	0.4	0.2
Thai Polymer Textile Co., Ltd.	0.3	4.5
Thai Taffeta Textile Co., Ltd.	15.4	0.5
<b>Other related parties</b>	<b>10,114.4</b>	<b>4,854.5</b>

\* Formerly Thaksin Finance Co., Ltd.

\*\* Formerly Bangkok Sakura Software Service Co., Ltd.

\*\*\* Formerly Bangkok SMBC Leasing Co., Ltd.

\*\*\*\* Formerly P.T. BBL Dharmala Finance Co., Ltd.

As at December 31, 2002 and 2001, the Bank had placement with, loans to, commitments to and deposits from subsidiaries, associated companies, related parties and restructured debtors, changing are as follows :

## PLACEMENT

(Million Baht)

	2002	2001	Change
Subsidiaries	9,768.0	9,768.0	-

## LOANS

(Million Baht)

	2002	2001	Change
Subsidiaries	-	-	-
Associated companies	2,515.5	2,171.1	344.4
Related parties*	8,628.4	8,151.4	477.0
Restructured debtors*	74,794.5	62,653.8	12,140.7
<b>Total</b>	<b>85,938.4</b>	<b>72,976.3</b>	<b>12,962.1</b>

## COMMITMENTS

(Million Baht)

	2002	2001	Change
Subsidiaries	-	10.0	(10.0)
Associated companies	177.5	215.8	(38.3)
Related parties*	1,761.5	1,336.1	425.4
Restructured debtors*	7,362.5	8,081.0	(718.5)
<b>Total</b>	<b>9,301.5</b>	<b>9,642.9</b>	<b>(341.4)</b>

\* Excluding subsidiaries and associated companies.



**DEPOSITS**

(Million Baht)

	2002	2001	Change
Subsidiaries	2,846.8	5,367.0	(2,520.2)
Associated companies	261.2	291.0	(29.8)
Other related parties*	10,114.4	4,854.5	5,259.9
<b>Total</b>	<b>13,222.4</b>	<b>10,512.5</b>	<b>2,709.9</b>

Significant accounting transactions between the Bank and subsidiaries, associated companies and other related parties were transacted under normal business practices. The price, interest rates, commission charges, terms and conditions are considered to be at arms length. Significant accounting transactions between the Bank and certain restructured debtors were transacted under special debt restructuring conditions.

As at December 31, 2002 and 2001, material accrued income and expenses between the Bank and subsidiaries, associated companies and other related parties are as follows :

(Million Baht)

	CONSOLIDATED FINANCIAL STATEMENTS		THE BANK'S FINANCIAL STATEMENTS	
	2002	2001	2002	2001
<b>Subsidiaries</b>				
Interest receivable	-	-	634.7	649.2
Interest payable	-	-	5.7	27.5
<b>Associated companies</b>				
Interest receivable	1.9	0.5	1.9	0.5
Interest payable	0.1	-	0.1	-
<b>Other related parties</b>				
Interest receivable	88.3	150.4	88.3	150.4
Interest payable	8.0	5.5	8.0	5.5

\* Excluding subsidiaries and associated companies.

For the years ended December 31, 2002 and 2001, material income and expenses between the Bank and subsidiaries, associated companies, and other related parties are as follows :

(Million Baht)

	FOR THE YEARS ENDED DECEMBER 31,			
	CONSOLIDATED FINANCIAL STATEMENTS		THE BANK'S FINANCIAL STATEMENTS	
	2002	2001	2002	2001
<b>Subsidiaries</b>				
Interest and discount received	-	-	791.4	883.5
Fees and service income	-	-	40.4	48.7
Other income	-	-	1.5	1.6
Dividend income	-	-	-	0.9
Interest paid	-	-	184.0	241.5
Other expenses	-	-	-	3.6
<b>Associated companies</b>				
Interest and discount received	91.1	48.0	91.1	48.0
Fees and service income	5.7	0.1	5.7	0.1
Other income	0.1	0.2	0.1	0.2
Dividend income	24.5	38.2	24.5	38.2
Interest paid	7.8	8.4	7.8	8.4
Other expenses	57.9	52.0	57.9	52.0
<b>Other related parties</b>				
Interest and discount received	4,678.6	4,408.2	4,678.6	4,408.2
Fees and service income	64.0	175.6	64.0	175.6
Interest paid	60.3	97.2	60.3	97.2
Other expenses	273.3	176.9	273.3	176.9

For the years ended December 31, 2002 and 2001, the Bank sold properties foreclosed to Sinsubtawee Asset Management Co., Ltd. amounting to Baht 24.4 million for Baht 16.1 million and Baht 353.1 million for Baht 284.0 million, respectively which were its fair value. However, since the Bank had previously set aside allowance for impairment of properties foreclosed amounting to Baht 8.3 million and Baht 69.1 million, respectively there was no gain or loss to the Bank from these sale transactions.

Disclosure of the statements of cash flows of Sinsubtawee Asset Management Co., Ltd.

In accordance with the BOT's letter number THOR POR TOR. SOR NOR SOR. (01) WOR. 3258/2543 relating to the operation regulation of the Asset Management Company (AMC), dated November 27, 2000, required the Bank to disclose the statements of cash flows of the AMC in the notes to the financial statements. The statements of cash flows of Sinsubtawee Asset Management Co., Ltd. are as follows :

SINSUBTAWEE ASSET MANAGEMENT COMPANY LIMITED  
STATEMENTS OF CASH FLOWS  
FOR THE YEARS ENDED DECEMBER 31,

(Million Baht)

	2002	2001
<b>CASH FLOWS FROM OPERATING ACTIVITIES</b>		
Net loss	(67.9)	(99.4)
Items to reconcile net income (loss) to net cash flows from operations		
Depreciation	0.7	0.2
Loss on impairment of properties foreclosed	70.5	116.4
Operating assets (increase) decrease		
Interbank and money market items	(124.2)	224.8
Properties foreclosed	118.5	(241.8)
Income tax recoverable	(0.2)	-
Advance payment for properties foreclosed	-	(1.0)
Deposit	-	(0.2)
Operating liabilities increase (decrease)		
Accrued income tax	-	3.7
Deposit	2.1	-
Other liabilities	0.6	-
Net cash provided (used) by operating activities	0.1	2.7
<b>CASH FLOWS FROM INVESTING ACTIVITIES</b>		
Purchase of premise and equipment	(0.1)	(2.7)
Net cash provided (used) by investing activities	(0.1)	(2.7)
<b>CASH FLOWS FROM FINANCING ACTIVITIES</b>	-	-
Net cash provided (used) by financing activities	-	-
Net increase (decrease) in cash	-	-
Cash as at January 1,	-	-
<b>Cash as at December 31,</b>	-	-

#### 4.27 Other benefits to directors and executives

The Bank has not extended extraordinary monetary and/or non - monetary benefits to the directors and executives from the level and inclusive of department manager upwards, except for ordinary benefit to the directors and executives.

#### 4.28 Income Tax

For the years ended December 31, 2002 and 2001, the consolidated financial statements presented income tax amounting to Baht 7.2 million and Baht 4.1 million, respectively, which is the income tax of its subsidiaries.

For the years ended December 31, 2002 and 2001, the Bank's financial statements presented net income but no income tax expenses as the Bank has losses carried forward being taxable expenses.

#### 4.29 Long - term leases

Long - term leases consisted of the following as at December 31, 2002 and 2001 :

(Million Baht)

		REMAINING RENTAL EXPENSES			
		CONSOLIDATED FINANCIAL STATEMENTS		THE BANK'S FINANCIAL STATEMENTS	
		2002	2001	2002	2001
Type of lease	Period				
Land and/or Premises	2002 - 2007	147.6	138.9	147.6	138.9
Land and/or Premises	2008 - 2017	121.6	114.5	121.6	114.5
Land and/or Premises	2018 - 2026	13.1	13.1	13.1	13.1
<b>Total</b>		<b>282.3</b>	<b>266.5</b>	<b>282.3</b>	<b>266.5</b>

**4.30** The financial position and the results of operation by domestic and foreign operations

4.30.1 The financial position at December 31, 2002 and 2001 :

(Million Baht)

	CONSOLIDATED FINANCIAL STATEMENTS					
	2002			2001		
	Domestic Operations	Foreign Operations	Total	Domestic Operations	Foreign Operations	Total
<b>ASSETS</b>						
Total assets	1,038,695.3	212,260.4	1,250,955.7	979,043.4	273,461.5	1,252,504.9
Interbank and money market items	16,282.3	114,356.5	130,638.8	14,506.8	195,495.7	210,002.5
Loans	757,117.2	80,736.7	837,853.9	666,742.8	57,044.9	723,787.7
Investments	300,721.3	22,572.1	323,293.4	245,577.3	19,417.0	264,994.3
<b>LIABILITIES</b>						
Deposits	982,676.7	88,017.7	1,070,694.4	992,661.8	86,955.8	1,079,617.6
Interbank and money market items	5,824.0	15,478.8	21,302.8	9,455.4	14,448.8	23,904.2
Borrowings	12,765.0	31,520.0	44,285.0	12,765.0	31,279.8	44,044.8
Subordinated bonds cum preferred shares	34,496.6	-	34,496.6	34,496.6	-	34,496.6
<b>CONTINGENCIES</b>	423,355.1	154,846.5	578,201.6	375,992.0	215,406.9	591,398.9

(Million Baht)

	THE BANK'S FINANCIAL STATEMENTS					
	2002			2001		
	Domestic Operations	Foreign Operations	Total	Domestic Operations	Foreign Operations	Total
<b>ASSETS</b>						
Total assets	1,036,296.5	208,802.0	1,245,098.5	976,951.8	271,795.7	1,248,747.5
Interbank and money market items	15,692.0	124,016.4	139,708.4	14,401.8	203,668.1	218,069.9
Loans	755,063.1	75,559.3	830,622.4	665,528.8	52,612.7	718,141.5
Investments	303,510.1	14,651.5	318,161.6	248,367.1	14,924.0	263,291.1
<b>LIABILITIES</b>						
Deposits	980,657.6	82,007.1	1,062,664.7	990,989.0	80,941.5	1,071,930.5
Interbank and money market items	5,876.8	18,119.7	23,996.5	9,510.7	19,808.1	29,318.8
Borrowings	12,765.0	31,520.0	44,285.0	12,765.0	31,279.7	44,044.7
Subordinated bonds cum preferred shares	34,496.6	-	34,496.6	34,496.6	-	34,496.6
<b>CONTINGENCIES</b>	423,273.5	170,583.8	593,857.3	376,009.1	230,927.1	606,936.2

4.30.2 The results of operations for the years ended December 31, 2002 and 2001 :

(Million Baht)

	CONSOLIDATED FINANCIAL STATEMENTS			
	FOR THE YEAR ENDED DECEMBER 31, 2002			
	Domestic Operations	Foreign Operations	Elimination	Total
Interest and dividend income	47,687.9	11,786.9	(6,969.5)	52,505.3
Interest expenses	(27,230.7)	(9,779.3)	6,969.5	(30,040.5)
Net interest income	20,457.2	2,007.6	-	22,464.8
Non - interest income	12,665.3	2,470.9	(43.5)	15,092.7
Non - interest expenses	(27,461.9)	(3,825.0)	15.9	(31,271.0)
<b>Income (loss) before income tax</b>	<b>5,660.6</b>	<b>653.5</b>	<b>(27.6)</b>	<b>6,286.5</b>

(Million Baht)

	CONSOLIDATED FINANCIAL STATEMENTS			
	FOR THE YEAR ENDED DECEMBER 31, 2001			
	Domestic Operations	Foreign Operations	Elimination	Total
Interest and dividend income	54,605.3	18,593.5	(12,679.0)	60,519.8
Interest expenses	(33,019.2)	(16,347.5)	12,679.0	(36,687.7)
Net interest income	21,586.1	2,246.0	-	23,832.1
Non - interest income	9,170.7	4,158.0	(1,037.7)	12,291.0
Non - interest expenses	(25,420.7)	(4,230.9)	15.3	(29,636.3)
<b>Income (loss) before income tax</b>	<b>5,336.1</b>	<b>2,173.1</b>	<b>(1,022.4)</b>	<b>6,486.8</b>

(Million Baht)

	THE BANK'S FINANCIAL STATEMENTS			
	FOR THE YEAR ENDED DECEMBER 31, 2002			
	Domestic Operations	Foreign Operations	Elimination	Total
Interest and dividend income	47,533.1	10,768.8	(6,113.0)	52,188.9
Interest expenses	(27,157.1)	(8,818.6)	6,113.0	(29,862.7)
Net interest income	20,376.0	1,950.2	-	22,326.2
Non - interest income	12,150.4	2,391.2	(15.9)	14,525.7
Non - interest expenses	(26,881.3)	(3,715.5)	15.9	(30,580.9)
<b>Income (loss) before income tax</b>	<b>5,645.1</b>	<b>625.9</b>	<b>-</b>	<b>6,271.0</b>

(Million Baht)

<b>THE BANK'S FINANCIAL STATEMENTS</b>				
<b>FOR THE YEAR ENDED DECEMBER 31, 2001</b>				
	<b>Domestic Operations</b>	<b>Foreign Operations</b>	<b>Elimination</b>	<b>Total</b>
Interest and dividend income	54,525.7	17,440.3	(11,555.4)	60,410.6
Interest expenses	(32,978.1)	(15,255.9)	11,555.4	(36,678.6)
Net interest income	21,547.6	2,184.4	-	23,732.0
Non - interest income	8,989.0	3,453.1	(15.3)	12,426.8
Non - interest expenses	(25,202.9)	(4,486.8)	15.3	(29,674.4)
<b>Income (loss) before income tax</b>	<b>5,333.7</b>	<b>1,150.7</b>	<b>-</b>	<b>6,484.4</b>

The basis for the determination of income and expenses charge between the branches and head office, and between the branches is established by the head office, which is closed to the funding cost.

#### **4.31** Disclosure of financial instruments

A financial instruments is any contract that gives rise to both a financial asset of one enterprise and a financial liability or equity instrument of another enterprise at the same time.

##### 4.31.1 Interest rate risk

Interest rate risk in the financial statements arises from the potential change in interest rates which may have an adverse effect on the net interest earnings of the Bank in the current reporting period, and in future years. Interest rate risk arises from the structure and characteristics of the Bank's assets, liabilities and equity, and in the mismatch in repricing dates of its assets and liabilities.

The Bank uses various derivative transactions to manage its assets and liabilities position in order to manage interest rate exposure.

The following table presents the Bank's on - balance - sheet financial assets and financial liabilities repricing profile, period to earlier of contractual repricing date or maturity, as at December 31, 2002 and 2001 :

(Million Baht)								
2002								
	Call to 1 Month	1-3 Months	3-12 Months	1-5 Years	Over 5 Years	No Interest	Non - accrual Loans	Total
<b>Financial Assets</b>								
Interbank and money market items*	55,273	30,629	30,526	10,784	-	12,659 **	-	139,871
Investment in securities and securities purchased under resale agreement	24,604	21,218	27,016	119,201	106,263	25,860	-	324,162
Loans	408,990	52,504	57,904	87,756	74,048	-	149,420	830,622
<b>Financial Liabilities</b>								
Deposits	584,622	333,446	93,692	16,647	1	34,257	-	1,062,665
Interbank and money market items and securities sold under repurchase agreement	13,153	4,650	3,342	6	-	2,846	-	23,997
Liabilities payable on demand	-	-	-	-	-	3,549	-	3,549
Borrowings	1,265	-	2,166	28,371	12,483	-	-	44,285

\* Excluding allowance for doubtful accounts amounting to Baht 162.7 million.

\*\* Including accrued interest receivables.

(Million Baht)								
2001								
	Call to 1 Month	1-3 Months	3-12 Months	1-5 Years	Over 5 Years	No Interest	Non - accrual Loans	Total
<b>Financial Assets</b>								
Interbank and money market items*	79,796	55,532	54,388	15,240	-	13,143 **	-	218,099
Investment in securities and securities purchased under resale agreement	24,232	23,967	19,314	137,622	57,663	26,014	-	288,812
Loans	377,677	35,946	39,653	70,146	55,119	-	139,600	718,141
<b>Financial Liabilities</b>								
Deposits	557,574	370,847	104,755	10,166	1	28,588	-	1,071,931
Interbank and money market items and securities sold under repurchase agreement	12,871	5,809	5,344	1,891	-	3,404	-	29,319
Liabilities payable on demand	-	-	-	-	-	3,498	-	3,498
Borrowings	1,265	-	3,091	17,464	22,225	-	-	44,045

\* Excluding allowance for doubtful accounts amounting to Baht 28.9 million.

\*\* Including accrued interest receivables.



Most of the Bank's financial assets pay interest at floating rates such as Minimum Lending Rate (MLR), Minimum Overdraft Rate (MOR) and Minimum Retail Rate (MRR).

Basic information concerning fixed versus floating rate of domestic loans as at December 31, 2002 and 2001, are as follows :

	(Million Baht)			
	CONSOLIDATED FINANCIAL STATEMENTS		THE BANK'S FINANCIAL STATEMENTS	
	2002	2001	2002	2001
Fixed interest rate	203,504	182,954	203,504	182,593
Floating interest rate	551,559	483,789	551,559	482,936
<b>Total</b>	<b>755,063</b>	<b>666,743</b>	<b>755,063</b>	<b>665,529</b>

4.31.2 The Bank follows the prudent asset and liability management policy in managing its foreign currencies. Specifically, the Bank funds its foreign currency assets by using the same currency offshore borrowings. In the event that the assets are funded by borrowings in other currencies, the Bank will use swaps so that the exchange risks can be properly hedged. Under this policy, the Bank strictly complies with the BOT's rules and regulations.

#### 4.31.3 Concentration of credit risk

Credit risk refers to the risk that a counterparty may default on its contractual obligations resulting in a financial loss to the Bank. The Bank has established the credit policy of evaluating creditworthiness of its customers and requesting for sufficient collateral or other security where appropriate, as a means of mitigating the risk of financial loss from defaults.

In the case of recognized financial assets, the carrying amount of the assets recorded in the balance sheets, net of any applicable provision for loss, represents the Bank's maximum exposure to credit risk.

With respect to significant geographical concentration of credit risk, since a vast majority of the Bank's businesses are conducted domestically, no additional disclosure as to concentration of credit risk from recognized financial assets is necessary.

Credit risk also arises from the possibility that the counterparty to a derivative financial instrument will not adhere to the terms of the contract with the Bank when settlement becomes due. For the forward foreign exchange contracts, approximately half of the total exposure as at December 31, 2002 and one - thirds of the total exposure as at December 31, 2001, were to domestic banks and banks in OECD countries while the rest was to banks in non OECD countries or customers from transactions undertaken to meet their risk management needs. Average tenor for forward foreign exchange contracts as at December 31, 2002 and 2001, were six months, almost all contracts was under one year tenor. For the currency swaps and interest rate swaps, almost all exposure as at December 31, 2002 and 2001, were to financial institutions.

The following table shows the credit risk of the Bank's derivative financial instruments as at December 31, 2002 and 2001 :

	(Million Baht)	
	2002	2001
Forward foreign exchange contracts	610.8	1,334.8
Currency swaps	1,950.5	1,971.3
Interest rate swaps	909.4	733.2
<b>Total</b>	<b>3,470.7</b>	<b>4,039.3</b>

#### 4.31.4 Earning financial assets and interest - bearing financial liabilities

The following table presents the Bank's average balance of financial assets and financial liabilities, interest and dividend income/expense, and average interest and dividend rates for the years ended December 31, 2002 and 2001 :

	(Million Baht)		
	2002		
	Average Balance	Interest and Dividend Income/Expense	Average Rate (%) Per Annum
<b>Earning Financial Assets</b>			
Interbank and money market items, securities purchased under resale agreement	219,646.2	6,292.4	2.9%
Investments, net	284,000.3	11,621.4	4.1%
Loans	768,393.0	34,275.1	4.5%
<b>Total</b>	<b>1,272,039.5</b>	<b>52,188.9</b>	
<b>Interest - bearing Financial Liabilities</b>			
Deposits	1,074,728.0	19,314.7	1.8%
Interbank and money market items	26,185.2	634.8	2.4%
Long - term borrowings and subordinated bonds cum preferred shares	77,807.1	9,913.1	12.7%
<b>Total</b>	<b>1,178,720.3</b>	<b>29,862.6</b>	

	2001		
	Average Balance	Interest and Dividend Income/Expense	Average Rate (%) Per Annum
(Million Baht)			
<b>Earning Financial Assets</b>			
Interbank and money market items, securities purchased under resale agreement	260,487.7	10,106.0	3.9%
Investments, net	216,244.3	10,388.6	4.8%
Loans	762,245.1	39,916.0	5.2%
<b>Total</b>	<b>1,238,977.1</b>	<b>60,410.6</b>	
<b>Interest - bearing Financial Liabilities</b>			
Deposits	1,052,992.6	24,991.7	2.4%
Interbank and money market items	40,413.8	1,545.3	3.8%
Long - term borrowings and subordinated bonds cum preferred shares	88,546.1	10,141.6	11.5%
<b>Total</b>	<b>1,181,952.5</b>	<b>36,678.6</b>	

#### 4.31.5 Maturity profile of assets and liabilities

The following table presents the Bank's maturity profile of on - balance - sheet financial assets and financial liabilities as at December 31, 2002 and 2001 :

	2002					
	Up to 1 Year	1 to 5 Years	Over 5 Years	No Maturity	Non-accrual Loans	Total
(Million Baht)						
Interbank and money market items*	128,447	11,424	-	-	-	139,871
Investments, securities purchased under resale agreement	64,679	127,120	106,503	25,860	-	324,162
Loans**	367,033	205,654	108,515	-	149,420	830,622
Deposits	1,046,017	16,647	1	-	-	1,062,665
Interbank and money market items, securities sold under repurchase agreement	21,113	2,884	-	-	-	23,997
Liabilities payable on demand	3,549	-	-	-	-	3,549
Borrowings	3,431	28,371	12,483	-	-	44,285
Subordinated bonds cum preferred shares	-	-	-	34,497	-	34,497

\* Excluding allowance for doubtful amounting to Baht 162.7 million.

\*\* Excluding allowance for doubtful accounts and accrued interest receivable.

(Million Baht)

2001

	Up to 1 Year	1 to 5 Years	Over 5 Years	No Maturity	Non-accrual Loans	Total
Interbank and money market items*	201,844	16,255	-	-	-	218,099
Investments, securities purchased under resale agreement	58,080	146,991	57,727	26,014	-	288,812
Loans**	306,669	183,213	88,659	-	139,600	718,141
Deposits	1,061,764	10,166	1	-	-	1,071,931
Interbank and money market items, securities sold under repurchase agreement	22,925	6,394	-	-	-	29,319
Liabilities payable on demand	3,498	-	-	-	-	3,498
Borrowings	4,356	17,464	22,225	-	-	44,045
Subordinated bonds cum preferred shares	-	-	-	34,497	-	34,497

#### 4.31.6 Derivative financial instruments

The Bank uses derivative financial instruments to hedge its balance sheets, to serve the needs of its customers, and for trading purposes. Derivatives used include currency swaps, interest rate swaps, and forward foreign exchange contracts. The contract or notional amounts of these instruments reflect the extent of the Bank's involvement in particular classes of financial instruments but the amounts potentially subject to credit risk are much smaller.

##### Forward foreign exchange contracts

Forward foreign exchange contracts are contracts that effectively fix a future foreign exchange rate. The contract provides that, at a predetermined future date, a cash delivery will be made between the parties at a specified contracted rate. The Bank uses forward foreign exchange contracts as part of its asset/liability management and to satisfy the customers' foreign exchange risk management needs.

##### Interest rate and currency swaps

Interest rate swaps are contracts which involve the exchange of fixed and floating rate interest payment obligations without the exchange of the underlying principal amounts. Currency swaps are contracts which involve the exchange of interest in two different currencies, the majority of the contracts also involve

\* Excluding allowance for doubtful amounting to Baht 28.9 million.

\*\* Excluding allowance for doubtful accounts and accrued interest receivable.

the exchange of underlying principal amounts in two different currencies. Though the Bank uses swaps mainly as part of its asset/liability management, the Bank also acts as an intermediary in arranging swap transactions for customers. The Bank typically becomes a principal in the exchange of payments between the two parties and, therefore, may be exposed to a loss should one of the parties default. The Bank minimizes this risk by performing normal credit reviews on its swap customers and minimizes its exposure to the interest rate and foreign exchange risks inherent in intermediated swaps by entering into offsetting swap position that essentially counterbalance each other.

The following is a summary of the notional amounts and the fair value of the Bank's derivative financial instruments as at December 31, 2002 and 2001 :

(Million Baht)

	2002			Fair Value
	Notional Amount			
	Up to 1 Year	Over 1 Year	Total	
Forward foreign exchange contracts	312,094.6	17.8	312,112.4	(388.1)
Currency swaps	22,718.0	3,114.6	25,832.6	116.0
Interest rate swaps	6,376.1	18,037.3	24,413.4	846.9

(Million Baht)

	2001			Fair Value
	Notional Amount			
	Up to 1 Year	Over 1 Year	Total	
Forward foreign exchange contracts	323,310.7	35.4	323,346.1	1,233.1
Currency swaps	6,722.4	25,951.1	32,673.5	(619.1)
Interest rate swaps	12,518.8	17,891.9	30,410.7	613.7

#### 4.31.7 Fair value of financial instruments

Fair value is the amount for which an asset could be exchanged, or a liability settled, between knowledgeable, willing parties in an arm's length transaction. The Bank uses different methodologies for determining the fair value of financial instruments. The methodology used is dependent upon the characteristics of the financial instrument and the financial market in which it operates.

Financial instruments that have standard terms and conditions and are traded on an active and liquid market, such as investments in securities, have their fair value determined by the quoted market price. In other circumstances, the fair value is ordinarily derived from quoted market rates such as interest rates and foreign exchange rates, which are then subsequently incorporated into generally accepted pricing models, based on the discounted cash flow theory, to determine the fair value.

Although the management uses its best judgment in estimating fair values of financial instruments, estimation methodologies and assumptions used to estimate fair values are inherently subjective. Accordingly, the use of different estimation methodologies and/or market assumptions may have a significant effect on the estimated fair values.

The following table presents the Bank's carrying amount and estimated fair value of financial instruments as at December 31, 2002 and 2001 :

(Million Baht)

	<b>THE BANK'S FINANCIAL STATEMENTS</b>			
	<b>2002</b>		<b>2001</b>	
	<b>Carrying Amount</b>	<b>Fair Value</b>	<b>Carrying Amount</b>	<b>Fair Value</b>
<b>Financial Assets</b>				
Cash	23,783.9	23,783.9	16,017.9	16,017.9
Interbank and money market items	139,708.4	139,708.4	218,069.9	218,069.9
Securities purchased under resale agreement	6,000.0	6,000.0	25,521.0	25,521.0
Investments	318,161.6	327,077.6	263,291.1	270,652.9
Loans and accrued interest receivables, net	681,327.4	681,327.4	651,357.8	651,357.8
Customers' liabilities under acceptances	1,178.5	1,178.5	1,392.1	1,392.1
<b>Financial Liabilities</b>				
Deposits	1,062,664.7	1,062,664.7	1,071,930.5	1,071,930.5
Interbank and money market items	23,996.5	23,996.5	29,318.8	29,318.8
Liabilities payable on demand	3,549.5	3,549.5	3,497.9	3,497.9
Securities sold under repurchase agreement	-	-	-	-
Borrowings and subordinated bonds cum preferred shares	78,781.5	96,225.1	78,541.3	92,067.1
Bank's liabilities under acceptances	1,178.5	1,178.5	1,392.1	1,392.1
Interest payable	4,590.8	4,590.8	5,726.4	5,726.4

The following methods and assumptions were used by the Bank in estimating fair value of financial instruments as disclosed herein :

Cash, interbank and money market items (assets and liabilities), securities purchased under resale agreement, customers' liabilities under acceptances, deposits, liabilities payable on demand, securities sold under repurchase agreement, interest payable, and Bank's liabilities under acceptances : the carrying amounts approximate fair value.

Trading securities, available for sale securities, and held to maturity debt securities : the fair value is based on market value. For non - marketable debt securities, fair value is determined by the average bid yield from three reliable financial institutions.

General investment : fair value is based on carrying amount, net of valuation allowances for impairment, if any.

Loans and accrued interest receivables : fair value is based on carrying value of loans and accrued interest receivables net of allowance for doubtful accounts as most of loans are floating rate loans.

Borrowings and subordinated bonds cum preferred shares : fair value is based on market value.

Derivative financial instruments : fair value is calculated using discounted cash flow models based on current market yields and the maturity of similar instruments.

# Report of the Audit Committee

## To Shareholders,

The Audit Committee has reviewed the Bank's financial statements and is of the opinion that these financial statements are in conformity with accounting principles and practices generally accepted in Thailand and in line with the report of the independent certified public accountants submitted to the shareholders and the Board of Directors. The presentation of such financial statements has been adjusted to conform to the format prescribed by the authorities. The Audit Committee has exchanged views and opinions with the auditors and believes that the financial statements are valid and consistent with the data submitted.

The Audit Committee comprises three members, none of whom is an executive of the Bank. The Audit Committee was appointed by the Board of Directors on October 28, 2002 to succeed the previous Audit Committee, which completed its tenure on November 4, 2002. The incumbent Audit Committee, which was appointed with a tenure of two years, commenced its duty immediately.

Between January and October 2002, the previous Audit Committee held 10 meetings with the management and internal auditors and one ad hoc meeting. The independent auditors also participated in some of those meetings. The incumbent Audit Committee held one meeting in December 2002 to exchange views and opinions, to examine the effectiveness of the Bank's internal controls, as well as to scrutinize the audit plan, and to perform other duties assigned by the Board of Directors.

The Audit Committee is confident that the Bank's existing internal controls are sufficient and effective, and the Audit Committee has regularly reviewed and assessed them to ascertain that the Bank is in compliance with all laws and regulations.

The Audit Committee has considered the nomination and the remuneration of the auditors, Deloitte Touche Tohmatsu Jaiyos, to be submitted for approval at the shareholders' meeting, and has presented its opinions and recommendations to the Board of Directors.



(Joti Bhokavanij)

Chairman of the Audit Committee

March 3, 2003



# List Of Branches

## Head Office

333 Silom Road, Bangkok, Thailand 10500  
Tel. : 0-2231-4333 <http://www.bangkokbank.com>

Bualuang Phone : 0-2645-5555 or 1333  
Credit Card Division : 0-2638-4000

## Overseas Branches

### PEOPLE'S REPUBLIC OF CHINA

#### SHANGHAI BRANCH

Bangkok Bank Building,  
7 Zhongshan East Road-1  
Shanghai 200002

Tel. : (86-21) 6323-3788  
Telex : (085) 33328 BBPSH CN  
(085) 33388 BBPSH CN

Fax. : (86-21) 6323-5400, 6323-6625  
(86-21) 6323-4468  
Swift : BKKB CN SH

#### SHANTOU BRANCH

Jinsha East Road, Yingbin Square  
Shantou SEZ., Guangdong

Tel. : (86-754) 816-6180, 816-6179  
Telex : (085) 454125 BKBST CN

Fax. : (86-754) 816-6194, 816-6190  
Swift : BKKB CN SH SAW

#### XIAMEN BRANCH

Ground Floor, Jian Yeh Building  
28 Hubin North Road,  
Xiamen 361012, Fujian

Tel. : (86-592) 511-8833, 511-9890  
Telex : (085) 923008 BKXBM CN

Fax. : (86-592) 511-8932  
E-mail : bblxm@public.xm.fj.cn

#### BEIJING REPRESENTATIVE OFFICE

24 Jianguomen Wai Avenue  
Oversea Chinese Village 1-1401,  
Beijing 100022

Tel. : (86-10) 6515-8909  
Telex : (085) 222246 BJBBL

Fax. : (86-10) 6515-8909  
E-mail : bblbj@public.east.net.cn

### HONG KONG

#### HONG KONG MAIN OFFICE

Bangkok Bank Building,  
28 Des Voeux Road, Central

Tel. : (85-2) 2801-6688, 2801-6622  
Telex : (0802) 73679 BBANK HX

Fax. : (85-2) 2810-5679  
Swift : BKKB HK HH

#### CENTRAL DISTRICT BRANCH

Bangkok Bank Building,  
28 Des Voeux Road, Central

Tel. : (85-2) 2801-6688

Fax. : (85-2) 2845-1805

#### WESTERN BRANCH

Bangkok Bank Building,  
18 Bonham Strand, West

Tel. : (85-2) 2851-1888

Fax. : (85-2) 2850-6069

#### KOWLOON BRANCH

Bangkok Bank Building,  
490-492 Nathan Road, Kowloon

Tel. : (85-2) 2300-1888

Fax. : (85-2) 2780-5896

### INDONESIA

#### JAKARTA BRANCH

Jalan M.H. Thamrin No. 3, Jakarta 10110  
(P.O. Box 4165, Jakarta 11041)

Tel. : (62-21) 231-1008, 380-8065  
Telex : (073) 42762, 46193 BKBANK IA

Fax. : (62-21) 385-3881, 231-0070  
Swift : BKKB ID JA

### JAPAN

#### TOKYO BRANCH

Bangkok Bank Building, 8-10,  
Nishi-Shimbashi 2-Chome, Minato-ku,  
Tokyo 105-0003

Tel. : (81-3) 3503-3333, 3503-5485  
Telex : (072) 24373 BANKOKBK

Fax. : (81-3) 3502-6420  
Swift : BKKB JP JT

#### OSAKA BRANCH

Bangkok Bank Building,  
9-16, Kyutaromachi  
1-Chome, Chuo-ku, Osaka 541

Tel. : (81-6) 6263-7100, 6266-3233  
Telex : (072) 63667 BANKOKBK

Fax. : (81-6) 6263-6286  
Swift : BKKB JP JT OSA

## Overseas Branches

<p><b>LAO PEOPLE'S DEMOCRATIC REPUBLIC</b> <b>VIENTIANE BRANCH</b> 38/13-15, Hatsadee Road, Vientiane (P.O. Box 5400, Vientiane)</p>	<p>Tel. : (856-21) 213-560, 213-562, 250-474 Telex : (0804) 4399 BBLVTE LS</p>	<p>Fax. : (856-21) 213-561 E-mail: bblvte@laotel.com</p>
<p><b>UNION OF MYANMAR</b> <b>YANGON REPRESENTATIVE OFFICE</b> 12/6B, Myawaddy Street, Myenegone (North) Sanchaung Township, Yangon</p>	<p>Tel. : (95-1) 527-224, 524-978</p>	<p>Fax. : (95-1) 527-280</p>
<p><b>REPUBLIC OF THE PHILIPPINES</b> <b>MANILA BRANCH</b> 25th Floor, Far East Bank Center Sen. Gil J. Puyat Avenue, Makati City, Metro Manila, 1200 Philippines</p>	<p>Tel. : (63-2) 891-4024-30 Telex : (075) 62897 BBL MNL PN</p>	<p>Fax. : (63-2) 891-4035 Swift : BKKB PH MM</p>
<p><b>REPUBLIC OF SINGAPORE</b> <b>SINGAPORE BRANCH</b> Bangkok Bank Building, 180 Cecil Street, Singapore 069546 (P.O. Box 941, Singapore 901841)</p>	<p>Tel. : (65) 6410-0400, 6410-0410 Telex : (087) 21359, 25639 BKBANK RS</p>	<p>Fax. : (65) 6225-5852 Swift : BKKB SG SG</p>
<p><b>TAIWAN</b> <b>TAIPEI BRANCH</b> 121, Sung Chiang Road, Taipei 10429, Taiwan (P.O. BOX 22419 Taipei, Taiwan)</p>	<p>Tel. : (886-2) 2507-3275, 2508-1944 Telex : (0769) 11289 BANKOKBK</p>	<p>Fax. : (886-2) 2506-4625 Swift : BKKB TW TP</p>
<p><b>KAOHSIUNG SUB-BRANCH</b> Floor 1-2, Asia Pacific Commercial Building 63 Wu Fu 3rd Road, Kaohsiung, Taiwan</p>	<p>Tel. : (886-7) 271-0000, 271-5188 Telex : (0769) 11289 BANKOKBK</p>	<p>Fax. : (886-7) 271-3730, 271-3731 Swift : BKKB TW TP</p>
<p><b>TAICHUNG SUB-BRANCH</b> 9F-1, Lin-Ding Summit Building 345, Taichung Kang Road, Section 1, Taichung, Taiwan</p>	<p>Tel. : (886-4) 2326-9623, 2323-3691 Telex : (0769) 11289 BANKOKBK</p>	<p>Fax. : (886-4) 2323-3685 Swift : BKKB TW TP</p>
<p><b>UNITED KINGDOM</b> <b>LONDON BRANCH</b> 61 St. Mary Axe, London EC3A 8 BY</p>	<p>Tel. : (44-207) 929-4422, 626-0397 Telex : (051) 8812448 BKBANK G</p>	<p>Fax. : (44-207) 283-3988 Swift : BKKB GB 2L</p>
<p><b>UNITED STATES OF AMERICA</b> <b>NEW YORK BRANCH</b> 29, Broadway, 20th Floor, New York, NY 10006, USA</p>	<p>Tel. : (1-212) 422-8200, 422-9218 Telex : (023) 175459 BKBK UT</p>	<p>Fax. : (1-212) 422-0728 Swift : BKKB US 33</p>
<p><b>THE SOCIALIST REPUBLIC OF VIETNAM</b> <b>HO CHI MINH CITY BRANCH</b> Harbour View Tower, 35 Nguyen Hue Street District 1, Ho Chi Minh City</p>	<p>Tel. : (84-8) 821-4396-8, 821-3107 Telex : (0805) 813080, 813083 BBL HCM VT</p>	<p>Fax. : (84-8) 821-3772 Swift : BKKB VN VX E-mail: bblhcm@hcm.vnn.vn</p>
<p><b>HANOI SUB-BRANCH</b> 41B Ly Thai To Street, Hoan Kiem District, Hanoi</p>	<p>Tel. : (84-4) 826-0886, 824-9094-5 Telex : (0805) 411366 BBL HN VT</p>	<p>Fax. : (84-4) 826-7397 Swift : BKKB VN VX HAN</p>
<p><b>MALAYSIA</b> <b>BANGKOK BANK BERHAD</b> <b>(Wholly owned subsidiary)</b> 105 Jalan Tun H.S. Lee, 50000 Kuala Lumpur (P.O. Box 10734, 50923 Kuala Lumpur)</p>	<p>Tel. : (603) 2072-4555, 2031-7959 Telex : (084) 30359 BKBANK MA</p>	<p>Fax. : (603) 2070-4028 Swift : BKKB MY KL E-mail: bbb@tm.net.my</p>

Metropolitan  
Branches

Branch	Address	Telephone	Facsimile
Anusawari Chaisamorphum	5/11 Phythai Road, Ratchathewi, Bangkok 10400	0-2246-8586-8	0-2246-8585
Asok-Din Daeng	596 Asok-Din Daeng Road, Din Daeng, Bangkok 10400	0-2246-1610-3, 0-2247-9232	0-2246-0104
Bang Bon	26/378 Mu 6, Ekachai Road, Bang Bon, Bang Khun Thian, Bangkok 10150	0-2416-2010, 0-2415-3081	0-2416-2009
Bang Chak	2109 Sukhumvit Road, Bang Chak, Phra Khanong, Bangkok 10260	0-2311-3851-2, 0-2311-7805, 0-2331-7935	0-2311-7501
Bang Kapi	182 Sukhumvit Road, Khlong Toei, Bangkok 10110	0-2653-1012-23, 0-2252-4173-5	0-2254-7830
Bang Khae	387 Mu 3, Phetchakasem Road, Bang Khae, Bangkok 10160	0-2413-1701-5	0-2454-2389
Bang Khen	2124 Phahonyothin Road, Lad Yao, Bang Khen, Bangkok 10900	0-2579-1146-8	0-2561-4094
Bang Khru- Phra Pradaeng	109/1 Mu 4, Suksawad Road, Bang Chak, Phra Pradaeng, Samut Prakan 10130	0-2436-7051-2	0-2463-7053
Bang Khun Non	31/102 Bang Khun Non Road, Bangkok Noi, Bangkok 10700	0-2423-0471, 0-2435-8776	0-2423-0470
Bang Khun Thian	111 Chom Thong Road, Chom Thong, Bangkok 10150	0-2468-6660-3	0-2468-4879
Bangkok Airport	171 Terminal 2, Bangkok International Airport, Don Muang, Bangkok 10210	0-2535-3657-8, 0-2532-1436	0-2533-7745
Bangkok Noi	818 Phran Nok Road, Ban Changlo, Bangkok Noi, Bangkok 10700	0-2411-0101-4	0-2412-2282
Bang Kruai	9/49 Mu 2, Charansanitwong Road, Bang Kruai, Nonthaburi 11130	0-2447-0591-5	0-2447-0594
Bang Lamphu	109 Samsen Road, Wat Samphraya, Phra Nakhon, Bangkok 10200	0-2281-4118, 0-2282-5682	0-2280-1839
Bang Na	947/2 Mu 12, Bang Na Complex, Bang Na-Trat Road Km. 3, Bang Na, Bangkok 10260	0-2361-8444-6, 0-2361-8437-8	0-2361-8453-4
Bang Phlat	238 Charansanitwong Road, Bang Or, Bang Phlat, Bangkok 10700	0-2423-0820-1, 0-2435-8777	0-2423-0822
Bang Phli	95/53 Mu 4, Bang Na-Trat Road, Bang Phli, Samut Prakan 10540	0-2750-8600-7	0-2750-8602
Bang Pho	532/1 Pracharat Sai 1 Road, Bang Sue, Bangkok 10800	0-2585-7357-8, 0-2585-7746	0-2587-4923
Bang Rak (Sub-Branch)	1576 Charoen Krung Road, Bang Rak, Bangkok 10500	0-2630-9273-5, 0-2630-9277	0-2630-9276
Bang Sue	569/1 Pracharat Sai 2 Road, Bang Sue, Bangkok 10800	0-2585-5209, 0-2585-5301, 0-2585-7450	0-2585-5250
Bang Yai, Nonthaburi	81 Mu 6, Taling Chan-Suphanburi Road, Bang Yai, Nonthaburi 11140	0-2595-0444-8	0-2595-0447
Bang Yi Khan	409 Charansanitwong Road, Bang Bumru, Bang Phlat, Bangkok 10700	0-2424-7921-3, 0-2424-6243	0-2433-2698
Bukkhalo	32 Mahaisawan Road, Bukkhalo, Thonburi, Bangkok 10600	0-2468-0123-5, 0-2468-4971-3, 0-2468-3485	0-2468-6670
Chalaem Nimit	3601/21-23 Soi Chalaem Nimit, Bang Khlo, Bang Kholaeam, Bangkok 10120	0-2688-5146-9, 0-2688-5150	0-2688-5167
Chan Road	1564/8 Chan Road, Sathon, Bangkok 10120	0-2211-2823, 0-2211-2940, 0-2213-2746	0-2673-2175
Chan Road Saphan 5	1675/5 Chan Road, Sathon, Bangkok 10120	0-2678-3150-5, 0-2678-3882	0-2287-4650
Charoen Phat	214/7 Itsaraphap Road, Thonburi, Bangkok 10600	0-2465-5042, 0-2465-0695	0-2465-5044
Charoen Phon	58 Rama I Road, Pathumwan, Bangkok 10330	0-2214-1431-3, 0-2251-0331	0-2214-4417
Chok Chai 4 Latphrao	1/439-441 Soi Chok Chai 4, Lat Phrao Road, Bangkok 10230	0-2530-5340-4, 0-2931-4712	0-2530-5344
Chaeng Watthana Road	200 Mu 4, Jasmine Bldg., Chaeng Watthana Road, Nonthaburi 11120	0-2583-6298-9, 0-2962-2517-8, 0-2583-6010	0-2962-2516
Din Daeng Road	14 Din Daeng Road, Din Daeng, Bangkok 10400	0-2245-3521-3, 0-2245-3858	0-2245-2800

## Metropolitan Branches

Branch	Address	Telephone	Facsimile
Ekkamai	23/2 Sukhumvit 63 Road, Watthana, Bangkok 10110	0-2714-3100-18, 0-2714-3098	0-2714-3096
Emporium	622 Ground Floor, The Emporium Tower, Sukhumvit Road, Khlong Toei, Bangkok 10110	0-2664-9291-3	0-2664-9294
Ha Yaek Pak Kret	79/1 Mu 5, Tiwanon Road, Pak Kret, Nonthaburi 11120	0-2583-7987-9, 0-2584-2046	0-2583-1648
Hua Lamphong	227 Rama IV Road, Pathumwan, Bangkok 10330	0-2216-3074-7, 0-2216-6933, 0-2216-6935-9	0-2282-7410
Hua Mak	2078/1 Ramkhamhaeng Road, Bang Kapi, Bangkok 10240	0-2314-1736-8, 0-2314-5542	0-2314-0788, 0-2319-3005
Huai Khwang	5003 Prachasongkhro Road, Din Daeng, Bangkok 10400	0-2277-4651-2	0-2277-6348
Inthamara	587/2 Suthisanwinitchai Road, Din Daeng, Bangkok 10400	0-2277-2551-2, 0-2277-0353	0-2277-2628
Intharak	11/22 Mu 6, Nawamin Road, Bangkok 10240	0-2519-5306-8, 0-2519-3435	0-2519-5309
Jewelry Trade Center, Silom	919/554 Jewelry Trade Center Bldg., Surasak Road, Silom, Bangrak, Bangkok 10500	0-2630-0560-1, 0-2630-0573-8	0-2630-0579
July 22nd Circle	74 Mittraphan Road, Pomprap, Bangkok 10100	0-2223-2596, 0-2222-2848	0-2223-2597
Khae Rai	30/5 Ngamwongwan Road, Nonthaburi 11000	0-2580-0151, 0-2589-3254	0-2589-3255
Khlong Chan	62/14 Sukhaphiban 2 Road, Bang Kapi, Bangkok 10240	0-2377-6611, 0-2377-4667	0-2733-2654
Khlong Luang Pathumthani	99 Mu 8, Phahonyothin Road, Khlong Nung, Pathumthani 12120	0-2516-2840-3	0-2516-2844
Khlong San	5 Charoennakhon Road, Khlong San, Bangkok 10600	0-2437-0216-9, 0-2439-5867-8	0-2438-7290
Khlong Tan	9/12-14 UM Tower, Floor B1, Ramkhamhaeng Road, Suan Luang, Bangkok 10250	0-2314-1451-3, 0-2319-3553, 0-2314-3740	0-2314-4383
Khlong Toei	2923 Rama IV Road, Klong Toei, Phra Khanong, Bangkok 10110	0-2259-0166-9, 0-2258-2829	0-2258-2831
King Kaeo Road (Sub-Branch)	68/19-22 Mu 5, King Kaeo Road, Bang Phli, Samut Prakan 10540	0-2738-9601-3	0-2738-9604
Kluai Nam Thai	3797 Rama IV Road, Khlong Tan, Khlong Toei, Bangkok 10110	0-2391-1058, 0-2392-2581-2, 0-2392-2824	0-2391-1963
Khuenkhan-Phra Pradaeng	99/9 Mu 5, Suksawad Road, Phra Pradaeng, Samut Prakan 10130	0-2462-7865-6	0-2462-7864
Ko Pho Office	Ko Pho Office, Phitsanulok Road, Dusit, Bangkok 10300	0-2281-5741-3, 0-2280-4040	0-2281-5965
Lak Si	202/34 Chaeng Watthana Road, Bang Khen, Lak Si, Bangkok 10210	0-2521-3145-6, 0-2521-2761	0-2521-3148
Lak Si Plaza	333 Mu 4, Chaeng Watthana Road, Bang Khen, Lak Si, Bangkok 10210	0-2576-1286-9	0-2576-1290
Lam Luk Ka Road, Khlong 2	20/7 Mu 18, Lam Luk Ka Road, Lam Luk Ka, Pathumthani 12130	0-2995-8145-9	0-2995-8150
Lat Krabang	223 Mu 1, Lat Krabang, Bangkok 10520	0-2326-9950-3	0-2326-9954
Lat Phrao	1150 Phahonyothin Road, Chatuchak, Bangkok 10900	0-2511-4051-5, 0-2513-1405, 0-2511-1304	0-2511-3138
Lat Phrao Soi 44	820 Soi Lat Phrao 44, Huai Khwang, Bangkok 10310	0-2512-1882-3	0-2512-1884
Lat Phrao Soi 99	2739 Lat Phrao Road, Wang Thonglang, Bangkok 10310	0-2514-2772, 0-2539-7518	0-2538-6250
Lat Pla Khao Road (Sub-Branch)	11/46 Mu 1, Jarakhaebua, Lat Phrao, Bangkok 10230	0-2940-3744-5	0-2940-3489
Lumphini	1965/10 Rama IV Road, Lumphini, Pathumwan, Bangkok 10330	0-2252-9365-6, 0-2252-8105	0-2254-7833
Mahanak	1088, 1090 Krung Kasem Road, Pomprap, Bangkok 10100	0-2281-9964, 0-2281-9941	0-2281-9963
Minburi	115 Sihaburanukit Road, Minburi, Bangkok 10510	0-2517-0117-9, 0-2517-0360	0-2517-0361
Nana Nua	11/1 Sukhumvit Road, Soi 3, Khlong Toei, Watthana, Bangkok 10110	0-2253-4492, 0-2253-4497-9	0-2253-4494
New Phetchaburi Road	1975/1 New Phetchaburi Road, Bang Kapi, Huai Khwang, Bangkok 10310	0-2314-1041-3, 0-2314-1324-5, 0-2314-4390	0-2319-3366

Metropolitan  
Branches

Branch	Address	Telephone	Facsimile
Nong Chok	59/9 Mu 2, Buriphirom Road, Nong Chok, Bangkok 10530	0-2543-1187-8	0-2543-1187
Nong Khaem	215-7 Mu 7, Phetchakasem Road, Nong Khaem, Bangkok 10160	0-2444-2500-1	0-2421-9364
Nonthaburi	26/5 Mu 6, Pracharat Road, Nonthaburi 11000	0-2525-0258, 0-2525-2727-9, 0-2526-5571	0-2525-0259
On Nut Soi 16 (Sub-Branch)	742, 744, 746 Soi On Nut 16, Suan Luang, Bangkok 10250	0-2331-3812, 0-2331-3819, 0-2331-3899	0-2331-3796
Oriental (Sub-Branch)	1237/1 Charoen Krung Road, Bang Rak, Bangkok 10500	0-2236-5651, 0-2630-6780-2	0-2233-6394
Pak Khlong Talat	128-134 Saphanphud Road, Phra Nakhon, Bangkok 10200	0-2226-4601-4, 0-2226-3884	0-2226-4600
Phahurat	33-41 Phahurat Road, Phra Nakhon, Bangkok 10200	0-2222-2840, 0-2222-5468	0-2225-6843
Phasi Charoen (Sub-Branch)	55 Mu 9, Phetchakasem Road, Soi 33/4, Phasi Charoen, Bangkok 10160	0-2454-1679, 0-2454-1773, 0-2454-1371	0-2454-2742
Phatthanakan Road	2146 Phatthanakan Road, Suan Luang, Bangkok 10250	0-2321-7000-4, 0-2722-7221, 0-2722-7223	0-2321-5872
Phlapphachai	9 Suapa Road, Pomprap, Bangkok 10100	0-2222-1199, 0-2221-5265, 0-2222-0321	0-2222-1197
Phloenchit Road	860-864 Phloenchit Road, Lumpini, Pathumwan, Bangkok 10330	0-2253-8052, 0-2251-1647-8	0-2251-1649
Phra Khanong	1116/1 Sukhumvit Road, Phra Khanong, Khlong Toei, Bangkok 10110	0-2392-1984, 0-2391-2877	0-2381-2407
Phra Pradaeng	152 Nakhon Khuan Khan Road, Bang Pung, Phra Pradaeng, Samut Prakan 10130	0-2462-5907-8, 0-2462-7570, 0-2463-4625	0-2463-3449
Prachachun Road	1333 Prachachun Road, Bang Sue, Bangkok 10800	0-2589-9922-5, 0-2580-0964	0-2589-5995
Pracha Uthit Road Ratburana	641, 641/1-2 Mu 1, Pracha Uthit Road, Bang Mod, Bangkok 10140	0-2428-4001-2	0-2428-2891
Pradiphat Road	252 Pradiphat Road, Samsen Nai, Phayathai, Bangkok 10400	0-2279-8060-7, 0-2279-0741	0-2271-4690
Pratu Nam	77-87 Ratchadamri Road, Lumpini, Pathumwan, Bangkok 10330	0-2253-7823, 0-2253-9086, 0-2252-5183-5	0-2254-7832
Puchao Samingphrai Road	298 Puchao Samingphrai Road, Samrong Tai, Phra Pradaeng, Samut Prakan 10130	0-2394-4863-4, 0-2394-5990, 0-2384-1663	0-2384-1662
Rama II K.M. 7 Road	84/1-6 Mu 6, Rama II Road, Bang Khun Thian, Bangkok 10150	0-2416-5571-5	0-2416-5574
Rama IX Road	250 Rama IX Road, Huai Khwang, Bangkok 10310	0-2247-9883-5, 0-2641-4044	0-2248-4935
Ramintra	79/10 Mu 4, Ramintra Road, Bang Khen, Bangkok 10220	0-2521-2649-50, 0-2521-0349, 0-2552-5445	0-2521-2651
Ramintra K.M. 10 Road (Sub-Branch)	12/16-19 Ramintra Road, Bangkok 10230	0-2918-0270-3	0-2918-0274
Ramkhamhaeng Road, Soi 28 (Sub-Branch)	2102/56-57 Ramkhamhaeng Road, Soi 28, Hua Mak, Bang Kapi, Bangkok 10240	0-2377-0222, 0-2377-0228, 0-2377-0235	0-2377-0334
Rangsit	265/2 Mu 2, Phahonyothin Road, Prachathipat, Pathum Thani 12130	0-2531-3226, 0-2531-0669, 0-2531-3239-40	0-2531-0668
Ratburana	225/1 Mu 8, Suksawat Road, Ratburana, Bangkok 10140	0-2427-0130-2	0-2427-3769
Ratchada-Huai Khwang Road	205/5-6 Ratchadaphisek Road, Din Daeng, Bangkok 10400	0-2692-6900-4, 0-2276-0995	0-2276-0996
Ratchada-Lat Phrao Road	23/75 Ratchadaphisek Road, Chatuchak, Bangkok 10900	0-2512-1867-9, 0-2513-9724	0-2512-1870
Ratchada-Si Yaek Sathu Pradit	591 Rama III Road, Yannawa, Bangkok 10120	0-2284-2893-4, 0-2294-2916, 0-2294-1252	0-2294-2926, 0-2294-8762
Ratchada-Thaphra (Sub-Branch)	155/7-10 Ratchadaphisek Road, Thonburi, Bangkok 10600	0-2468-8789, 0-2468-9692, 0-2468-8792	0-2468-2768

## Metropolitan Branches

Branch	Address	Telephone	Facsimile
Ratchathewi	128/17-18 Phyathai Road, Ratchathewi, Bangkok 10400	0-2216-1550-8, 0-2216-1574-6	0-2216-1580
Ratchawat	1390/1 Nakhon Chaisri Road, Dusit, Bangkok 10300	0-2241-1555, 0-2241-1079, 0-2241-1648	0-2241-0717
Ratchawithi	272/13 Ratchawithi Road, Dusit, Bangkok 10400	0-2241-0815, 0-2243-0075-8, 0-2243-4002	0-2243-4001
Ratchawong	245-249 Ratchawong Road, Samphanthawong, Bangkok 10100	0-2224-5489, 0-2224-5494, 0-2224-6401	0-2221-3142
Rattana Thibet Road	25/74 Mu 8, Rattana Thibet Road, Nonthaburi 11000	0-2969-9152-7	0-2969-9158
Sai Luat Road	435 Sai Luat Road, Pak Nam, Samut Prakan 10270	0-2387-0133-5, 0-2387-1699, 0-2701-6793-4	0-2387-2701
Samakki Road, Prachaniwet (Sub-Branch)	70/762-6 Mu 7, Samakki Road, Nonthaburi 11000	0-2574-6443, 0-2574-6076	0-2980-1039
Sampheng	343 Wanit 1 Road, Samphanthawong, Bangkok 10100	0-2224-2317, 0-2224-2336, 0-2224-7117-8	0-2225-6842
Samrong	1788 Mu 11, Sukhumvit Road, Samut Prakan 10270	0-2384-1375-6, 0-2384-7607-8, 0-2754-1082-3	0-2754-1083
Samut Prakan	840/16 Prakhonchai Road, Pak Nam, Samut Prakan 10270	0-2702-6235-8, 0-2702-6220, 0-2702-6275-7	0-2702-6219, 0-2702-7498
Sam Yaek Fai Chai	137/1 Charansanitwong Road, Bangkok Noi, Bangkok 10700	0-2411-1145, 0-2411-0444	0-2411-3143
Sam Yot	88-90 Charoen Krung Road, Phra Nakhon, Bangkok 10200	0-2225-6717, 0-2223-1589-90, 0-2225-9273	0-2225-6845
Saphan Khao	224/4-6 Lan Luang Road, Pomprap, Bangkok 10100	0-2281-3820, 0-2282-9627, 0-2281-3811	0-2281-0265
Saphan Luang	590 Rama IV Road, Bang Rak, Bangkok 10500	0-2267-1022-5, 0-2266-7284	0-2266-7288
Saphan Mai Don Muang	3/774 Phahonyothin Road, Bang Khen, Bangkok 10220	0-2521-0335, 0-2521-1593, 0-2521-2064	0-2552-1779
Saphan Phan Fa	101 Rajadamnoen Avenue, Bowon Niwet, Bangkok 10200	0-2281-5359, 0-2281-5926, 0-2282-2620	0-2280-1849
Saphan Phra Pinklao	165/20 Phra Pinklao Road, Bangkok Noi, Bangkok 10700	0-2434-0140-4	0-2423-0104
Sathon	175 Sathon City Tower, Sathon Tai Road, Sathon, Bangkok 10120	0-2287-1141, 0-2285-5242-3	0-2285-5265
Sathu Pradit	271/1 Sathu Pradit Road, Yannawa, Bangkok 10120	0-2211-9591-3, 0-2211-7023, 0-2211-8227	0-2211-9165
Seacon Square	904 Mu 6, Seacon Bldg., Srinakharin Road, Nong Bon, Pravet, Bangkok 10260	0-2721-8642-9, 0-2721-8650	0-2721-8651
Sena Nikhom	1714/9-10 Phahonyothin Road, Lat Yao, Chatuchak, Bangkok 10900	0-2513-9142-6	0-2513-2774
Siam Square	394 Rama I Road, Patumwan, Bangkok 10330	0-2252-1330-9, 0-2252-0519, 0-2251-8546	0-2254-7834, 0-2252-3204
Silom	300 Silom Road, Bang Rak, Bangkok 10500	0-2233-6080, 0-2635-8451 0-2635-6614-6	0-2233-4953
Si Phraya	235 Si Phraya Road, Bang Rak, Bangkok 10500	0-2236-8715-6, 0-2236-2706-7, 0-2236-2589	0-2236-2591
Si Yaek Bang Na	4271 Sukhumvit Road, Bang Na, Bangkok 10260	0-2398-4975-6, 0-2396-0742	0-2396-1195
Si Yan	844-846 Samsen Road, Nakhon Chaisri, Dusit, Bangkok 10300	0-2241-3191-4, 0-2241-2888, 0-2241-0125	0-2243-0999
Sinakharin Road	436 Mu 5, Srinakharin Road, Samrong Nua, Samut Prakan 10270	0-2385-7152, 0-2385-7158, 0-2385-7160	0-2385-7151
Soi Ari	404/9 Phahonyothin Road, Samsen Nai, Phyathai, Bangkok 10400	0-2279-2090-4, 0-2279-9860-3	0-2271-4583

Metropolitan  
Branches

Branch	Address	Telephone	Facsimile
Song Prapha Road (Sub-Branch)	310/7 Song Prapha Road, Don Muang, Bangkok 10210	0-2929-9719-24	0-2929-9725
Suan Chatuchak	Chatuchak Weekend Market Office Bldg., Kamphaeng Phet 2 Road, Lat Yao, Chatuchak, Bangkok 10900	0-2272-4420-2	0-2272-4421
Suan Phlu	167/9 Soi Suan Phlu, Sathon Tai, Sathon, Bangkok 10120	0-2287-1561-5	0-2287-1567
Suan Sayam	99/1 Sukhaphiban 2 Road, Bungkum, Bangkok 10230	0-2517-1364-6, 0-2517-8496	0-2517-1367
Sukhaphiban 1 Road K.M. 8	123/19-20 Mu 11, Sukhaphiban 1 Road, Bungkum, Bangkok 10230	0-2948-5581-4	0-2948-5586
Sukhaphiban 3 Road, Bungkum	290/3-4 Ramkhamhaeng Road (Sukhaphiban 3), Bungkum, Bangkok 10240	0-2728-0740-6	0-2372-0328
Sukhumvit 43	787 Sukhumvit Road, Khlong Tan Nua, Watthana, Bangkok 10110	0-2662-4778-9, 0-2258-7278, 0-2258-0238-9	0-2258-9967
Suksawat Road	220/8 Mu 3, Suksawat Road, Chomtong, Bangkok 10150	0-2468-1504, 0-2460-1813	0-2460-1814
Sunthonkosa	116 SSP Tower 2, Na Ranong Road, Khlong Toei, Bangkok 10110	0-2240-4071-3, 0-2240-4080	0-2240-4074
Surawong	23 Surawong Road, Bang Rak, Bangkok 10500	0-2233-9760-9, 0-2234-4816	0-2234-5182
Tak Sin Road	78/1 Tak Sin Road, Thonburi, Bangkok 10600	0-2465-9001-5, 0-2466-3316	0-2466-0070
Talat Noi	924-924/1 Charoen Krung Road, Bangkok 10100	0-2234-9049, 0-2267-0275, 0-2234-9654	0-2234-9048
Talat Phlu	1375/1-3 Thoet Thai Road, Thonburi, Bangkok 10600	0-2466-1060-3, 0-2466-8478-9, 0-2465-6613	0-2466-8480
Talat Si Mum Muang	600/469-472 Phahonyothin Road, Pathum Thani 12130	0-2536-8003, 0-2536-8086, 0-2536-8104	0-2536-7906
Taling Chan	53 Mu 6, Boromratchonnani Road, Taling Chan, Bangkok 10170	0-2434-0461-2, 0-2435-3109-10	0-2435-3110
Tanao Road	391 Tanao Road, Bangkok 10200	0-2225-6546, 0-2221-6309, 0-2221-8126-9	0-2221-7876
Tha Phra	132 Phetchakasem Road, Bangkok 10160	0-2457-0040-4	0-2457-2176
Tha Tian	278-282 Maharaj Road, Bangkok 10200	0-2221-7821, 0-2222-2459	0-2222-4647
The Mall Bang Kapi (Sub-Branch)	3522 The Mall Bang Kapi, Lat Phrao Road, Khlong Chan, Bang Kapi, Bangkok 10240	0-2734-1645-9	0-2734-1649
The Mall Bang Khae	275 Mu 1, Phetchakasem Road, Phasi Charoen, Bangkok 10160	0-2454-9373-4	0-2454-9368
Thepharak Road	73 Mu 20, Thepharak Road, Bang Phli, Samut Prakan 10540	0-2312-3127-9, 0-2312-3110, 0-2312-3112	0-2312-3130
Thonburi	231 Prachatiptok Road, Khlong San, Bangkok 10600	0-2437-0220-3	0-2439-1220
Thonglo Road	162 Soi Thonglo (Sukhumvit 55), Watthana, Bangkok 10110	0-2381-2339-42	0-2381-7071
Uruphong	62/48 Phetchaburi Road, Bangkok 10400	0-2215-0640-2, 0-2215-9628	0-2215-9631
Vanit Building	1126/2 Vanit Bldg. 2, New Phetchaburi Road, Bangkok 10400	0-2254-2789, 0-2254-2773	0-2254-2826
Viphavadi Rangsit	9/28 Viphavadi Rangsit Road, Lat Yao, Bangkok 10900	0-2277-6396, 0-2275-6045	0-2277-6122
Wisutkasat	257/1 Wisutkasat Road, Bangkok 10200	0-2282-9620-4, 0-2282-7411, 0-2282-7869	0-2282-7410
Wong Sawang	800/1 Wong Sawang Road, Bang Sue, Bangkok 10800	0-2585-0350, 0-2585-5717, 0-2585-8858	0-2585-5717
Worachak	322-324 Worachak Road, Pomprap, Bangkok 10100	0-2221-7410, 0-2221-7887-9	0-2225-1688
Yannawa	2209 Charoen Krung Road, Bangkok 10120	0-2289-2561, 0-2289-0143	0-2289-2563

## Commercial Banking

### Branch Center

	Address	Telephone	Facsimile
Bang Kapi	182 Sukhumvit Road, Khlong Toei, Bangkok 10110	0-2251-2968	0-2254-7830
Bang Khae	387 Mu 3, Phetchakasem Road, Bang Khae, Bangkok 10160	0-2804-6309	0-2804-6034-5
Bang Lamphu	109 Samsen Road, Wat Samphraya, Phra Nakhon, Bangkok 10200	0-2282-4645	0-2281-4120
Bang Na	947/2 Mu 12, Bang Na Complex, Bang Na-Trat Road Km. 3, Bang Na, Bangkok 10260	0-2361-8443	0-2744-3170-1
Bukkhalo	32 Mahaisawan Road, Bukkhalo, Thonburi, Bangkok 10600	0-2877-8043	0-2878-2103
Chan Road	1564/8 Chan Road, Sathon, Bangkok 10120	0-2211-7409	0-2673-3004
Ekkamai	23/3 Sukhumvit 63 Road, Watthana, Bangkok 10110	0-2714-4393	0-2714-2822
Hua Lamphong	227 Rama IV Road, Pathumwan, Bangkok 10330	0-2216-9032	0-2216-7653, 0-2216-7662
Khlong Tan	9/12-14 UM Tower, Floor B1, Ramkhamhaeng Road, Suan Luang, Bangkok 10250	0-2314-1453	0-2719-8696
Lat Phrao	1150 Phahonyothin Road, Chatuchak, Bangkok 10900	0-2929-2622	0-2939-2620-1
Lat Phrao Soi 99	104/3 Lat Phrao Road, Wang Thonglang, Bangkok 10310	0-2932-3884	0-2935-0624-5
Phlapphlachai	9 Suapa Road, Pomprap, Bangkok 10100	0-2623-2727 Ext. 2105-13	0-2623-2733-4
Rama IX Road	250 Rama IX Road, Huai Khwang, Bangkok 10320	0-2645-5600	0-2645-5601
Ramintra	79/10 Mu 4, Ramintra, Bang Khen, Bangkok 10220	0-2521-8927	0-2986-3500-1
Ratburana	225/1 Mu 8, Suksawat, Ratburana, Bangkok 10140	0-2873-1612	0-2873-7042
Ratchada-Lat Phrao Road	23/75 Ratchadaphisek Road, Chatuchak, Bangkok 10900	0-2513-9725	0-2938-9227-8
Ratchathewi	128/17-18 Phayathai Road, Ratchathewi, Bangkok 10330	0-2612-1761	0-2612-1765
Ratchawong	245-249 Ratchawong Road, Samphanthawong, Bangkok 10100	0-2622-5101-4	0-2221-3143
Rattanathibet Road	25/74 Mu 8, Rattanathibet Road, Nonthaburi 11000	0-2527-8942	0-2527-8949
Sampheng	343 Wanit 1 Road, Bangkok 10100	0-2224-2383	0-2622-9956
Samrong	1788 Mu 11, Sukhumvit Road, Samut Prakan 10270	0-2384-1374-6	0-2394-3432, 0-2710-4133
Saphan Phra Pinklao	165/20 Phra Pinklao Road, Bangkok Noi, Bangkok 10700	0-2886-0642	0-2886-0646-7
Sathu Pradit	271/1 Sathu Pradit Road, Yannawa, Bangkok 10120	0-2212-0996	0-2674-4960
Siam Square	394 Rama I Road, Patumwan, Bangkok 10330	0-2251-1427	0-2658-4507
Silom	300 Silom Road, Bang Rak, Bangkok 10500	0-2234-5914	0-2635-6897-8
Silom Head Office	333 Silom Road, Bangkok, 10500	0-2230-1283	0-2231-4570, 0-2626-4124
Soi Ari	404/9 Phahonyothin Road, Samsen Nai, Phayathai, Bangkok 10400	0-2619-1816	0-2279-6528
Suan Sayam	99/1 Mu 3, Sukhaphiban 2 Road, Bungkum, Bangkok 10230	0-2906-8352	0-2906-8359
Tak Sin Road	78/1 Tak Sin Road, Thonburi, Bangkok 10600	0-2890-6502	0-2890-6512
Talat Si Mum Muang	600/469-72 Phahonyothin Road, Pathum Thani 12130	0-2992-3522	0-2992-3532
Wong Sawang	800/1 Wong Sawang Road, Bang Sue, Bangkok 10800	0-2913-9152	0-2913-9159
Worachak	100 Worachak Road, Pomprap, Bangkok 10100	0-2621-2414-5	0-2225-1688



Business  
Banking

## Branch Center

## Address

## Telephone

## Facsimile

Bang Kapi	182 Sukhumvit Road, Khlong Toei, Bangkok 10110	0-2653-2970	0-2254-7830
Bang Khae	387 Mu 3, Phetchakasem Road, Bang Khae, Bangkok 10160	0-2413-1701-5	0-2804-6034-5
Bang Lamphu	109 Samsen Road, Wat Samphraya, Phra Nakhon, Bangkok 10200	0-2281-3397	0-2281-4120
Bang Na	947/2 Mu 12, Bang Na Complex, Bang Na-Trat Road Km. 3, Bang Na, Bangkok 10260	0-2361-8444	0-2744-3170-1
Bukkhalo	32 Mahaisawan Road, Bukkhalo, Thonburi, Bangkok 10600	0-2877-9020	0-2878-2103
Chan Road	1564/8 Chan Road, Sathon, Bangkok 10120	0-2674-7582	0-2673-3004
Ekkamai	23/3 Sukhumvit 63 Road, Watthana, Bangkok 10110	0-2712-2824	0-2714-2822
Hua Lamphong	227 Rama IV Road, Pathumwan, Bangkok 10330	0-2216-6934-9	0-2216-7652-3
Khlong Tan	9/12-14 UM Tower, Floor B1, Ramkhamhaeng Road, Suan Luang, Bangkok 10250	0-2719-9125	0-2719-8696
Lat Phrao	1150 Phahonyothin Road, Chatuchak, Bangkok 10900	0-2930-9301	0-2939-2620-1
Lat Phrao Soi 99	104/3 Lat Phrao Road, Wang Thonglang, Bangkok 10310	0-2935-0607	0-2935-0624-5
Phlaphlachai	9 Suapa Road, Pomprap, Bangkok 10100	0-2623-2727	0-2623-2733
Rama IX Road	250 Rama IX Road, Huai Khwang, Bangkok 10320	0-2645-5600	0-2645-5601-2
Ramintra	79/10 Mu 4, Ramintra, Bang Khen, Bangkok 10220	0-2521-2649-50	0-2986-3500
Ratburana	225/1 Mu 8, Suksawat, Ratburana, Bangkok 10140	0-2427-0130	0-2873-7042
Ratchada-Lat Phrao Road	23/75 Ratchadaphisek Road, Chatuchak, Bangkok 10900	0-2938-2141	0-2938-9227-8
Ratchathewi	128/17-18 Phyathai Road, Ratchathewi, Bangkok 10330	0-2216-1550	0-2612-1765
Ratchawong	245-249 Ratchawong Road, Samphanthawong, Bangkok 10100	0-2622-5101-4	0-2221-3143
Rattanathibet Road	25/74 Mu 8, Rattanathibet Road, Nonthaburi 11000	0-2969-9152-3	0-2527-8944
Sampheng	343 Wanit 1 Road, Bangkok 10100	0-2622-9955	0-2224-2265
Samrong	1788 Mu 11, Sukhumvit Road, Samut Prakan 10270	0-2384-1375	0-2394-3432
Saphan Phra Pinklao	165/20 Phra Pinklao Road, Bangkok Noi, Bangkok 10700	0-2434-0140-4	0-2886-0646-7
Sathu Pradit	271/1 Sathu Pradit Road, Yannawa, Bangkok 10120	0-2674-2911	0-2674-4960
Siam Square	394 Rama I Road, Patumwan, Bangkok 10330	0-2658-4514	0-2658-4507
Silom	300 Silom Road, Bang Rak, Bangkok 10500	0-2233-6080-99	0-2635-6897-8
Silom Head Office	333 Silom Road, Bangkok, 10500	0-2231-4333 Ext. 1842	0-2626-4080, 0-2626-4124
Soi Ari	404/9 Phahonyothin Road, Samsen Nai, Phyathai, Bangkok 10400	0-2619-1484	0-2271-4582
Suan Sayam	99/1 Mu 3, Sukhaphiban 2 Road, Bungkum, Bangkok 10230	0-2906-8357-8	0-2906-8357-8
Tak Sin Road	78/1 Tak Sin Road, Thonburi, Bangkok 10600	0-2890-6505	0-2890-6512
Talat Si Mum Muang	600/469-72 Phahonyothin Road, Pathum Thani 12130	0-2536-8003, 0-2536-8107	0-2992-3532
Wong Sawang	800/1 Wong Sawang Road, Bang Sue, Bangkok 10800	0-2585-2982	0-2913-9159
Worachak	100 Worachak Road, Pomprap, Bangkok 10100	0-2621-2416-9	0-2225-1688

## Provincial Branches

Branch	Address	Telephone	Facsimile
<b>Amnat Charoen</b>			
Amnat Charoen	288/79 Chayangkun Road, Muang, Amnat Charoen 37000	0-4551-1852	0-4551-1854
Pathum Ratchawongsa	255 Mu 2, Arun Prasert Road, Pathum Ratchawongsa, Amnat Charoen 37110	0-4546-5052	0-4546-5054
<b>Ang Thong</b>			
Ang Thong	13 Thesaban 2 Road, Muang, Ang Thong 14000	0-3561-1741	0-3561-1278
Wiset Chaichan	639 Mu 6, Sukhaphiban Road, Wiset Chaichan, Ang Thong 14110	0-3563-1092	0-3563-1091
<b>Buriram</b>			
Ban Kruad	189 Mu 3, Tambon Prasat, Ban Kruad, Buriram 31180	0-4467-9135	0-4467-9133
Buriram	100 Sunthonthep Road, Muang, Buriram 31000	0-4461-2717	0-4461-1500
Lam Plai Mat	389 Sahanophamat Road, Lam Plai Mat, Buriram 31130	0-4466-1494	0-4466-1295
Nang Rong	62 Prachantakhet Road, Nang Rong, Buriram 31110	0-4463-1987	0-4463-1988
Pa Kham	1/1 Mu 2, Pa Kham-Nang Rong Road, Buriram 31220	0-4464-6079	0-4465-4225
Satuk	350/4 Mu 16, Tha Chang Road, Satuk, Buriram 31150	0-4468-1315	0-4468-1216
<b>Chachoengsao</b>			
Ban Pho (Sub-Branch)	199 Mu 1, Ban Pho-Donsinon Road, Ban Pho, Chachoengsao 24140	0-3858-7251-3	0-3858-7254
Bang Khla	19 Bang Khla-Plaeng Yao Road, Bang Khla, Chachoengsao 24110	0-3854-1700	0-3854-1879
Bang Nam Prieo	235 Mu 5, Bang Nam Prieo-Bang Khanak Road, Bang Nam Prieo, Chachoengsao 24150	0-3858-1273	0-3858-1274
Bang Pakong	239 Mu 10, Sukhumvit Road, Bang Pakong, Chachoengsao 24130	0-3853-1292	0-3853-1291
Bang Woa (Sub-Branch)	176/5 Mu 1, Bang Na-Trat Road, Bang Pakong, Chachoengsao 24180	0-3884-0731-2	0-3884-0730
Chachoengsao	191/74 Mahachakkaphat Road, Muang, Chachoengsao 24000	0-3851-4983-7	0-3851-4981
Chumphon Road	51-51/1-2 Chumphon Road, Muang, Chachoengsao 24000	0-3881-7778	0-3851-4991
Phanom Sarakham	1140 Phanomphathana Road, Phanom Sarakham, Chachoengsao 24120	0-3855-1001	0-3855-1602
<b>Chainat</b>			
Chainat	57/17 Wongto Road, Muang, Chainat 17000	0-5641-1769	0-5641-2504
Han Kha	709 Mu 1, Banchopwithi Road, Han Kha, Chainat 17130	0-5645-1115	0-5645-1114
Po-Nangdam	365 Mu 2, Tambon Po-Nangdam, Sanphaya, Chai Nat 17150	0-5649-9013	0-5649-9015
<b>Chaiyaphum</b>			
Chaiyaphum	273 K/96 Ratchatan Road, Muang, Chaiyaphum 36000	0-4481-2058	0-4481-1251
Chatturat	74/15 Mu 1, Chaiyaphum-Si Khiu Road, Chatturat, Chaiyaphum 36130	0-4485-1123	0-4485-1196
Ha Yaek Non Hai	282 Mu 6, Chaiyaphum-Ban Khwao Road, Muang, Chaiyaphum 36000	0-4482-2203-7	0-4482-2204
Nong Bua Daeng	60 Mu 9, Supphawong Ramluk Road, Nong Bua Daeng, Chaiyaphum 36210	0-4487-2044	0-4487-2828
<b>Chanthaburi</b>			
Chanthaburi	18 Tha Chalaep Road, Muang, Chanthaburi 22000	0-3931-1162	0-3931-3225
Khlung	60/1 Thesaban 4 Road, Khlung, Chanthaburi 22110	0-3944-1513	0-3944-1514
Makhm	231/19 Chanthaburi-Sa Kaeo Road, Makhm, Chanthaburi 22150	0-3938-9003-5	0-3938-9003
Na Yai Am	111 Mu 1, Sukhumvit Road, Na Yai Am, Chanthaburi 22160	0-3937-1231-3	0-3937-1234
Soi Dao	604 Mu 1, Tambon Pa-Tong, Soi Dao, Chanthaburi 22180	0-3938-1512-5	0-3938-1516
Tha Chalaep Road	197 Tha Chalaep Road, Muang, Chanthaburi 22000	0-3932-1768-9	0-3932-1779
Tha Mai	313 Sri Nawadit Road, Tha Mai, Chanthaburi 22120	0-3943-1989-91	0-3943-1431

Provincial  
Branches

Branch	Address	Telephone	Facsimile
<b>Chiang Mai</b>			
Bo Sang	235 Mu 3, Tambon Ton Pao, San Kamphaeng, Chiang Mai 50130	0-5333-8103-4	0-5333-8094
Chang Khlan Road	164/14 Chang Khlan Road, Muang, Chiang Mai 50100	0-5382-0787-91	0-5328-2528
Chom Thong	166 Mu 2, Chiang Mai-Hot Road, Chom Thong, Chiang Mai 50160	0-5334-1113-4	0-5334-1112
Doi Saket	19 Mu 3, Tambon Choeng Doi, Doi Saket, Chiang Mai 50220	0-5349-5946-8	0-5349-5947
Fang	12/3 Chotana Road, Tambon Wiang, Fang, Chiang Mai 50110	0-5345-1430-5	0-5345-1212
Hang Dong	19/1 Mu 3, Chiang Mai-Hot Road, Hang Dong, Chiang Mai 50230	0-5344-1650-2	0-5344-1649
Hot	550 Mu 2, Hot, Chiang Mai 50240	0-5346-1035-6	0-5346-1037
Kad Suan Kaew	G01/2 Kad Suan Kaew Trade Centre, Suthep, Muang, Chiang Mai 50000	0-5389-5098-100	0-5322-5464
Kuang Singh (Sub-Branch)	68/5 Chotana Road, Muang, Chiang Mai 50300	0-5322-4106	0-5322-4105
Mae Ai	155 Mu 15, Fang-Tha Ton Road, Mae Ai, Chiang Mai 50280	0-5345-9156-8	0-5345-9148
Mae Jo	165 Mu 7, Chiang Mai Road, San Sai, Chiang Mai, 50210	0-5387-8261	0-5387-8262
Mae Rim	70 Mu 1, Chiang Mai-Fang Road, Mae Rim, Chiang Mai 50180	0-5329-7162-3	0-5329-7286
Muang Samut Road	26/5 Muang Samut Road, Muang, Chiang Mai 50300	0-5387-6217-20	0-5325-1161
Pratu Chang Phuak	125 Chang Phuak Road, Muang, Chiang Mai 50200	0-5322-1313	0-5321-3996
Pratu Chiang Mai	11/1 Chang Lo Road, Muang, Chiang Mai 50100	0-5327-0124-6	0-5327-2706
Sa Moeng	90 Mu 10, Sa Moeng Tai, Chiang Mai 50250	0-5348-7126	0-5348-7127
San Kamphaeng	96 Mu 7, San Kamphaeng-Chiang Mai Road, San Kamphaeng, Chiang Mai 50130	0-5333-2213-4	0-5333-1472
San Pa Khoi	187-195 Charoen Muang Road, Muang, Chiang Mai 50300	0-5324-3121	0-5324-6625
San Pa Tong	569 Mu 10, Chiang Mai-Hot Road, San Pa Tong, Chiang Mai 50120	0-5331-1237-9	0-5331-1236
Saraphi	308 Mu 3, Tambon Yang Nueng, Saraphi, Chiang mai 50140	0-5332-1272-4	0-5332-1415
Si Nakhon Phing	82-88 Chang Moi Road, Muang, Chiang Mai 50300	0-5325-1033-8	0-5325-1040
Suthep Road	251-255 Suthep Road, Muang, Chiang Mai 50200	0-5380-8390-1	0-5322-7101
Talat Mae Malai	194 Mu 2, Chiang Mai-Fang Road, Mae Taeng, Chiang Mai 50150	0-5347-1111-4	0-5347-1461
Tha Phae	53-59 Tha Phae Road, Muang, Chiang Mai 50300	0-5328-2100-2	0-5327-4734
<b>Chiang Rai</b>			
Chiang Rai	517 Suksathit Road, Muang, Chiang Rai 57000	0-5371-1258	0-5371-1256
Ha Yaek Phokhun Mengrai	866/18 Superhighway I, Muang, Chiang Rai 57000	0-5371-8114	0-5371-8116
Mae Chan	59 Mu 3, Laochakarot Road, Mae Chan, Chiang Rai 57110	0-5377-1059	0-5377-1058
Mae Kha Chan (Sub-Branch)	330 Mu 10, Chiang Rai-Chiang Mai Road, Wiang Pa Pao, Chiang Rai 57260	0-5370-4411-2	0-5370-4413
Mae Sai	6/6 Mu 10, Phahonyothin Road, Mae Sai, Chiang Rai 57130	0-5373-2701-3	0-5373-1399
Mae Suai	277 Mu 5, Sukhaphiban Road, Mae Suai, Chiang Rai 57180	0-5378-6012	0-5378-6012
Phan	2547 Mu 12, Tambon Muang Phan, Phan, Chiang Rai 57120	0-5372-1234-5	0-5372-1233
<b>Chonburi</b>			
Ao Udom	174/11 Mu 7, Sukhumvit Road, Si Racha, Chonburi 20230	0-3835-2145-7	0-3835-2149
Ban Bung	340/26-29 Mu 1, Ratsanti Road, Ban Bung, Chonburi 20170	0-3844-4021-2	0-3844-3712
Bang Lamung	44 Mu 5, Pattaya-Na Klua Road, Tambon Na Klua, Bang Lamung, Chonburi 20150	0-3822-2370-7	0-3822-2376
Bang Pla Soi	688 Sukhumvit Road, Muang, Chonburi 20000	0-3828-5837-9	0-3828-5842
Chonburi	168 K. Akkhaniwat Road, Muang, Chonburi 20000	0-3827-8400-8	0-3828-4223
Khlong Tam Ru (Sub-Branch)	109/2-6 Mu 3, Sukhumvit Road, Muang, Chonburi 20000	0-3821-4528	0-3821-4528
Muang Pattaya	78/47 Mu 9, Pattaya Sai 2 Road, Bang Lamung, Chonburi 20150	0-3841-0425-7	0-3836-1609

## Provincial Branches

Branch	Address	Telephone	Facsimile
Noen Teng	74/23 Mu 6, Sai Settakit Road, Muang, Chonburi 20000	0-3827-1036-8	0-3879-9456
Nong Mon	314 Sukhumvit Road, Muang, Chonburi 20130	0-3839-1121-3	0-3839-1124
Phan Thong	83 Mu 4, Sai Phan Thong-Chonburi Road, Phan Thong, Chonburi 20160	0-3845-1783-4	0-3845-1783
Phanat Nikhom	153 Sikunchon Road, Phanat Nikhom, Chonburi 20140	0-3847-3342-3	0-3846-1969
Phra Tamnak-Pattaya Road	115/17 Mu 10, Phra Tamnak Road, Bang Lamung, Chonburi 20150	0-3841-1586-7	0-3871-0564
Ratprasong Road (Sub-Branch)	598/13 Ratprasong Road, Muang, Chonburi 20000	0-3879-4835-8	0-3879-4834
Sattahip	429/1-3 Na Talad Sattahip Road, Sattahip, Chonburi 20180	0-3843-7129	0-3843-7480
Si Racha	81/19-23 Cherm Chomphon Road, Si Racha, Chonburi 20110	0-3832-2767	0-3834-6374
Suan Utsahakam Si Racha	689 Mu 11, Sukhaphiban 8 Road, Tambon Nongkham, Si Racha, Chonburi 20230	0-3848-1526-8	0-3848-0913
<b>Chumphon</b>			
Chumphon	111/1-2 Sala Daeng Road, Muang, Chumphon 86000	0-7751-1274	0-7751-1464
Lang Suan	9 Lang Suan Road, Lang Suan, Chumphon 86110	0-7754-1601	0-7754-1149
Mab Amrit	218/1 Mu 1, Tambon Don Yang, Patiu, Chumphon 86210	0-7757-8137	0-7757-8134
Pak Nam	63/2 Mu 3, Tambon Pak Nam, Muang, Chumphon 86120	0-7752-1462	0-7752-1460
Chumphon			
Sawi	501 Mu 5, Tambon Na Pho, Sawi, Chumphon 86130	0-7758-3372	0-7753-1071
Si Yaek Pathomphon (Sub-Branch)	212/6 Mu 4, Phetchakasem Road, Tambon Wangpai, Muang, Chumphon 86190	0-7750-4965	0-7750-4967
Tha Sae	177 Mu 9, Phetchakasem Road, Tha Sae, Chumphon 86140	0-7759-9000	0-7759-9001
<b>Kalasin</b>			
Kalasin	70 Phirom Road, Muang, Kalasin 46000	0-4381-2000	0-4381-2001
Khao Wong	117/1-2, 117/4 Mu 2, Khao Wong-Kuchinarai Road, Khao Wong, Kalasin 46160	0-4385-9537	0-4385-9124
Somdet	157 Thinanon Road, Somdet, Kalasin 46150	0-4386-1308	0-4386-1419
<b>Kamphaeng Phet</b>			
Kamphaeng Phet	6 Charoensuk Road, Muang, Kamphaeng Phet 62000	0-5571-3345	0-5571-1014
Khanu Woralaksaburi (Sub-Branch)	33 Mu 3, Tambon Pa Phutsa, Khanu Woralaksaburi, Kamphaeng Phet 62130	0-5577-9065	0-5577-9153
Nakhon Chum (Sub-Branch)	160/11 Mu 5, Tambon Nakhon Chum, Muang, Kamphaeng Phet 62000	0-5579-9417	0-5579-9497
Salokbat	909 Mu 1, Phahonyothin Road, Khanu Woralaksaburi, Kamphaeng Phet 62140	0-5577-1432	0-5577-1488
Tha Makhua (Sub-Branch)	58/2 Mu 2, Tambon Tha Makhua, Khlong Khlung, Kamphaeng Phet 62120	0-5572-4491	0-5572-4493
<b>Kanchanaburi</b>			
Kanchanaburi	2 U Thong Road, Ban Nua, Muang, Kanchanaburi 71000	0-3462-3506	0-3451-1111
Tha Muang	99 Mu 2, Saeng Chuto Road, Tha Muang, Kanchanaburi 71110	0-3461-1311	0-3461-1411
Tha Rua	362 Tha Maka, Kanchanaburi 71120	0-3456-1997	0-3456-1031
<b>Khon Kaen</b>			
Ban Phai	577 Mu 1, Chen Chop Thit Road, Ban Phai, Khon Kaen 40110	0-4327-2887	0-4327-2888
Chum Phae	157 Maliwan Road, Chum Phae, Khon Kaen 40130	0-4331-1332	0-4331-1490
Khao Suan Kwang	98 Mu 11, Mitraphap Road, Khao Suan Kwang, Khon Kaen 40280	0-4344-9225	0-4344-9223
Khon Kaen	254 Sri Chandra Road, Muang, Khon Kaen 40000	0-4322-4211	0-4322-1923
Kra Nuan	527/34-36 Mu 10, Kra Nuan, Khon Kaen 40170	0-4325-1719	0-4325-1720
Mancha Khiri	354/1 Mu 3, Kasetwattana Road, Mancha Khiri, Khon Kaen 40160	0-4328-9021	0-4328-9019
Muang Phon	281/2 Serm Sawat Road, Phon, Khon Kaen 40120	0-4341-4171	0-4341-4223
Na-Muang Road	680/12 Na-Muang Road, Muang, Khon Kaen 40000	0-4322-5416	0-4322-5319
Prachasamoson Road	147 Prachasamoson Road, Muang, Khon Kaen 40000	0-4323-7945	0-4323-7699

Provincial  
Branches

Branch	Address	Telephone	Facsimile
<b>Krabi</b>			
Ao Luk	3/5 Mu 2, Phetchakasem Road, Ao Luk Nua, Ao Luk, Krabi 81110	0-7568-1131	0-7568-1132
Krabi	147 Utrakrit Road, Pak Nam, Muang, Krabi 81000	0-7563-1658	0-7561-1785
Nua Khlong (Sub-Branch)	952 Mu 2, Phetchakasem Road, Nua Khlong, Krabi 81130	0-7563-6455	0-7563-6458
<b>Lampang</b>			
Chat Chai Road	341/3 Chat Chai Road, Muang, Lampang 52100	0-5422-5682	0-5422-7840
Ko Kha	773, Phahonyothin Road, Ko Kha, Lampang 52130	0-5432-8500	0-5428-1156
Lampang	36-44 Tipayawan Road, Muang, Lampang 52100	0-5422-8141	0-5422-8139
Muang Pan	9 Mu 7, Muang Pan, Lampang 52240	0-5427-6123	0-5427-6021
Sop Tui	456-460 Prasan Maitri Road, Muang, Lampang 52100	0-5421-8109	0-5422-2949
Thoen	5 Thoenburi Road, Thoen, Lampang 52160	0-5429-1899	0-5429-1896
<b>Lamphun</b>			
Ban Thi	266 Mu 6, Ban Thi-San Kamphaeng Road, Ban Thi, Lamphun 51180	0-5350-1307	0-5350-1306
Lamphun	522 Inthayongyot Road, Muang, Lamphun 51000	0-5351-1177	0-5356-1579
Umong (Sub-Branch)	350 Mu 7, Chiang Mai-Lamphun Road, Muang, Lamphun 51150	0-5355-9207-8	0-5355-9209
<b>Loei</b>			
Loei	123/1 Charoenrat Road, Muang, Loei 42000	0-4281-2226	0-4281-2227
Wang Saphung	263 Mu 14, Phumwithi Road, Wang Saphung, Loei 42130	0-4284-1426-7	0-4284-1425
<b>Lopburi</b>			
Ban Mi	116 Mu 6, Tambon Phonthong, Ban Mi, Lopburi 15110	0-3647-1153	0-3647-1559
Khok Samrong	57 Suranarai Road, Khok Samrong, Lopburi 15120	0-3644-1397	0-3644-1003
Lam Narai	160/1 Mu 1, Sanarai Road, Chai Badan, Lopburi 15130	0-3646-1853	0-3646-1436
Lopburi	70-74 Surasongkhram Road, Muang, Lopburi 15000	0-3641-1084	0-3661-7530
Sa Kaeo	226/29-31 Narai Maharat Road, Muang, Lopburi 15000	0-3641-3540	0-3641-2301
<b>Mae Hong Son</b>			
Mae Hong Son	68 Khun Lum Praphat Road, Muang, Mae Hong Son 58000	0-5361-1295	0-5361-1547
<b>Maha Sarakham</b>			
Chiang Yun	391 Mu 3, Khon Kaen-Yang Talad Road, Chiang Yun, Maha Sarakham 44160	0-4378-1123	0-4378-1113
Kanthrawichai	249 Mu 1, Tinanon Road, Kantharawichai, Maha Sarakham 44150	0-4378-9252, 0-4374-4126	0-4374-4128
Maha Sarakham	1330 Nakhon Sawan Road, Muang, Maha Sarakham 44000	0-4372-3020	0-4372-3024
<b>Mukdahan</b>			
Mukdahan	132 Mu 1, Songnangsthit Road, Muang, Mukdahan 49000	0-4261-1554	0-4261-1120
<b>Nakhon Nayok</b>			
Nakhon Nayok	B./1 405 Sena Phinit Road, Muang, Nakhon Nayok 26000	0-3731-2033	0-3731-1077
<b>Nakhon Pathom</b>			
Bang Len	275 Mu 8, Phondamri Road, Bang Len, Nakhon Pathom 73130	0-3439-1036-7	0-3439-1035
Don Tum	1 Mu 4, Kong Thong Road, Don Tum, Nakhon Pathom 73150	0-3438-1006-8	0-3438-1773
Kamphaeng Saen	112/9 Mu 9, Kamphaeng Saen, Nakhon Pathom 73140	0-3435-1368	0-3435-1039
Nakhon Chaisri	61/2 Mu 3, Tambon Tha Tamnak, Nakhon Chaisri, Nakhon Pathom 73120	0-3422-8383	0-3422-8385
Nakhon Pathom	58 Thahanbok Road, Muang, Nakhon Pathom 73000	0-3425-1994-6	0-3425-9676
Om Yai	143/1 Mu 1, Tambon Yai Cha, Sam Phran, Nakhon Pathom 73110	0-3432-5011-3	0-3432-5015
Phutthamonthon	200/12-14 Mu 5, Phutthamonthon Sai 4 Road, Phutthamonthon, Nakhon Pathom 73170	0-2883-3349-52	0-2889-3353

## Provincial Branches

Branch	Address	Telephone	Facsimile
Sam Phran	333 Mu 8, Sukhaphiban Road, Sam Phran, Nakhon Pathom 73110	0-3432-5016-7	0-3432-1822
Songphon Road	447/2 Songphon Road, Muang, Nakhon Prathom 73000	0-3425-1092-5	0-3425-1096
<b>Nakhon Phanom</b>			
Ban Phaeng	99 Mu 3, Ban Phaeng, Nakhon Phanom 48140	0-4259-1222	0-4259-1023
Nakhon Phanom	159/1 Bamrungmuang Road, Muang, Nakhon Phanom 48000	0-4251-1209	0-4251-1588
<b>Nakhon Ratchasima</b>			
Atsadang Road	45-49 Atsadang Road, Muang, Nakhon Ratchasima 30000	0-4426-7054	0-4425-9430
Bua Yai	162 Niwetraf Road, Bua Yai, Nakhon Ratchasima 30120	0-4446-1170	0-4446-1247
Chakkarat	304 Mu 4, Sukhaphiban 4 Road, Chakkarat, Nakhon Ratchasima 30230	0-4439-9113	0-4439-9111
Chok Chai	377 Mu 1, Chok Chai-Nakhon Ratchasima Road, Chok Chai, Nakhon Ratchasima 30190	0-4449-1488	0-4449-1202
Chomsurang Yat	72/1 Chomsurang Yat Road, Muang, Nakhon Ratchasima 30000	0-4426-0491	0-4425-7715
Chum Phuang	458 Mu 11, Chum Phuang-Tang Phard Road, Chum Phuang, Nakhon Ratchasima 30270	0-4447-7291	0-4447-7279
Dan Khun Thot	710 Mu 14, Sikhui-Chaiyaphum Road, Dan Khun Thot, Nakhon Ratchasima 30210	0-4420-4511	0-4420-4510
Hua Thale	1212 Mu 1, Ratchasima-Chok Chai Road, Muang, Nakhon Ratchasima 30000	0-4425-3956	0-4425-5661
Cho Ho (Sub-Branch)	564 Mu 3, Mitrappap-Nong Khai Road, Muang, Nakhon Ratchasima 30310	0-4429-6109	0-4429-6108
Mitrappap Road	680 Mitrappap Road, Muang, Nakhon Ratchasima 30000	0-4424-4092	0-4424-3577
Nakhon Ratchasima	323 Chomphon Road, Muang, Nakhon Ratchasima 30000	0-4424-1100	0-4425-3552
Non Thai	751 Mu 1, Non Thai, Nakhon Ratchasima 30220	0-4438-1034	0-4438-1035
Pak Chong	569 Mitrappap Road, Pak Chong, Nakhon Ratchasima 30130	0-4431-2159	0-4431-2191
Pak Thong Chai	305/1 Mu 2, Suebsiri Road, Pak Thong Chai, Nakhon Ratchasima 30150	0-4444-1939	0-4444-1937
Phimai	8/1 Anantachinda Road, Phimai, Nakhon Ratchasima 30110	0-4447-1804	0-4447-1802
Sikhui	236/10 Mu 1, Chumkha Road, Sikhui, Nakhon Ratchasima 30140	0-4429-0996	0-4441-1230
Sung Noen (Sub-Branch)	256 Mu 11, Mitsamphan Road, Sung Noen, Nakhon Ratchasima 30170	0-4428-6414	0-4441-9277
The Mall (Sub-Branch)	1242/2 Mitrappap Road, Muang, Nakhon Ratchasima 30000	0-4428-8282	0-4428-8281
<b>Nakhon Sawan</b>			
Chum Saeng	20/4 Saeng Mani Road, Chum Saeng, Nakhon Sawan 60120	0-5628-2422	0-5628-2097
Lat Yao	789 Lat Yao-Nakhon Sawan Road, Lat Yao, Nakhon Sawan 60150	0-5627-1281	0-5627-1280
Matuli Road (Sub-Branch)	804/103-104 Mu 10, Matuli Road, Muang, Nakhon Sawan 60000	0-5622-9072	0-5622-8361
Nakhon Sawan	154/1 Sawanwithi Road, Muang, Nakhon Sawan 60000	0-5622-4250	0-5622-2702
Nong Bua	11/39-41 Mu 1, Tambon Nong Klup, Nong Bua, Nakhon Sawan 60110	0-5625-1159	0-5632-3255
Phayuha Khiri	156/1 Mu 5, Sriphayuha Khiri Road, Phayuha Khiri, Nakhon Sawan 60130	0-5634-1023	0-5634-1035
Sawanwithi Road	310/32 Sawanwithi Road, Muang, Nakhon Sawan 60000	0-5622-6489	0-5622-2580
Takhli	1063 Takhli Phathana Road, Takhli, Nakhon Sawan 60140	0-5626-1157	0-5626-1875
<b>Nakhon Si Thammarat</b>			
Hua Sai	92 Mu 8, Anusorn Road, Hua Sai, Nakhon Si Thammarat 80170	0-7533-7733	0-7538-9017
Karom Road	11/83 Mu 1, Karom Road, Muang, Nakhon Si Thammarat 80000	0-7535-6660	0-7534-2889
Na Bon	50/2 Mu 2, Na Bon, Nakhon Si Thammarat 80220	0-7549-1004	0-7549-1092
Nakhon Si Thammarat	1747 Ratchadamnoen Road, Muang, Nakhon Si Thammarat 80000	0-7531-2560-1	0-7534-2781

Provincial  
Branches

Branch	Address	Telephone	Facsimile
Pak Phanang	64 Chainam Road, Pak Phanang, Nakhon Si Thammarat 80140	0-7551-7702-3	0-7551-7138
Phatthanakarn Road (Sub-Branch)	89/1-5 Phatthanakarn-Khu Kwang Road, Muang, Nakhon Si Thammarat 80000	0-7531-8507-12	0-7531-8509
Thung Song	18 Soi 2, Chaichumphon Road, Thung Song, Nakhon Si Thammarat 80110	0-7541-2809	0-7541-1459
Ron Phibun	17/1 Mu 12, Ron Phibun, Nakhon Si Thammarat 80130	0-7544-1095-6	0-7544-1096
Sichon	126/1 Mu 1, Sichon, Nakhon Si Thammarat 80120	0-7553-6222	0-7553-6031
<b>Nan</b>			
Nan	424-428 Sumon Thewarat Road, Muang, Nan 55000	0-5471-0129	0-5471-0218
<b>Narathiwat</b>			
Narathiwat	311/1-3 Phuphaphakdi Road, Muang, Narathiwat 96000	0-7351-1461-3	0-7351-3102
Sungai Kolok	13 Pracha Wiwat Road, Sungai Kolok, Narathiwat 96120	0-7361-1043-4	0-7361-1709
Sungai Padi	506/9 Mu 1, Sukhaphiban 8 Road, Sungai Padi, Narathiwat 96140	0-7365-1097	0-7352-3116
Waeng	169 Mu 2, Waeng, Narathiwat 96160	0-7365-9250	0-7365-9217
<b>Nong Bua Lamphu</b>			
Nong Bua Lamphu	456 Wichanrangsarn Road, Muang, Nong Bua Lamphu 39000	0-4231-2465	0-4231-2037
<b>Nong Khai</b>			
Mitraphap Road (Sub-Branch)	854/1 Mu 5, Mitraphap Road, Muang, Nong Khai 43000	0-4241-3013	0-4241-3014
Nong Khai	374 Si Sa Ket Road, Muang, Nong Khai 43000	0-4241-1594	0-4241-2576
Phon Phisai	456 Mu 1, Chumpon-Thung That Road, Phon Phisai, Nong Khai 43120	0-4247-1290	0-4247-1288
<b>Nonthaburi</b>			
Bang Bua Thong	46/20 Mu 4, Bang Krui-Sainoi Road, Tambon Sano Loi, Bang Bua Thong, Nonthaburi 11110	0-2571-3381	0-2571-7851
<b>Pathum Thani</b>			
Nopphawong- Lat Lum Kaeo	27/3 Mu 7, Suphanburi-Taling Chan Road, Tambon Na Mai, Lat Lum Kaeo, Pathum Thani 12140	0-2977-6230	0-2977-6232
Nava Nakhon	98/3 Mu 13, Phahonyothin Road, Khlong Luang, Pathum Thani 12120	0-2909-2267	0-2909-2160
Pathum Thani	24/2 Pathum Samphan Road, Muang, Pathum Thani 12000	0-2978-0700	0-2581-6753
<b>Pattani</b>			
Khok Pho	32/2 Mu 7, Phetchakasem Road, Khok Pho, Pattani 94120	0-7343-1266-8	0-7331-5561
Nong Jik Road (Sub-Branch)	99 Mu 5, Tambon Rusamilae, Muang, Pattani 94000	0-7333-6017-9	0-7333-6196
Pattani	65 Udomwithi Road, Muang, Pattani 94000	0-7333-3001-2	0-7333-2663
<b>Phangnga</b>			
Khok Kloi	64/2 Mu 2, Phetchakasem Road, Khok Kloi, Takua Thung, Phangnga 82140	0-7658-1222	0-7658-1444
Phangnga	120/8 Phetchakasem Road, Muang, Phangnga 82000	0-7643-0500	0-7641-1904
Thai Muang	117/1 Mu 4, Phetchakasem Road, Thai Muang, Phangnga 82120	0-7657-1230	0-7657-1227-9
Yan Yao Takua Pa	120-122 Simuang Road, Takua Pa, Phangnga 82110	0-7643-1286-7	0-7642-1033
<b>Phatthalung</b>			
Khuan Khanun	353 Mu 9, Phatthalung-Khuan Khanun Superhighway, Khuan Khanun, Phatthalung 93110	0-7468-2003-4	0-7468-1199
Phatthalung	103 Ramee Road, Muang, Phatthalung 93000	0-7461-2025	0-7461-3296
<b>Phayao</b>			
Chiang Kham	184 Mu 13, Pisan Road, Chiang Kham, Phayao 56110	0-5445-1971	0-5445-1225
Chiang Muan	1 Mu 1, Tambon Ban Muang, Chiang Muan, Phayao 56160	0-5449-5041	0-5449-5020

## Provincial Branches

Branch	Address	Telephone	Facsimile
Dok Kham Tai (Sub-Branch)	222 Mu 3, Tambon Bunkerd, Dok Kham Tai, Phayao 56120	0-5441-8939	0-5441-8938
Mae Chai Phayao	146 Mu 1, Phahonyothin Road, Mae Chai, Phayao 56130 911/2 Phahonyotin Road, Muang, Phayao 56000	0-5449-9038 0-5441-1306	0-5449-9039 0-5448-2201
<b>Phetchabun</b>			
Lom Sak Phetchabun	152/6 Samakkhi Chai Road, Lom Sak, Phetchabun 67110 102 San Khu Muang Road, Muang, Phetchabun 67000	0-5670-1901 0-5672-1497	0-5670-1009 0-5671-1292
Sap Samo Thot Srithep	668 Mu 7, Saraburi-Lom Sak Road, Bung Sam Phan, Phetchabun 67160 724 Mu 5, Saraburi-Lom Sak Road, Srithep, Phetchabun 67170	0-5673-1027-9, 0-5673-2400 0-5679-9142	0-5673-1028 0-5679-9416
<b>Phetchaburi</b>			
Cha-am (Sub-Branch)	491/49 Phetchakasem Road, Cha-am, Phetchaburi 76120	0-3243-4047-9	0-3243-4046
Khao Wang Khao Yoi Phetchaburi Tha Yang	130 Mu 3, Raisom, Muang, Phetchaburi 76000 160 Mu 1, Phetchakasem Road, Khao Yoi, Phetchaburi 76140 122 Panit Charoen Road, Muang, Phetchaburi 76000 322/3 Mu 1, Yai Road, Tha Yang, Phetchaburi 76130	0-3242-8067-8 0-3243-9762-5 0-3242-8615 0-3246-1821	0-3242-8065 0-3243-9889 0-3242-5099 0-3246-1577
<b>Phichit</b>			
Bang Mun Nak Phichit Taphan Hin	08 Prathuang Thin Road, Bang Mun Nak, Phichit 66120 16 Simala Road, Muang, Phichit 66000 149 Daeng Thong Di Road, Taphan Hin, Phichit 66110	0-5663-1076 0-5661-1093 0-5662-1835	0-5663-1575 0-5661-1073 0-5662-1275
<b>Phitsanulok</b>			
Bang Krathum Ha Yaek Khok Matum Naresuan Road (Sub-Branch) Phitsanulok Singha Wat Road (Sub-Branch) Wang Thong	29 Mu 4, Hua Kaew Road, Bang Krathum, Phitsanulok 65110 117/4 Mu 3, Phra Ong Dum Road, Tambon Nai Muang, Muang, Phitsanulok 65000 35 Naresuan Road, Muang, Phitsanulok 65000 262/24 Baromtrilokkanart Road, Muang, Phitsanulok 65000 20/22 Singha Wat Road, Muang, Phitsanulok 65000 501/2 Mu 1, Satharana Prayot Road, Wang Thong, Phitsanulok 65130	0-5539-1117 0-5524-5307 0-5524-2543 0-5521-8654 0-5524-5521 0-5531-1775	0-5539-1118 0-5524-2323 0-5524-2547 0-5524-2419 0-5524-5522 0-5531-1224
<b>Phra Nakhon Si Ayutthaya</b>			
Ayutthaya Nakhon Luang Pratunam Phra-in Rotchana Road Sena Talat Chaophom Tha Rua-Ayutthaya Wang Noi	J. 30 K. Uthong Road, Phra Nakhon Si Ayutthaya 13000 9/5 Mu 1, Nakhon Luang Road, Nakhon Luang, Phra Nakhon Si Ayutthaya 13260 121 Phahonyothin Road, Bang Pa-in, Phra Nakhon Si Ayutthaya 13180 58/12 Mu 1, Rotchana Road, Uthai, Phra Nakhon Si Ayutthaya 13000 69/75 Mu 2, Tambon Samko, Sena, Phra Nakhon Si Ayutthaya 13110 K. 9/43 Mu 3, Narasuan Road, Phra Nakhon Si Ayutthaya 13000 186 Thesaban Road, Tha Rua, Phra Nakhon Si Ayutthaya 13130 19 Mu 7, Phahonyothin Road, Wang Noi, Phra Nakhon Si Ayutthaya 13170	0-3525-2381-4 0-3535-9134 0-3536-1066-8 0-3521-3809-12 0-3520-1759 0-3524-3301 0-3534-1022 0-3527-1976	0-3525-2385 0-3535-9132 0-3536-1065 0-3521-3808 0-3520-1959 0-3524-3305 0-3534-1385 0-3527-1386
<b>Phrae</b>			
Den Chai Phrae Wang Chin	40 Mu 1, Yantrakitkoson Road, Den Chai, Phrae 54110 393 Charoen Muang Road, Muang, Phrae 54000 256 Mu 1, Sukhaphiban 1 Road, Wang Chin, Phrae 54160	0-5461-3291 0-5462-0900 0-5458-9163	0-5461-3251 0-5451-1863 0-5458-9164
<b>Phuket</b>			
Pa Tong Phuket	147 Ratsadornuthit 200 year Road, Kathu, Phuket 83120 22 Phang-Nga Road, Muang, Phuket 83000	0-7634-4911 0-7621-6256	0-7634-4912 0-7621-6895



Provincial  
Branches

Branch	Address	Telephone	Facsimile
Thalang (Sub-Branch)	189 Mu 1, Thep Kasattri Road, Thep Kasattri, Thalang, Phuket 83110	0-7631-1689	0-7631-1726
Thep Kasattri Road	142 Thep Kasattri Road, Muang, Phuket 83000	0-7622-3078	0-7621-6774
<b>Prachinburi</b>			
Kabinburi	153 Sam-ang Road, Kabinburi, Prachinburi 25110	0-3728-1161	0-3728-1286
Prachinburi	128 Ratdamri Road, Muang, Prachinburi 25000	0-3721-1555	0-3721-1556
<b>Prachuap Khiri Khan</b>			
Bang Saphan	101 Mu 6, Tambon Mae Rampung, Bang Saphan, Prachuap Khiri Khan 77140	0-3254-8698-9	0-3254-8700
Bang Saphan Noi	38 Mu 4, Tambon Bang Saphan, Bang Saphan Noi, Prachuap Khiri Khan 77170	0-3269-9024	0-3269-9142
Hua Hin	29 Phetchakasem Road, Hua Hin, Prachuap Khiri Khan 77110	0-3251-2513	0-3251-2512
Khlung Wan (Sub-Branch)	164/2 Mu 1, Khlung Wan-Wah Ko Road, Muang, Prachuap Khiri Khan 77000	0-3266-1492-3	0-3266-1491
Pak Nam Pranburi (Sub-Branch)	68/22 Mu 2, Phasukwanich Road, Pranburi, Prachuap Khiri Khan 77220	0-3257-0247-50	0-3257-0250
Prachuap Khiri Khan	168/1 Salacheep Road, Muang, Prachuap Khiri Khan 77000	0-3261-1251	0-3261-1590
Pranburi	7/19 Mu 2, Phetchakasem Road, Pranburi, Prachuap Khiri Khan 77120	0-3254-2075	0-3262-2056
Thap Sakae	154/9 Sukhaphiban Road, Thap Sakae, Prachuap Khiri Khan 77130	0-3267-1393-4	0-3267-1795
<b>Ranong</b>			
Kapoe	20/1 Mu 1, Phetchakasem Road, Kapoe, Ranong 85120	0-7789-7131-3	0-7789-7091
Ranong	10/1 Ruangrat Road, Muang, Ranong 85000	0-7783-5543-4	0-7783-3485-6
Saphan Pla	173 Mu 1, Tambon Pak Nam, Muang, Ranong 85000	0-7782-4060	0-7782-4059
<b>Ratchaburi</b>			
Ban Pong	201 Saeng Chuto Road, Ban Pong, Ratchaburi 70110	0-3230-1115	0-3221-1960
Chom Bung	430 Mu 3, Ratchaburi-Chom Bung Road, Chom Bung, Ratchaburi 70150	0-3226-1299	0-3226-1399
Damnoen Saduak	247 Mu 4, Damnoen Saduak, Ratchaburi 70130	0-3234-6337	0-3225-4440
Nong Pho	136 Mu 3, Tambon Nong Pho, Photharam, Ratchaburi 70120	0-3235-1040	0-3235-1042
Photharam	500-501 Photharam Road, Photharam, Ratchaburi 70120	0-3235-4074	0-3223-1163
Ratchaburi	131 Amarin Road, Muang, Ratchaburi 70000	0-3232-1282	0-3232-1281
Sam Yaek Wang Manao	157 Mu 5, Phetchakasem Road, Pak Tho, Ratchaburi 70140	0-3228-1111	0-3228-1000
Si Suriyawong Road	161/9 Phetchakasem Road, Muang, Ratchaburi 70000	0-3231-0556	0-3231-0558
Wat Phleng	55 Mu 5, Tambon Ko San Phra, Wat Phleng, Ratchaburi 70170	0-3239-9081	0-3239-9082
<b>Rayong</b>			
Ban Chang	126 Mu 5, Sukhumvit Road, Ban Chang, Rayong 21130	0-3860-2385-7	0-3860-2700
Ban Phe	279/4 Mu 2, Ban Phe-Klaeng Kram Road, Tambon Phe, Muang, Rayong 21160	0-3865-1966-8	0-3865-1966
Choeng Noen (Sub-Branch)	3 Sukhumvit Road, Muang, Rayong 21000	0-3880-0535-7	0-3880-0538
Klaeng	176 Sukhumvit Road, Klaeng, Rayong 21110	0-3867-1170	0-3867-1576
Maptaphut	636/1 Mu 1, Sukhumvit Road, Muang, Rayong 21150	0-3860-8534-6	0-3860-8600
Nikhom Phatthana	199/11-12 Mu 2, Mapkha-Pluak Daeng Road, Nikhom Phatthana, Rayong 21180	0-3863-6204	0-3863-6251
Rayong	056/1 Sukhumvit Road, Muang, Rayong 21000	0-3861-3047-8	0-3861-3046
<b>Roi Et</b>			
Kaset Wisai	100 Mu 3, Patthamanon Road, Kaset Wisai, Roi Et 45150	0-4358-9152	0-4358-9152
Ratchakan Damnoen Road (Sub-Branch)	66 Ratchakan Damnoen Road, Muang, Roi Et 45000	0-4352-4859	0-4352-4860
Roi Et	23 Suriya Road, Muang, Roi Et 45000	0-4351-4590-1	0-4351-2503

## Provincial Branches

Branch	Address	Telephone	Facsimile
<b>Sa Kaeo</b>			
Aranya Prathet	95/21 Rat Uthit Road, Aranya Prathet, Sa Kaeo 27120	0-3723-2365	0-3732-3311
Sa Kaeo	250 Mu 15, Suwanson Road, Muang, Sa Kaeo 27000	0-3724-2640-1	0-3724-2638
<b>Sakon Nakhon</b>			
Ban Muang	148 Mu 1, Tambon Muang, Ban Muang, Sakon Nakhon 47140	0-4279-4172	0-4279-4176
Phang Khon	74 Mu 1, Nitayo Road, Phang Khon, Sakon Nakhon 47160	0-4277-1243	0-4277-1241
Sakon Nakhon	1324/20 Suk Kasem Road, Muang, Sakon Nakhon 47000	0-4273-2603	0-4271-1142
Sawang Daen Din	321 Mu 11, Nitayo Road, Sawang Daen Din, Sakon Nakhon 47110	0-4272-1096	0-4272-1090
Waritchaphum	429 Mu 1, Padungwari Road, Wartichaphum, Sakon Nakhon 47150	0-4278-1205	0-4278-1109
<b>Samut Prakan</b>			
Khlong Dan	344 Mu 11, Sukhumvit Road, Bangbo, Samut Prakan 10550	0-2330-1117-8, 0-2330-1490	0-2330-1119
<b>Samut Sakhon</b>			
Ban Phaeo	70 Mu 4, Khlong Damnoen Saduak, Ban Phaeo, Samut Sakhon 74120	0-3448-1598	0-3448-1477
Krathum Baen	1325 Sukhumvit Road, Krathum Baen, Samut Sakhon 74110	0-3447-0908-9	0-3447-1908
Lak Sam Ban Phaeo	16/1 Mu 1, Tambon Lak Sam, Ban Phaeo, Samut Sakhon 74120	0-3448-1060	0-3448-1060
Om Noi	248 Mu 6, Setthakit Road, Krathum Baen, Samut Sakhon 74130	0-2420-0432	0-2420-0767
Samut Sakhon	873 Sukhonthawit Road, Muang, Samut Sakhon 74000	0-3441-1377	0-3441-2007
Setthakit 1 Road	21/31 Mu 6, Setthakit 1 Road, Muang, Samut Sakhon 74000	0-3482-7252-5	0-3482-7256
Tha Chalom	705/13 K. Sutthiwatwithi Road, Muang, Samut Sakhon 74000	0-3481-8505	0-3442-6839
<b>Samut Songkhram</b>			
Amphawa	29/3 Prachaset Road, Amphawa, Samut Songkhram 75110	0-3475-1504-5	0-3475-1506
Bang Khonthi	34/3 Mu 6, Tambon Kradangnga, Bang Khonthi, Samut Songkhram 75120	0-3476-1862	0-3476-1863
Samut Songkhram	125 Khao Muang Road, Muang, Samut Songkhram 75000	0-3471-2627-8	0-3471-5576
<b>Saraburi</b>			
Kaeng Khoi	37 Phra Phayap Road, Kaeng Khoi, Saraburi 18110	0-3625-1543	0-3625-1544
Nong Khae	33/5 Phahonyothin Sai Mai Road, Nong Khae, Saraburi 18140	0-3637-1788	0-3637-1787
Nong Saeng (Sub-Branch)	88 Mu 3, Tambon Nong Kwai So, Nong Saeng, Saraburi 18170	0-3636-6242	0-3636-6241
Phra Phutthabat	135 Mu 7, Phahonyothin Road, Phra Phutthabat, Saraburi 18120	0-3626-8010-4	0-3626-8012
Saraburi	389 Phahonyothin Road, Muang, Saraburi 18000	0-3621-1083	0-3622-1186
Sutbanthat Road	173/113 Sutbanthat Road, Muang, Saraburi 18000	0-3631-5626-28	0-3631-5629
<b>Satun</b>			
Langu	262 Mu 3, Tambon Kamphaeng, Langu, Satun 91110	0-7478-1510-1	0-7478-1147
Satun	15 Buriwanit Road, Muang, Satun 90000	0-7472-1350-1	0-7472-1348
Thung Wa	87/1 Mu 2, Thung Wa-Lagu Road, Thung Wa, Satun 91120	0-7478-9016-7	0-7478-9016
<b>Singburi</b>			
In Buri	594 Mu 6, Sukhaphiban 1 Road, In Buri, Singburi 16110	0-3658-1787	0-3658-1788
Singburi	643/75 Nai Thaen Road, Muang, Singburi 16000	0-3651-1978	0-3651-1131
<b>Si Sa Ket</b>			
Kantharalak	524 Sinpradit Road, Kantharalak, Si Sa Ket 33110	0-4566-1312-3	0-4566-1011
Kanthararom	85/5 Mu 6, Ubon-Si Sa Ket Road, Kanthararom, Si Sa Ket 33130	0-4565-1030	0-4565-1029
Khukhan	599 Mu 6, Ban Phum Road, Khukhan, Si Sa Ket 33140	0-4567-1133	0-4567-1027
Rasi Salai	283 Mu 2, Ratpracha Road, Rasi Salai, Si Sa Ket 33160	0-4568-1091	0-4568-1090
Si Sa Ket	975/6-8 Khukhan Road, Muang, Si Sa Ket 33000	0-4561-1706	0-4561-1733
Yang Chum Noi	322 Mu 3, Yang Chum Noi, Si Sa Ket 33190	0-4568-7127	0-4568-7126

Provincial  
Branches

Branch	Address	Telephone	Facsimile
<b>Songkhla</b>			
Chana	316/6 Mu 2, Chan Uthit Road, Chana, Songkhla 90130	0-7437-8330-5	0-7437-8331
Ha Yaek Saphan Tinsulanonda	10/3 Mu 2, Kanchanawanit Road, Muang, Songkhla 90280	0-7433-3085	0-7433-3087
Hat Yai	39 Niphath Uthit 2 Road, Hat Yai, Songkhla 90110	0-7423-5330-9	0-7425-3360
Hat Yai Nai	49/19 Phetchakasem Road, Hat Yai, Songkhla 90110	0-7422-0602-7	0-7423-9047
Hat Yai Yan Phetchakasem	294 Phetchakasem Road, Hat Yai, Songkhla 90110	0-7423-7727-8	0-7423-7727
Kho Hong (Sub-Branch)	853-857 Phetchakasem Road, Hat Yai, Songkhla 90110	0-7423-8192-3	0-7423-8172
Muang Mai	333/9 Mu 4, Tambon Khlong Hae, Hat Yai, Songkhla 90110	0-7423-5809-10	0-7423-7389
Na Thawi	1 Mu 1, Plaeng Pradit Road, Na Thawi, Songkhla 90160	0-7437-1321-3	0-7437-1020
Padang Besar	10/124-127 Sirimongkol Road, Sa Dao, Songkhla 90240	0-7444-4200-2	0-7452-1995
Ranot	486/4 Mu 4, Suwanrangs Road, Ranot, Songkhla 90140	0-7439-1067-8	0-7439-1026
Rattaphum	401 Mu 1, Yontrakankhamthon Road, Rattaphum, Songkhla 90180	0-7443-0400-2	0-7438-9035
Saba Yoi	3/6 Ratbamrung Road, Saba Yoi, Songkhla 90210	0-7437-7220-2	0-7437-7223
Sadao	108 Kanchanawanit Road, Sadao, Songkhla 90120	0-7441-1373-4	0-7441-1372
Si Phuwanat Road Songkhla	55/2 Si Phuwanat Road, Hat Yai, Songkhla 90110 28 Nakhon Nai Road, Muang, Songkhla 90000	0-7442-9001-2 0-7432-3747-8	0-7423-1760 0-7432-3752
<b>Sukhothai</b>			
Sawankhalok	79-80 Tesaban Damri 3 Road, Sawankhalok, Sukhothai 64110	0-5564-2505	0-5564-2042
Si Satchanalai	749 Mu 1, Sawankhalok-Si Satchanalai Road, Si Satchanalai, Sukhothai 64130	0-5567-1277	0-5567-1274
Sukhothai	49 Singhawat Road, Muang, Sukhothai 64000	0-5561-1754	0-5561-1122
Thung Saliang	495 Mu 2, Sawankhalok-Thung Saliang Road, Thung Saliang, Sukhothai 64150	0-5565-9179	0-5565-9166
<b>Suphanburi</b>			
Sam Chuk	170/2 Mitsamphan Road, Sam Chuk, Suphanburi 72130	0-3557-1177	0-3557-1155
Si Prachan	617 Mu 3, Suphanburi-Chainat Road, Si Prachan, Suphanburi 72140	0-3558-1022	0-3558-1020
Suan Taeng	188/3 Mu 4, Suphanburi-U Thong Road, Muang, Suphanburi 72210	0-3559-9187	0-3559-9189
Suphanburi	193 Phra Phanwasa Road, Muang, Suphanburi 72000	0-3552-3871	0-3552-3874
U Thong	801/1 Mu 6, Malaiman Road, U Thong, Suphanburi 72160	0-3555-1122	0-3555-1212
<b>Surat Thani</b>			
Chon Kasem Road	337/20 Chon Kasem Road, Muang, Surat Thani 84000	0-7728-7717	0-7728-1299
Don Sak	153/2 Mu 5, Don Sak, Surat Thani 84220	0-7737-1457-9	0-7737-1456
Ko Samui	4/11 Mu 3, Tambon Ang Thong, Ko Samui, Surat Thani 84140	0-7742-1105	0-7742-1239
Phra Saeng	402 Mu 1, Phra Saeng, Surat Thani 84210	0-7725-0465	0-7736-9081
Phunphin	765/20-22 Phunphin-Surat Road, Phunphin, Surat Thani 84130	0-7731-1397	0-7731-1322
Surat Thani	195-197 Na Muang Road, Muang, Surat Thani 84000	0-7727-3927-30	0-7728-2906
Talad Makhm Tia (Sub-Branch)	67/84 Mu 2, Tambon Makhm Tia, Muang, Surat Thani 84000	0-7728-9223	0-7728-9225
Tha Chana	370 Mu 4, Tha Chana, Surat Thani 84170	0-7738-1208	0-7738-1083
Wiang Sa	457/58 Mu 4, Tambon Ban Song, Wiang Sa, Surat Thani 84190	0-7725-8060	0-7736-2009
<b>Surin</b>			
Kap Choeng	756 Mu 1, Kap Choeng, Surin 32210	0-4455-9080	0-4455-9081
Lamduan	269 Mu 3, Lamduan, Surin 32220	0-4453-7212	0-4453-7210
Prasat	443 Mu 2, Surin-Chongchom Road, Prasat, Surin 32140	0-4455-1155	0-4455-1147
Sikhoraphum	841 Thepnimit Road, Sikhoraphum, Surin 32110	0-4456-1040	0-4451-2814
Surin	252 Thanasan Road, Muang, Surin 32000	0-4451-2013	0-4451-1213

## Provincial Branches

Branch	Address	Telephone	Facsimile
<b>Trang</b>			
Huai Yot	204 Phetchakasem Road, Huai Yot, Trang 92130	0-7527-1461	0-7527-1462
Kantang	35-39 Sakonsathanphithak Road, Kantang, Trang 92110	0-7525-1500	0-7525-1248
Na Yong	238 Mu 1, Na Yong, Trang 92170	0-7529-9088	0-7524-2248
Palian	31/10 Mu 1, Palian, Trang 92180	0-7528-9103	0-7528-9009
Rama VI Road (Sub-Branch)	2 Rama VI Road, Muang, Trang 92000	0-7521-9346	0-7521-9347
Trang	222 Huai Yot Road, Muang, Trang 92000	0-7522-3444	0-7522-3449
<b>Trat</b>			
Khao Saming	81 Mu 1, Sukhumvit Road, Khao Saming, Trat 23150	0-3959-9131-4	0-3959-9133
Khlong Yai	403 Mu 2, Mungkir Road, Khlong Yai, Trat 23110	0-3958-1157-9	0-3958-1156
Trat	103 Sukhumvit Road, Muang, Trat 23000	0-3952-1050-4	0-3952-1049
<b>Tak</b>			
Tak	683 Tak Sin Road, Muang, Tak 63000	0-5551-3580	0-5551-1051
Mae Sod	127/8 Prasatwithi Road, Mae Sod, Tak 63110	0-5553-1480	0-5553-1312
<b>Ubon Ratchathani</b>			
Det Udom	2 Mu 12, Pracha Road, Det Udom, Ubon Ratchathani 34160	0-4536-1399	0-4536-1456
Khemarat	233 Mu 7, Arunprasert Road, Khemarat, Ubon Ratchathani 34170	0-4549-1200	0-4549-1196
Kilo Sun	251/18 Suriyat Road, Muang, Ubon Ratchathani 34000	0-4524-2705	0-4524-3837
Nam Yun (Sub-Branch)	139 Mu 10, Nam Yun, Ubon Ratchathani 34260	0-4537-1009	0-4537-1011
Sapphasit Road	4/31 Sapphasit Road, Muang, Ubon Ratchathani 34000	0-4524-6072	0-4526-4399
Trakan Phutphon	206 Mu 4, Upachit Road, Trakan Phutphon, Ubon Ratchathani 34130	0-4548-1027	0-4548-1016
Ubon Ratchathani	11 Ratchabut Road, Muang, Ubon Ratchathani 34000	0-4526-2456	0-4525-5015
Warin Chamrap	191 Sathit Phimankan Road, Warin Chamrap, Ubon Ratchathani 34190	0-4526-9413	0-4532-1117
<b>Udon Thani</b>			
Kumphawapi	358 Chaelae Road, Kumphawapi, Udon Thani 41110	0-4233-1616	0-4233-1046
Nong Han	275 Mu 7, Nitayo Road, Nong Han, Udon Thani 41130	0-4226-1074	0-4226-1342
Phosi Road	227 Phosi Road, Muang, Udon Thani 41000	0-4222-1222	0-4224-6223
Pracharaksa Road	81/12 Pracharaksa Road, Muang, Udon Thani 41000	0-4224-3344	0-4224-3348
Udon Thani	154 Prachak Road, Muang, Udon Thani 41000	0-4224-7700	0-4224-1871
<b>Uthai Thani</b>			
Nong Chang	175 Mu 5, Sukhaphiban 1 Road, Nong Chang, Uthai Thani 61110	0-5653-1122	0-5653-1121
Uthai Thani	186 Tha Chang Road, Muang, Uthai Thani 61000	0-5651-1909	0-5651-1910
<b>Uttaradit</b>			
Boromma-at Road (Sub-Branch)	249 Boromma-at Road, Muang, Uttaradit 53000	0-5544-0205	0-5544-0425
Phichai	36 Mu 3, Chao Phraya Pichairacha Road, Phichai, Uttaradit 53120	0-5542-1345	0-5542-1213
Thong Saen Khan	99/9 Mu 12, Tambon Bo Thong, Thong Saen Khan, Uttaradit 53230	0-5541-8046	0-5541-8047
Uttaradit	12 Chuenrudi Road, Muang, Uttaradit 53000	0-5541-1834	0-5541-3317
<b>Yala</b>			
Betong	15 Saritdet Road, Betong, Yala 95110	0-7323-0985	0-7323-0987
Yala	112-118 Phiphit Phakdi Road, Muang, Yala 95000	0-7324-1441	0-7324-1190
<b>Yasothon</b>			
Pa Tiu	461 Mu 4, Tambon Phosai, Pa Tiu, Yasothon 35150	0-4579-5125	0-4579-5173
Yasothon	241 Chaengsanit Road, Muang, Yasothon 35000	0-4571-1876, 0-4571-2485	0-4571-1861

Commercial  
Banking

## Business Center

	Address	Telephone	Facsimile
Bang Pla Soi	688 Sukhumvit Road, Muang, Chonburi 20000	0-3878-2145-52 Ext. 2102	0-3878-2153
Buriram	100-102 Sunthonthep Road, Muang, Buriram 31000	0-4462-0727, 0-4485-0863, 0-4462-1256, 0-4462-1462 Ext. 2102	0-4462-0499
Chachoengsao	191/74 Mahachakkaphat Road, Muang, Chachoengsao 24000	0-3881-4313-5 Ext. 2102	0-3881-4316
Chiang Rai	517 Suksathit Road, Muang, Chiang Rai 57000	0-5375-2540-6 Ext. 2102	0-5375-3002
Chon Kasem Road	337/20 Chon Kasem Road, Muang, Surat Thani 84000	0-7721-6551-3, 0-7728-7794, 0-7721-6548-9 Ext. 2102	0-7728-1392
Hat Yai	39 Niphath Uthit 2 Road, Hat Yai, Songkhla 90110	0-7423-5338-9 Ext. 2102	0-7423-8687
Karom Road	11/83 Mu 1, Karom Road, Muang, Nakhon Si Thammarat 80000	0-7531-6502-5 Ext. 2102	0-7534-8155
Khao Wang	130 Mu 3, Raisom, Muang, Phetchaburi 76000	0-3241-9889-90, 0-3241-9892-5, 0-3241-9858 Ext. 2102	0-3242-8069
Khon Kaen	254 Sri Chandra Road, Muang, Khon Kaen 40000	0-4338-9272-5 Ext. 2102	0-4338-9283
Lopburi	70-74 Surasongkhram Road, Muang, Lopburi 15000	0-3661-8862-6, 0-3641-1023 Ext. 2104	0-3661-8860
Nakhon Ratchasima	323 Chomphon Road, Muang, Nakhon Ratchasima 30000	0-4424-1434, 0-4425-7262, 0-4425-7344, 0-4425-7551 Ext. 2102	0-4425-7264
Nakhon Sawan	154/1 Sawanwithi Road, Muang, Nakhon Sawan 60000	0-5622-8892-4, 0-5625-6180, 0-5622-7814 Ext. 2102	0-5622-2902
Om Yai	143/1 Mu 1, Tambon Yai Cha, Sam Phran, Nakhon Pathom 73110	0-3429-2208, 0-3429-2201-6 Ext. 2101	0-3429-2210
Pathum Thani	24/2 Pathum Samphan Road, Muang, Pathum Thani 12000	0-2581-6751-2, 0-2581-8013-7 Ext. 2102	0-2581-8019
Phitsanulok	262/24 Baromtrilokkanart Road, Muang, Phitsanulok 65000	0-5521-8667-76 Ext. 2102	0-5521-8660
Pratu Chang Phuak	125 Chang Phuak Road, Muang, Chiang Mai 50200	0-5340-4920-9 Ext. 2103	0-5322-3080
Rayong	056/1 Sukhumvit Road, Muang, Rayong 21000	0-3861-1137, 0-3861-1194, 0-3886-1025, 0-3881-7148 Ext. 2102	0-3886-1028
Rotchana Road	58/12 Mu 1, Rotchana Road, Uthai, Phra Nakhon Si Ayutthaya 13000	0-3522-9382-91 Ext. 2102	0-3522-9395
San Pa Khoi	187-195 Charoen Muang Road, Muang, Chiang Mai 50300	0-5330-2520-2, 0-5330-2582-6 Ext. 2103	0-5324-3121
Setthakit 1 Road	21/31 Mu 6, Setthakit 1 Road, Muang, Samut Sakhon 74000	0-3482-7490-4 Ext. 2102	0-3482-7261
Si Racha	81/19-23 Cherm Chomphon Road, Si Racha, Chonburi 20110	0-3877-1544-9 Ext. 2104	0-3832-2768
Si Suriyawong Road	161/9 Phetchakasem Road, Muang, Ratchaburi 70000	0-3231-0733-7 Ext. 2102	0-3231-0732
Songphon Road	447/2 Songphon Road, Muang, Nakhon Prathom 73000	0-3421-9657-9 Ext. 2101	0-3425-4238
Sop Tui	456-460 Prasan Maitri Road, Muang, Lampang 52100	0-5431-8600-2, 0-5431-8622-5, 0-5431-8756-8 Ext. 2102	0-5422-6572
Suphanburi	193 Phra Phanwasa Road, Muang, Suphanburi 72000	0-3550-0219-20 Ext. 2102	0-3550-0218
Surin	252 Thanasan Road, Muang, Surin 32000	0-4453-9501-9 Ext. 2102	0-4453-9510
Sutbanthat Road	173/113 Sutbanthat Road, Muang, Saraburi 18000	0-3630-8223-30 Ext. 2102	0-3630-8231
Thep Kasattri Road	142 Thep Kasattri Road, Muang, Phuket 83000	0-7622-3076, 0-7621-7784, 0-7623-3148-54 Ext. 2102	0-7623-2250
Ubon Ratchathani	13 Ratchabut Road, Muang, Ubon Ratchathani 34000	0-4526-2451, 0-4526-2908-10, 0-4526-2323 Ext. 2102	0-4526-2873
Udon Thani	154 Prachak Road, Muang, Udon Thani 41000	0-4234-4420-32 Ext. 2102	0-4234-4433

## Business Banking

### Business Center

	Address	Telephone	Facsimile
Bang Pla Soi	688 Sukhumvit Road, Muang, Chonburi 20000	0-3878-2145-52 Ext. 2101	0-3878-2153
Buriram	100-102 Sunthonthep Road, Muang, Buriram 31000	0-4462-0727, 0-4485-0863, 0-4462-1256, 0-4462-1462 Ext. 2101	0-4462-0499
Chachoengsao	191/74 Mahachakkaphat Road, Muang, Chachoengsao 24000	0-3881-4313-5 Ext. 2101	0-3881-4316
Chiang Rai	517 Suksathit Road, Muang, Chiang Rai 57000	0-5375-2540-6 Ext. 2102	0-5375-3002
Chon Kasem Road	337/20 Chon Kasem Road, Muang, Surat Thani 84000	0-7721-6551-3, 0-7728-7794, 0-7721-6548-9 Ext. 2102	0-7728-1392
Hat Yai	39 Niphath Uthit 2 Road, Hat Yai, Songkhla 90110	0-7423-5338-9 Ext. 2101	0-7423-8687
Karom Road	11/83 Mu 1, Karom Road, Muang, Nakhon Si Thammarat 80000	0-7531-6502-5 Ext. 2102	0-7534-8155
Khao Wang	130 Mu 3, Raisom, Muang, Phetchaburi 76000	0-3241-9889-90, 0-3241-9892-5, 0-3241-9858 Ext. 2101	0-3242-8069
Khon Kaen	254 Sri Chandra Road, Muang, Khon Kaen 40000	0-4338-9272-5 Ext. 2101	0-4338-9283
Lopburi	70-74 Surasongkhram Road, Muang, Lopburi 15000	0-3661-8862-6, 0-3641-1023 Ext. 2101	0-3661-8860
Nakhon Ratchasima	323 Chomphon Road, Muang, Nakhon Ratchasima 30000	0-4424-1434, 0-4425-7262, 0-4425-7344, 0-4425-7551 Ext. 2101	0-4425-7264
Nakhon Sawan	154/1 Sawanwithi Road, Muang, Nakhon Sawan 60000	0-5622-8892-4, 0-5625-6180, 0-5622-7814 Ext. 2101	0-5622-2902
Om Yai	143/1 Mu 1, Tambon Yai Cha, Sam Phran, Nakhon Pathom 73110	0-3429-2208, 0-3429-2201-6 Ext. 2102	0-3429-2210
Pathum Thani	24/2 Pathum Samphan Road, Muang, Pathum Thani 12000	0-2581-6751-2, 0-2581-8013-7 Ext. 2101	0-2581-8019
Phitsanulok	262/24 Baromtrilokkanart Road, Muang, Phitsanulok 65000	0-5521-8667-76 Ext. 2101	0-5521-8660
Pratu Chang Phuak	125 Chang Phuak Road, Muang, Chiang Mai 50200	0-5340-4920-9 Ext. 2101-2	0-5322-3080
Rayong	056/1 Sukhumvit Road, Muang, Rayong 21000	0-3861-1137, 0-3861-1194, 0-3886-1025, 0-3881-7148 Ext. 2101	0-3886-1028
Rotchana Road	58/12 Mu 1, Rotchana Road, Uthai, Phra Nakhon Si Ayutthaya 13000	0-3522-9382-91 Ext. 2102	0-3522-9395
San Pa Khoi	187-195 Charoen Muang Road, Muang, Chiang Mai 50300	0-5330-2520-2, 0-5330-2582-6 Ext. 2101-2	0-5324-3121
Setthakit 1 Road	21/31 Mu 6, Setthakit 1 Road, Muang, Samut Sakhon 74000	0-3482-7490-4 Ext. 2101	0-3482-7261
Si Racha	81/19-23 Cherm Chomphon Road, Si Racha, Chonburi 20110	0-3877-1544-9 Ext. 2101	0-3832-2768
Si Suriyawong Road	161/9 Phetchakasem Road, Muang, Ratchaburi 70000	0-3231-0733-7 Ext. 2101	0-3231-0732
Songphon Road	447/2 Songphon Road, Muang, Nakhon Prathom 73000	0-3421-9657-9 Ext. 2102	0-3425-4238
Sop Tui	456-460 Prasan Maitri Road, Muang, Lampang 52100	0-5431-8600-2, 0-5431-8622-5, 0-5431-8756-8 Ext. 2102	0-5422-6572
Suphanburi	193 Phra Phanwasa Road, Muang, Suphanburi 72000	0-3550-0219-20 Ext. 2101	0-3550-0218
Surin	252 Thanasan Road, Muang, Surin 32000	0-4453-9501-9 Ext. 2101	0-4453-9510
Sutbanthat Road	173/113 Sutbanthat Road, Muang, Saraburi 18000	0-3630-8223-30 Ext. 2101	0-3630-8231
Thep Kasattri Road	142 Thep Kasattri Road, Muang, Phuket 83000	0-7622-3076, 0-7621-7784, 0-7623-3148-54 Ext. 2101	0-7623-2250
Ubon Ratchathani	13 Ratchabut Road, Muang, Ubon Ratchathani 34000	0-4526-2451, 0-4526-2908-10, 0-4526-2323 Ext. 2101	0-4526-2873
Udon Thani	154 Prachak Road, Muang, Udon Thani 41000	0-4234-4420-32 Ext. 2101	0-4234-4433

Micro Branches  
Metropolitan Area

Branch	Address	Telephone	Facsimile
All Seasons Place	87 Wireless Road, Lumpini, Pathumwan, Bangkok 10330	0-2685-3851-2	0-2685-3853
Bangkok Insurance Building / YWCA	25 South Sathon Road, Sathon, Bangkok 10120	0-2679-1752-3	0-2679-1754
Big C Dao Khanong	1050 Somdet Phrachao Tak Sin Road, Bukhalo, Thonburi, Bangkok 10160	0-2876-2627-9	0-2876-2630
Big C Tiwanon	9/9 Mu 5, Tiwanon Road, Muang, Nonthaburi 11000	0-2968-6248-9	0-2968-6247
Carrefour Bang Bon	19/164 Mu 6, Ekkachai Road, Bang Bon, Bangkok 10150	0-2898-2271-3	0-2898-2274
Carrefour Bang Kae	110/6 Mu 9, Phetchakasem Road, Phasi Charoen, Bangkok 10160	0-2804-6514-5	0-2804-6516
Carrefour Bang Pakok	278 Mu 1, Suksawat Road, Ratburana, Bangkok 10140	0-2872-0242	0-2872-0240
Carrefour Bang Yai	1/8 Mu 6, Taling Chan-Suphanburi Road, Bang Yai, Nonthaburi 11140	0-2903-1681, 0-2903-1920	0-2903-0006
Carrefour Chaeng Watthana	112 Mu 5, Chaeng Watthana Road, Pak Kret, Nonthaburi 11120	0-2962-6241-2	0-2962-6240
Carrefour On Nut	114 Soi On Nut 1, Sukhumvit Road, Watthana, Bangkok 10250	0-2740-3801-3	0-2740-3804
Carrefour Phetchakasem	29/1 Mu 11, Phetchakasem Road, Bangkok 10160	0-2807-5193-4	0-2807-5191
Carrefour Rama IV Road	2929 Rama IV Road, Khlong Tan, Khlong Toei, Bangkok 10110	0-2204-1926-7	0-2204-1925
Carrefour Ramintra	59 Mu 4, Ramintra Road, Bang Khen, Bangkok 10220	0-2971-7881-3	0-2971-7880
Carrefour Rangsit	70/1 Mu 15, Phahonyothin Road, Pathum Thani 12130	0-2995-1305-6	0-2995-1303
Carrefour Ratchadaphisek	125 Ratchadaphisek Road, Din Daeng, Bangkok 10400	0-2642-2372-3	0-2642-2370
Carrefour Rattanathibet	68/777 Mu 8, Rattanathibet Road, Muang, Nonthaburi 11000	0-2950-5661-2	0-2950-5660
Carrefour Samrong	1293 Mu 4, Sukhumvit Road, Muang, Samut Prakan 10270	0-2757-9076-7	0-2757-9078
Carrefour Srinakarin	425 Mu 5, Srinakarin Road, Muang, Samut Prakan 10270	0-2710-5052-3	0-2710-5051
Carrefour Sukhaphiban 3	643/7 Sukhaphiban 3 Road, Hua Mak, Bang Kapi, Bangkok 10240	0-2735-2175, 0-2735-2178, 0-2735-2609	0-2735-2626
Carrefour Suwinthawong	123 Mu 16, Suwinthawong Road, Minburi, Bangkok 10510	0-2906-4651, 0-2906-4657	0-2906-4484
Central Bang Na	1090 Mu 12, Bang Na-Trat Road, Bang Na, Bangkok 10260	0-2361-7946-7	0-2361-7948
Central Chidlom	1027 Ploenchit Road, Pathumwan, Bangkok 10330	0-2254-9121, 0-2254-9123	0-2254-9124
Central Lat Phrao	1691 Phahonyothin Road, Chatuchak, Bangkok 10900	0-2541-1539-41	0-2541-1538
Central Pinklao	7/1 Boromratchonnani Road, Bangkok Noi, Bangkok 10700	0-2884-7502-4	0-2884-7501
Central Rama II Road	128 Mu 6, Bang Khun Thian, Bangkok 10140	0-2872-4001-2	0-2872-4003
Central Rama III Road	79/3 Sathu Pradit Road, Yannawa, Bangkok 10120	0-2673-6534-5	0-2673-6533
Fortune Town	7 Ratchadaphisek Road, Din Daeng, Bangkok 10320	0-2642-0140-1	0-2642-0142
Mah Boonkrong	444 Phayathai Road, Pathumwan, Bangkok 10330	0-2611-8052-3	0-2611-8051
Pantip Plaza	604/3 Phetchaburi Road, Bangkok 10400	0-2656-6146-7	0-2656-6145
Shinawatra Tower 3	1010 Vipavadi Rangsit Road, Lat Yao, Chatuchak, Bangkok 10900	0-2949-2606-8	0-2949-2605
Siam Makro Charansanitwong	521, 521/27 Charansanitwong Road, Bangkok Noi, Bangkok 10700	0-2864-6833-4	0-2864-6835
Siam Makro Lat Phrao	3498 Lat Phrao Road, Khlong Chan, Bang Kapi, Bangkok 10240	0-2734-3362-4	0-2734-3361
Siam Makro Samsen	935/9 Samsen Road, Dusit, Bangkok 10300	0-2636-9870-2	0-2636-9873
Siam Makro Sathon	1 Narathiwat-Ratchanakarin Road, Sathon, Bangkok 10120	0-2676-4302-3	0-2676-4301
Tesco Lotus Bang Khae	64/13 Mu 3, Phetchakasem Road, Bang Khae, Bangkok 10160	0-2804-4781, 0-2804-4783	0-2804-4777
Tesco Lotus Bang Na	14/9 Mu 13, Bang Na-Trat Road km. 8, Bang Phli, Samut Prakan 10540	0-2740-9687-9	0-2739-9165
Tesco Lotus Bang Pakok	538/2 Mu 4, Bang Pakok, Ratburana, Bangkok 10140	0-2872-1558-60	0-2872-1561
Tesco Lotus Ekkamai-Ramintra	14/2 Mu 8, Pradit-Manuthum Road, Lat Phrao, Bangkok 10230	0-2935-9791-3	0-2935-9790
Tesco Lotus Lat Phrao	1190 Phahonyothin Road, Lat Yao, Chatuchak, Bangkok 10900	0-2930-9380-2	0-2930-9378

Micro Branches  
Metropolitan Area

Branch	Address	Telephone	Facsimile
Tesco Lotus Phongphet	99/9 Mu 3, Prachachun Road, Bang Khen, Muang Nonthaburi 10800	0-2955-5754-6	0-2955-5757
Tesco Lotus Rangsit	392/104 Mu 2, Phahonyothin (Viphavadi Rangsit) Road, Prachathipat, Pathum Thani 12130	0-2958-3765-7	0-2958-3768
Tesco Lotus Sukhaphiban 1	629 Mu 10, Nawamin Road, Bung Kum, Bangkok 10240	0-2508-2663-4	0-2508-2665
Thammasat University Rangsit Campus	99 Mu 18, Phahonyothin Road, Khlong Luang, Pathum Thani 12120	0-2564-2752-4	0-2564-2751
The Mall Ngamwongwan	30/39-50 Mu 2, Ngamwongwan Road, Muang, Nonthaburi 11000	0-2550-0995	0-2550-0994
U Centre Chula 42	198 Chula Soi 4, Pathumwan, Bangkok 10330	0-2216-2094-5	0-2216-2096
Uthayan Witthayasat	111 Phahonyothin Road, Khlong Luang, Pathum Thani 12120	0-2564-8028, 30	0-2564-8029

Micro Branches  
Provincial Area

Branch	Address	Telephone	Facsimile
Amata City Rayong	7 Mu 3, Tambon Bo win, Si Racha, Chonburi 20230	0-3834-6371-3	0-3834-6374
Big C Chiang Mai	208 Mu 3, Muang, Chiang Mai 50000	0-5385-0789-90	0-5385-0793
Big C Lampang	66 Nakhon Sawan-Chiang Rai Road, Sop Tui, Muang, Lampang 52100	0-5435-2650-3	0-5435-2654
Carrefour Chiang Mai	94 Mu 4, Chiang Mai-Lampang Road, Muang, Chiang Mai 50000	0-5385-0716-7	0-5385-0715
Central Airport Chiang Mai	2 Mahidol Road, Muang, Chiang Mai 50100	0-5328-3923-4	0-5328-3925
Naresuan University	99 Mu 9, Phitsanulok-Nakhon Sawan Road, Phitsanulok 65000	0-5526-0123-5	0-5526-0126
Siam Makro Chonburi	55/3 Mu 2, Sukhumvit Road, Muang, Chonburi 20000	0-3828-8516-8	0-3828-8519
Siam Makro Hat Yai	89 Kanchanawanit Road, Tambon Kho Hong, Hat Yai, Songkhla 90110	0-7421-7740-3	0-7421-7744
Siam Makro Nakhon Pathom	86 Mu 13, Phetchakasem Road, Muang, Nakhon Prathom 73000	0-3437-8399-400	0-3437-8401
Tesco Lotus Hang Dong Chiang Mai	132 Mu 1, Chiang Mai-Hang Dong Road, Muang, Chiang Mai 50100	0-5380-7545-6	0-5380-7547
Tesco Lotus Hat Yai	1142 Kanchanawanit Road, Hat Yai, Songkhla 90110	0-7422-3671-2	0-7422-3670
Tesco Lotus Kam Tiang Chiang Mai	9 Talat Kam Tiang Road, Muang, Chiang Mai 50300	0-5387-2770-3	0-5387-2774
Tesco Lotus Khon Kaen	356 Mu 6, Mitraphap Road, Khon Kaen 40000	0-4336-5008-10	0-4336-5011
Tesco Lotus North Pattaya	221/12 Mu 5, Pattaya Nua Road, Bang Lamung, Chonburi 20260	0-3837-0857-8	0-3837-0228
Tesco Lotus Phuket	104 Mu 5, Chalerm Phrakiat Road, Muang, Phuket 83000	0-7625-5128-9	0-7625-5130
Tesco Lotus Rayong	3 Sukhumvit Road, Muang, Rayong 21000	0-3880-0535-6	0-3880-0537
Tesco Lotus Samui	1/7 Mu 6, Sai Rop Ko Samui Road, Ko Samui, Surat Thani 84320	0-7724-5464-5	0-7724-5466
Tesco Lotus South Pattaya	408/2 Mu 12, Sukhumvit Road, Bang Lamung, Chonburi 20260	0-3842-7853, 0-3842-7857, 0-3842-7937	0-3842-7423
Tesco Lotus Surat Thani	9/1 Mu 3, Liang Muang Road, Makhm Tia, Muang, Surat Thani 84000	0-7722-1264, 0-7722-1351-2	0-7722-1263
Tesco Lotus Trang	120/6 Mu 2, Ratsada Road, Muang, Trang 92000	0-7522-5326, 0-7522-5330	0-7522-5332
Tesco Lotus Ubon Ratchathani	492 Chayanggun Road, Muang, Ubon Ratchathani 34000	0-4525-5825-6	0-4525-5827
Tesco Lotus Udon Thani	499/117 Mu 7, Muang, Udon Thani 41000	0-4232-6489-90	0-4224-9241



## General Information

### 1. References

#### 1.1 Share registrar

Thailand Securities Depository Co., Ltd.

62 The Stock Exchange of Thailand Building (6th Floor)

Ratchadaphisek Road, Khlong Toei, Bangkok 10110 Tel : 0-2359-1200-1

#### 1.2 Trustee

Subordinated convertible bonds due in 2004

Citicorp Trustee Company Limited, Cottons Centre 3rd Floor, Hays Lane,

London SE1 2QT, United Kingdom Tel : (44 207) 500-5228 Fax : (44 207) 500-5857

#### 1.3 Auditor

Dr. Suphamit Techamontrikul

Certified Public Accountant (Thailand) Registration No.3356

Deloitte Touche Tohmatsu Jaiyos Co., Ltd.

183 Rajanakarn Building, 25th Floor, Sathon Tai Road, Bangkok 10120 Tel : 0-2676-5700

#### 1.4 Legal advisers

Mr. Pradit Ekamanee Tel : 0-2230-2643

Mr. Prasit Sansiri Tel : 0-2230-2729

Mr. Chuchart Srisaeng Tel : 0-2230-2969

### 2. Shareholders

#### Major shareholders as at December 27, 2002

No.	Name	No.of shares	% of Total
1.	Thailand Securities Depository Co., Ltd. for Overseas Depositors	672,832,802	45.88
2.	Thailand Securities Depository Co., Ltd. for Local Depositors	537,232,512	36.63
3.	Ministry of Finance	34,134,380	2.33
4.	Bangkok Insurance Public Company Limited	30,256,730	2.06
5.	Swai-Prapas & Butra Co., Ltd.	11,409,700	0.78
6.	Mr. Chatri Sophonpanich	9,594,478	0.65
7.	Chatrian Holding Co., Ltd.	8,624,170	0.59
8.	Asia Commercial Bank (Nominees) Ltd.	5,650,000	0.39
9.	Mr. Kenneth Kosirisophon	5,000,000	0.34
10.	C.R. Holding Co., Ltd.	4,952,430	0.34

### **3. Report on Good Corporate Governance**

#### **Policy on corporate governance**

Bangkok Bank realizes the importance of good corporate governance as a means of enhancing organizational effectiveness and efficiency. As part of an effort to establish a foundation for sustainable growth, the Bank has implemented a number of initiatives to ensure that its operations are in line with the principles of good corporate governance.

The Bank has established a Compliance Unit to oversee and ensure that the internal operations of the Bank are in compliance with legal statutes and regulations. The Bank has also been laying a foundation for good corporate governance by establishing relevant policies and guidelines, as well as setting up effective risk management and control. The Bank is currently in the process of preparing the corporate governance policies and guidelines.

#### **Shareholders: Rights and equitable treatment**

The Bank observes shareholders' rights and provides equitable treatment to all shareholders. It sends out an invitation to attend the shareholders' meeting at least seven days prior to the meeting and facilitates the attendance of shareholders in the meeting. During the shareholders' meeting, the Bank's Chairman provides shareholders with the opportunity to exercise their rights to vote and to express opinions or inquire into important agenda items before making decision. Besides, the Bank also recognizes the importance of the disclosure of accurate information and seeks to disseminate relevant data and information to the shareholders on a regular basis.

#### **Rights of other stakeholders**

The Bank acknowledges the importance of protecting rights of all stakeholders including employees and the wider community. As for its staff, the Bank deems it important to provide staff with appropriate remuneration and benefits and the opportunity to develop further skills and knowledge to increase their potentiality in performing jobs. With regard to the community, the Bank provides continued support to community building activities including those in education, religion, sports, the preservation of Thai traditional culture, as well as other public activities.

#### **Shareholders' meeting**

In April 2002 the annual shareholders' meeting of the Bank was attended by 14 members of the Board of Directors including the Chairman of the Board of Directors, the Executive Chairman, the Chairman of the Audit Committee, and the President.

During the meeting, the Chairman of the meeting provided the shareholders with sufficient opportunities and time to inquire about, express opinions and give suggestions on, various topics.

#### **Leadership and vision**

The Bank has grown and evolved with Thailand over nearly 60 years. Its key success factor has been its leadership and vision.

#### *Board of Directors*

The Bank's Board of Directors is made up of prominent figures with diverse educational backgrounds, experiences and expertise that are known for their respectable leadership. The Bank's vision is to be a bank for all customer groups which provides financial services with excellence, is well

equipped with capable human resources, modern technology and working systems, and at the same time is able to maintain its position as a leading Asian international bank.

The Board of Directors is charged with delineating the organization's visions, business policies and strategic direction, and overseeing the Bank's operations to be in compliance with the country's laws and regulations as well as the resolutions of shareholders' meetings.

To effectively oversee and monitor the Bank's operations, the Board of Directors has appointed the following committees :

#### *Board of Executive Directors*

The Board of Executive Directors (or the Executive Board) comprises members of the Board of Directors who are appointed executive directors. It is responsible for performing duties as delegated by the Board of Directors, including approval of loans, troubled debt restructuring and investment in securities and properties, as well as conducting the normal business operations or related operations of the Bank. The Executive Board is also responsible for scrutinizing matters requiring approval of the Board of Directors or the shareholders under the laws and the Articles of Association such as corporate objectives, policies, business plans and issuance of securities.

#### *Audit Committee*

The Audit Committee comprises qualified and independent members of the Board of Directors having qualifications and independence as prescribed by the relevant authorities. Its main duties are to ensure that the Bank's financial reports are accurate, adequate and reliable; to consider, select and propose the appointment of the Bank's external auditors; to ensure that the Bank has a proper and effective internal control system; to prevent business dealings or transactions where there exists conflict of interest; to ensure that the Bank is in compliance with the relevant laws and regulations; to consider adequacy and appropriateness of the Bank's risk management systems and preventive measures of significant risks; and to provide a report on the Bank's performance results and disclose such report in the Bank's Annual Report.

#### *Nomination Committee*

The Nomination Committee comprises members of the Board of Directors directed with establishing a policy, methodologies and criteria for selecting members of the Board of Directors and executives from the senior executive vice president level up for consideration by the Board of Directors. It is also responsible for screening and nominating qualified persons as directors, members of committees, and executives at the senior executive vice president level or higher, to the Board of Directors for consideration. The Nomination Committee is also charged with the responsibility of maintaining the appropriate size and composition of the Board of Directors, and proposing when appropriate adjustments to the size and composition, so as to be in line with organizational or environmental developments.

#### **Conflict of interest**

The Bank establishes preventive measures for and manages such matters, dealings or transactions, where there exists conflict of interest, with fairness by disclosing or keeping confidentiality of information, rejecting any such matter or employing any other means as appropriate.

The Bank is now in the process of developing principles and guidelines for prevention of unauthorized access to, and unauthorized use of, inside information for wrongful purposes. These include rules and regulations for communication of information between organizational units as well as restrictions to be imposed on persons who have access by virtue of his office or position to inside information.

### **Business ethics**

The Bank realizes that a code of ethical business conduct and business ethics is the foundation for establishing good corporate governance. The Bank's code of ethical business conduct and business ethics has been compiled for the purpose of upholding the integrity and reputation of the Bank. The Bank is currently reviewing and enhancing its practices relating to ethical business conduct and business ethics.

### **Balance of power for non-executive directors**

At the end of 2002, the Bank's Board of Directors comprised 16 members, seven of which were executive directors, five were non-executive directors, and four were independent directors<sup>1</sup>.

The Bank designates the Chairman of the Board of Directors as the leader with regard to policy matters, and the Chairman of the Executive Board as the leader with regard to management matters, in order to ensure a proper balance of power in the conduct of the Bank's operation.

### **Remuneration for directors and management**

The Bank provides appropriate remuneration to directors and executives commensurate with their duties, responsibilities and performance results. In 2002, the total remuneration to 16 directors amounted to Baht 30.47 million (compared with Baht 29.12 million to 15 directors in 2001), and the total remuneration to 9 members of Board of Executive Directors and executives amounted to Baht 89.27 million (compared with Baht 79.6 million for 9 members of the Board of Executive Directors and executives in 2001).

### **Board of Directors' meetings**

The Board of Directors holds meetings on a regular basis. Usually a meeting is held once every two months, and additional meetings may be called if necessary. In 2002, the Board of Directors held 8 meetings. At each such meeting, the management provided information, references and details of each of the agenda items to all directors for consideration. In the meeting, the Chairman of the Board of Directors allocated sufficient time for the directors to consider each agenda item with prudence, and enabled directors to freely discuss, inquire, and express opinions on the items of interest so that they could fulfill their duties to the best of their ability.

### **Committees**

In addition to the Board of Executive Directors, the Audit Committee, and the Nomination Committee which the Board of Directors set up to enable it to effectively oversee and monitor the Bank's operations, as mentioned under the caption Leadership and Vision, in 2003 the Board of Directors will appoint additional committees to oversee specific matters, such as the Risk Management Committee and the Remuneration Committee.

---

<sup>1</sup> In accordance with the Bank of Thailand's corporate governance guidelines on the structure of Boards of Directors of commercial banks

### Controlling systems and internal audit

The Bank has implemented various measures in order to establish a standard of internal control system that is generally accepted. The structure of its internal control system is as follows :

1. **The Audit Committee** is responsible for ensuring that the Bank has an appropriate and efficient control system; preventing and managing matters, dealings or transactions where there exists conflict of interest; and overseeing the Bank's operations to be in compliance with the regulations of the authorities.

2. **The Audit and Control Division** is responsible for auditing the Bank's working systems, data and operations of various units in the Bank to ensure that they are in accordance with the regulations of the authorities and the Articles of Association.

3. **The Compliance Unit** is charged with the responsibility of overseeing the internal operations of the Bank to ensure that they are in compliance with the regulations of the authorities. It is also responsible for coordinating with various units in the Bank to establish policy, procedures, and appropriate practical guidelines for internal use.

In risk management, the Bank recognizes the importance of controlling and managing risks that may arise in the course of running business. It has therefore established the following specific organizational units for this purpose :

1. **The Asset and Liability Committee (ALCO)** is charged with the responsibility of determining a framework for managing the assets and liabilities of the Bank with an aim to manage and maintain an acceptable level of market risk which arises from fluctuations in interest rates, exchange rates, and prices of portfolios securities.

2. **The Credit Acceptance Unit** is responsible for screening and approving loan applications from corporate customers. It also controls and monitors loan underwriting to ensure that it is in line with the Bank's credit policy.

3. **The Risk Asset Review Unit** is responsible for assessing and reporting on the quality of the Bank's credit risk management processes, quality of its assets, reviewing risk ratings and loan loss provisioning of the loan portfolios, to ensure that they are in line with the Bank's policy and the regulations of the authorities.

### Directors' report

**The Board of Directors** is responsible for the preparation of financial statements of the Bank and its subsidiary companies. It has assigned the Audit Committee to review the Bank's financial statements to ensure that they are accurate, credible and in line with generally accepted accounting standards. A report from the Audit Committee on the financial statements has been included in this Annual Report.

### Relationships with investors

The Bank recognizes the importance of the disclosure of important information, both financial and non-financial, and has disclosed such information to investors and interested parties across a variety of channels and other information disseminating media, such as mail, announcements via various media, including disclosure to the stock exchange, and publication of the Bank's information and product details on its website at [www.bangkokbank.com](http://www.bangkokbank.com). The Bank has also provided means to contact and contact details of the investor relations persons on the website.

## 4. Risk Factors

The world in 2002 continued to be clouded by concerns of political and economic instability. This climate of uncertainty has presented additional business, financial and operational risks for Thai commercial banks. Accordingly those holding shares in banks by and large may experience higher investment risks.

### Business Risk

From a commercial bank's point of view, banking business risks include credit risk, market risk, financial risk and management or operational risk.

#### *Credit Risk*

Credit risk is the risk that the borrower may not repay all the money he or she owes to the Bank, or that he or she cannot pay interest in full. This is a business risk for all commercial banks, regardless of their credit risk management policies. Bangkok Bank deals with this type of risk by establishing a clear set of procedures with regard to loan extensions, which include loan policies, loan selection process, credit rating and risk measurement, risk diversification, and set criteria for loan approval and authorization.

The Bank has set out clear responsibilities for all units concerned to ensure compliance with the Bank's credit policy, the regulatory framework in Thailand and international best practices. These units are placed under the control of a single overseeing body - the Credit Risk Management Division, which is responsible for credit risk management operations.

The Risk Asset Review Unit is responsible for supervising the operation of lending units in line with lending regulations. The Portfolio Management Unit is responsible for managing the overall risk - return tradeoff of the Bank's credit portfolios. Classified by risk measurement tools, the Bank's loan portfolios are divided into two categories: the credit risk rating managed portfolios, which consist of business loans; and credit risk statistically managed portfolios or credit scoring portfolios, which include personal loans such as credit card loans. Results obtained from quantification of the risks in the two methods are used as a primary factor for determining pricing and provisioning.

The Bank has also separated out the management of non-performing loans from normal loans.

In 2002, the Bank took further steps to improve its systems of Credit Risk Management with the establishment of a Credit Acceptance Unit for the Corporate Banking. This new unit screens loan applications independently from the lending units.

Another risk associated with loan extensions is collateral risk. The collateral provided for most loans granted by Bangkok Bank is property, the value of which can change with economic fluctuations. The Bank therefore sets aside provisioning for impairments in the value of collateral in accordance with the guidelines established by the Bank of Thailand. Our credit decision is however based on the debt-servicing ability and the cash flow of customers' businesses as a primary factor while regarding collateral as a secondary factor.

#### *Market Risk*

Market risk is the risk that arises from fluctuations in interest rates, foreign exchange rates, and prices of instruments in money and capital markets, which may cause a negative impact on revenues and capital fund of financial institutions.

### Interest Rate Risk

The Bank's interest income from assets and interest expenses on its liabilities are subject to movements in interest rates. As such they are a major factor in determining the Bank's net interest income.

The Bank has set up the Asset and Liability Committee (ALCO), which is responsible for establishing guidelines for the management of the Bank's assets and liabilities in order to minimize interest rate risks in accordance with the policies set by the Board of Directors.

### Foreign Exchange Rate Risk

Foreign exchange rate risk arises when the Bank is involved in foreign currency transactions, which may result in deficits or surpluses with regard to the Bank's position in foreign currency holdings. These transactions include foreign currency exchange, investments, loans, borrowings, contractual commitments, and the use of financial derivatives in foreign currencies.

With regard to managing its foreign exchange rate risks, the Bank adheres strictly to regulations and requirements, as set down by the Bank of Thailand. The Bank maintains an appropriate position in foreign currency holdings in accordance with the requirements of the regulatory authorities. In addition, the Bank manages its risks conservatively by setting a limit on the volume of transactions, establishing appropriate internal control processes, and allocating personnel with knowledge and experience in risk management to carry out transactions. All these measures enable management to monitor and control risks efficiently.

In 2002, the Bank reviewed its policies for managing market risk, interest rate risk, foreign exchange rate risk, and liquidity risk. It has also developed and validated a database for use in performing Modeling and Sensitivity Analysis.

## Financial Risk

### *Capital adequacy*

As of the end of December 2002, the Bank had a Capital Adequacy Ratio (CAR) of 11.9 per cent, above the 8.5 per cent level required by the Bank of Thailand. This comprised first tier capital of 6.9 per cent and second tier capital of 5.0 per cent. However, this level may increase or decrease as a result of the Bank's operations. In order to maintain the sufficiency of capital, the Bank obtained shareholders' approval to increase its registered capital from Baht 20 billion to Baht 40 billion at a meeting of shareholders in 2000. The meeting also gave the Bank the discretion to decide on the appropriate timing to raise capital.

In 1999, the Bank issued Capital Augmented Preference Shares (CAPS) in the value of Baht 46 billion in order to strengthen the Bank's capital base at a time of economic crisis. The conditions set down at the time of issue gave the Bank an entitlement to execute an early redemption after April 2nd, 2004. In accordance with the Bank of Thailand regulations, if the Bank redeems the CAPS prematurely, it must maintain the CAR at 9.0 per cent or higher.

## Management and Operational Risk

To manage risks arising from the Bank's operations, and to standardize the internal control system, the Bank has assigned the Audit and Control Division to audit the Bank's operational systems, data and operations. In this regard, the Bank has developed and continues to upgrade the capacity

of its database. Every business unit is also required to develop and keep update all the related operation manuals.

The Bank has set up an Audit Committee comprising non-executive independent directors with knowledge and experience in auditing and commercial banking. The committee is responsible for supervising the Bank to make sure that it has an appropriate control system and is in compliance with the requirements of the regulatory authorities.

In 2002, the Bank set up a Compliance Unit to supervise the Bank's operations as a whole with regard to relevant regulations and statutes. It is also responsible for coordinating the implementation of the Bank's policy, processes, and procedures. It has been developing a database of relevant laws, rules, and regulations for six pilot units, namely ***the Securities Service Department, Fund Management Department, Business Investment Department, Operation Division, Financial Information Service Division, and Merchant Banking Division***, and also facilitated them to establish internal control systems.

### **Shareholders' Risk**

Thailand's financial crisis has resulted in large accumulated losses for the Bank and reduced shareholders' equity, affecting the Bank's ability to pay dividends to shareholders. This is one of the risks that shareholders have to consider.

### **Major factors that may affect the Bank's performance and financial stability in the future**

1. In response to continuing fragility in the world economy, the International Monetary Fund (IMF) and the Organization for Economic Cooperation and Development (OECD) have scaled back their 2003 growth forecasts. They are now forecasting the world output growth of 3.3 per cent and the world trade volume growth of 5.4 per cent. Nonetheless the outlook for 2003 is more positive than in 2002 when the world output grew by 3 per cent and the world trade grew by 2.1 per cent.

A war between the US and Iraq could negatively impact on oil prices and currency stability. This may lead to lower than expected economic growth in Thailand.

2. China's entry into the World Trade Organization (WTO) has resulted in a large increase in the volume of exports from China to the US. Other countries have focused on productivity improvements to enhance competitiveness, reduce production costs, and increase production volumes. This has led to intensified price wars, which in turn has led to falls in the price of goods all over the world. Potentially this could deteriorate into a deflationary situation, which may subsequently affect the competitiveness, profitability, and debt-servicing ability of businesses.

3. The recovery of the Thai economy is largely due to growth in the consumption of durable goods and the expansion of housing loans as a result of low interest rates. If this increase in purchasing power leads to an increase in consumer debt, efficient systems for risk management and loan collection will be needed to prevent these debts from becoming problematic for financial institutions in the future.

## **5. Related-Party Transactions**

Details of related-party transactions are included in the Notes to the Financial Statements under the Related-Party Transactions section.



## 6. Information on Bonds

Type of Bonds	Interest Rates (%)	Maturity	Amount	Credit Rating (Moody's/S&P's)
Subordinated convertible bonds	4.589	March 3, 2004	US\$ 386.392 Million	-
Unsecured subordinated bonds	7.25	September 15, 2005	US\$ 27.85 Million	Ba2/B+
Unsecured subordinated bonds	8.25	March 15, 2016	US\$ 0.175 Million	Ba2/B+
Unsecured subordinated bonds	8.75	March 15, 2007	US\$ 266.9 Million	Ba2/B+
Unsecured subordinated bonds	9.025	March 15, 2029	US\$ 449.825 Million	Ba2/B+
Subordinated perpetual bonds cum preferred shares	15.00 *	Perpetual	Baht 34,500 Million	-
Subordinated bonds group 15	0	January 2, 2003	Baht 1,265 Million	-
Subordinated bonds group 16	0	April 2, 2003	Baht 1,265 Million	-
Subordinated bonds group 17	0	July 2, 2003	Baht 1,265 Million	-
Subordinated bonds group 18	0	October 2, 2003	Baht 1,265 Million	-
Subordinated bonds group 19	0	January 2, 2004	Baht 1,265 Million	-
Subordinated bonds group 20	0	April 2, 2004	Baht 1,265 Million	-
Subordinated Convertible bonds group 21	0	July 2, 2004	Baht 1,265 Million	-
Subordinated Convertible bonds group 22	0	October 2, 2004	Baht 1,265 Million	-
Subordinated Convertible bonds group 23	0	January 2, 2005	Baht 1,265 Million	-
Subordinated Convertible bonds group 24	0	April 2, 2005	Baht 1,265 Million	-
Subordinated Convertible bonds group 25	0	July 2, 2005	Baht 1,265 Million	-
Subordinated Convertible bonds group 26	0	October 2, 2005	Baht 1,265 Million	-
Subordinated Convertible bonds group 27	0	January 2, 2006	Baht 1,265 Million	-
Subordinated Convertible bonds group 28	0	April 2, 2006	Baht 1,265 Million	-
Subordinated Convertible bonds group 29	0	April 2, 2006	Baht 11,500 Million	-

\* To be paid only when the Bank has paid dividend on the preferred shares.

## 7. Obligations for Future Issuance of Shares

### - Subordinated convertible bonds due in 2004

Ordinary shares reserved to accommodate the conversion right	71.50	million shares
Ordinary shares already converted	1.50	million shares
Ordinary shares left to accommodate the conversion right	70	million shares
<i>Conversion price</i>	<i>Baht 230</i>	<i>per share</i>
<i>Conversion period</i>	<i>May 24, 1994 - February 18, 2004</i>	

### - Subordinated convertible bonds group 21-29

Ordinary shares reserved to accommodate the conversion right	150	million shares
Ordinary shares already converted	-	
Ordinary shares left to accommodate the conversion right	150	million shares
<i>Conversion price</i>	<i>Baht 100</i>	<i>per share</i>
<i>Conversion period</i>	<i>April 2, 2004 - April 2, 2006</i>	



Printed by : Bangkok Printing (1984) Co., Ltd.  
Tel. 0 2642 7272-87

Designed : Movement G&W Co., Ltd.  
Tel. 0 2539 8542-3